

Trade monitoring through customs surveillance data

The TAXUD surveillance system ("customs surveillance") records and centralizes all trade data (import and exports) directly from the national customs authorities on a daily basis. For each transaction, the stored data contain the information available on the Single Administrative Document (SAD), including the volume and origin of the consignment.

As surveillance system does not include intra-trade data, the UK data as EU partner can't be displayed before 1/1/2021. The data as of 1/1/2021 is therefore not comparable with the data until 31/12/2020.

According to Art.55(2) of Commission Implementing Regulation (EU) 2015/2447, the customs authorities shall provide the Commission at least once a week with data on customs declarations for the goods that have been made subject to surveillance at release for free circulation or at export.

The "customs surveillance" data provide actual and prompt information about the trade (import/export) transaction in terms of volume and origin or destination.

In case of a technical issue or another constraint causing delay of the publication, please note that the next upload will be done in the coming days at 12h or 16h.

* The United Kingdom is no longer a Member State of the European Union, however until the end of the transition period it was still a part of the EU Customs Union. Due to the absence of intra-trade data in the surveillance system, the totals of the EU trade data therefore also include the UK data until 31/12/2020. The data as of 1/1/2021 is therefore not comparable with the data until 31/12/2020.

Note: Since 6th November 2016 the export and import licenses are no longer required for the major part of the trade in cereals in application of Regulations (EU) 2016/1237 and 2016/1239 of 18 May 2016.

Publication of data

This report is published on a weekly basis.

The data are expressed in quantity of the product itself, unless otherwise stated
Below the specifications of the products included in the report

Product	CN code	Conversion factor grain equivalent
Common wheat	1001 99 00	
Common wheat flour (grain equiv.)	1101 00 15	1.37
Durum wheat	1001 19 00	
Durum wheat meal (grain equiv.)	1103 11 10	1.5
Barley	1003 90 00	
Malt (Barley equiv.)	1107 10 91, 1107 10 99	1.27
Maize	1005 90 00	
Rye	1002 90 00	
Oats	1004 90 00	
Sorghum	1007 90 00	
Residues of starch manufacture	2303 10 19	
Maize gluten feed	2309 90 20	
Brewing and distilling dregs and waste	2303 30 00	
Citrus pulp residues	2308 00 40 TARIC_ex 10	

Changes in the reports

as of 01/12/2016:

- data on malt expressed in barley equivalent are included;
- data on wheat flour and durum wheat meal are expressed only in grain equivalent

as of 09/07/2018:

- the weekly reference period is from Monday to Sunday (compared to Wednesday to Tuesday previously)
- for 2018/19 marketing year, data for weeks 1 and 2 are aggregated and shown as week 2
- calendar of marketing year weeks is added

Exports and imports

Situation at 08/02/2021

Cumul of weeks 1 to 32

<i>Customs Surveillance</i> (tonnes)	EU*		EU + UK		EU + UK	
	01/07/2020 - 07/02/2021		01/07/2019 - 09/02/2020		01/07/2018 - 10/02/2019	
	Export	Import	Export	Import	Export	Import
Common wheat	15 814 874	1 479 180	18 864 983	1 487 151	10 616 049	3 181 631
Common wheat flour (grain equivalent)	260 126	18 510	351 416	16 052	306 097	24 585
Durum wheat	151 339	1 927 120	512 425	1 324 992	437 488	712 005
Durum wheat meal (grain equivalent)	142 107	1 266	142 780	812	110 418	698
Total Wheat	16 368 446	3 426 076	19 871 603	2 829 007	11 470 052	3 918 918
Barley	4 429 181	122 048	4 740 889	508 927	3 041 718	112 846
Malt (grain equivalent)	1 787 348	4 273	1 669 766	11 400	1 695 811	7 299
Maize	1 388 087	9 988 863	2 995 488	13 743 508	1 246 210	15 235 082
Rye	129 648	10	182 680	3 239	152 029	235 502
Oats	64 441	1 879	126 774	1 630	71 802	2 187
Sorghum	931	9 994	654	38 117	2 962	384 203
Total Coarse grains	7 799 637	10 127 066	9 716 251	14 306 821	6 210 533	15 977 119
General Total	24 168 083	13 553 142	29 587 854	17 135 828	17 680 585	19 896 037

* The United Kingdom is no longer a Member State of the European Union, however until the end of the transition period it was still a part of the EU Customs Union. Due to the absence of intra-trade data in the surveillance system, the totals of the EU trade data therefore also include the UK data until 31/12/2020. The data as of 1/1/2021 is therefore not comparable with the data until 31/12/2020.

Week 1 to 32 from 01/07/2020 to 07/02/2021

Summary

Import (tonnes)	Common wheat	Common wheat flour (grain equivalent)	Durum wheat	Durum wheat meal (grain equivalent)	Barley	Malt (grain equivalent)	Maize	Rye	Oats	Sorghum
BE	3 726	16	173 436	133	8 953	3	209 155	1	118	1 407
BG	9 399	156	3	3	1		10 023		83	27
CZ		16		2		4	311		22	
DK	3 371	24		13	3	4	1 868		80	
DE	3 971	2 002	63	297	9	51	126 878		326	545
EE						53	1 290			
IE		634		4			361 657			
EL	222 682	638	75	2	6 002	1 300	72 693			158
ES	429 910	365	138 865	166	26		3 792 800			2
FR	1 022	5 726	12 413	291	48	108	4 849		60	7
HR	14 379	904		1	5 870		7 997	1		
IT	369 318	60	1 521 543	36	45		784 663		418	5 436
CY	3 102	3		3	37 774		47 145		1	
LV	1		31 002	2		4	51 084			
LT	4 313				5 224	25	122 401			
LU		17								
HU							34 028		440	155
MT		25					13			
NL	14 803	1 437		19	43 617	54	1 950 855	2	1	314
AT	247	89		11	1		25 057		37	4
PL	1 507	144	1 265	1		22	29 812		225	1 680
PT	38 517	112	47 703		6		1 165 165			9
RO	19 737	1 350			11 790	2 586	56 722			
SI	22 447	106	23	2	2 609		339 314			
SK		37							26	
FI	301	17				11	4 048			
SE	12	1 592	2	45	30	48	182		3	1
EU*	1 479 180	18 510	1 927 120	1 266	122 048	4 273	9 988 863	10	1 879	9 994

* The United Kingdom is no longer a Member State of the European Union, however until the end of the transition period it was still a part of the EU Customs Union. Due to the absence of intra-trade data in the surveillance system, the totals of the EU trade data therefore also include the UK data until 31/12/2020. The data as of 1/1/2021 is therefore not comparable with the data until 31/12/2020.

Top 5 import origins* - (update of 08 Feb 2021)

Common wheat				
Origin	MY 2020/21		MY 2019/20	
	tonnes	share	tonnes	share
Ukraine	576 100	38.9%	407 483	27.4%
Canada	430 187	29.1%	356 687	24.0%
Russia	197 506	13.4%	168 098	11.3%
United States of America	161 374	10.9%	222 124	14.9%
Serbia	75 210	5.1%	20 505	1.4%

Common wheat flour (grain equivalent)				
Origin	MY 2020/21		MY 2019/20	
	tonnes	share	tonnes	share
India	6 084	32.9%	4 004	24.9%
Mauritius	4 918	26.6%	4 625	28.8%
Serbia	1 852	10.0%	1 768	11.0%
Moldova	1 325	7.2%	2 081	13.0%
United Kingdom	1 162	6.3%	-----	-----

Durum wheat				
Origin	MY 2020/21		MY 2019/20	
	tonnes	share	tonnes	share
Canada	1 431 496	74.3%	703 075	53.1%
United States of America	353 920	18.4%	467 822	35.3%
Russia	53 898	2.8%	38 854	2.9%
Kazakhstan	34 638	1.8%	55 596	4.2%
Turkey	28 658	1.5%	19 234	1.5%

Durum wheat meal (grain equivalent)				
Origin	MY 2020/21		MY 2019/20	
	tonnes	share	tonnes	share
Morocco	506	40.0%	236	29.0%
Turkey	288	22.7%	192	23.6%
India	224	17.7%	194	23.9%
Lebanon	113	8.9%	89	10.9%
Tunisia	48	3.8%	43	5.3%

Barley				
Origin	MY 2020/21		MY 2019/20	
	tonnes	share	tonnes	share
United Kingdom	52 551	43.1%	-----	-----
Ukraine	34 181	28.0%	463 315	91.0%
Serbia	13 850	11.3%	3 878	0.8%
Moldova	12 011	9.8%	41 522	8.2%

Malt (grain equivalent)				
Origin	MY 2020/21		MY 2019/20	
	tonnes	share	tonnes	share
Serbia	3 884	90.9%	1 601	14.0%
United Kingdom	300	7.0%	-----	-----
Russia	48	1.1%	50	0.4%
Norway	18	0.4%	5	0.0%

Maize				
Origin	MY 2020/21		MY 2019/20	
	tonnes	share	tonnes	share
Brazil	4 429 982	44.3%	4 757 953	34.6%
Ukraine	3 560 697	35.6%	7 504 688	54.6%
Serbia	1 074 230	10.8%	794 779	5.8%
Canada	404 769	4.1%	144 698	1.1%
Argentina	226 096	2.3%	220 084	1.6%

Rye				
Origin	MY 2020/21		MY 2019/20	
	tonnes	share	tonnes	share
Ukraine	6	60.8%	154	4.8%
India	2	20.8%	-----	-----
Serbia	1	10.4%	-----	-----
Armenia	1	6.2%	-----	-----

Oats				
Origin	MY 2020/21		MY 2019/20	
	tonnes	share	tonnes	share
Ukraine	1 432	76.2%	1 351	82.9%
United Kingdom	168.9	9.0%	-----	-----
Iceland	80	4.3%	80	4.9%
Uruguay	75.0	4.0%	25	1.5%

Sorghum				
Origin	MY 2020/21		MY 2019/20	
	tonnes	share	tonnes	share
Ukraine	7 422	74.3%	35 357	92.8%
Russia	1 174	11.7%	1 604	4.2%
Sudan	722	7.2%	620	1.6%
Australia	244	2.4%	119	0.3%

* The United Kingdom is no longer a Member State of the European Union, however until the end of the transition period it was still a part of the EU Customs Union. Due to the absence of intra-trade data in the surveillance system, the totals of the EU trade data therefore also include the UK data until 31/12/2020. The data as of 1/1/2021 is therefore not comparable with the data until 31/12/2020.

Export (tonnes)	Common wheat	Common wheat flour (grain equivalent)	Durum wheat	Durum wheat meal (grain equivalent)	Barley	Malt (grain equivalent)	Maize	Rye	Oats	Sorghum
BE	227	10 231	21	144	6 430	514 406	15		19	3
BG	681 425	305	122	1	160 222	72	253 226	102	3 281	474
CZ	1 587	33			1	17 336	346		2 185	
DK	19 963	1 618	12 274	3	99 448	103 185	52	2	104	
DE	1 870 133	13 746	7	126	762 695	336 913	7 227	64 749	11 864	6
EE	397 445	70	3 157		168 643	683	1			
IE					1	541				
EL	671	6 663	7 414	505	2 786	4 563	83	110		
ES	15	2 208	11 086	45 633	19 079	23 443	19 098	10	15 333	
FR	4 436 961	24 518	78 327	47 286	1 858 674	377 475	57 206		9 116	160
HR	96 463	7 919			8 929	10 087	8 624	496	1 866	
IT	1 201	60 084	38 788	40 636	19 514	5	1 839	49	272	2
CY			50							
LV	2 041 070	16 266		2 808	99 002	402	2 471		143	
LT	2 387 317	5 153		71	260 659	11 074	11		519	
LU		2								
HU	102 489	2 654		1 629	493	130	10 609	1 011	202	271
MT										
NL	237	73 205		86	4	237 495	6 495	21	221	
AT	27 690	3 508		3 009	1 169	4 041	693	399	1 248	
PL	1 869 580	4 794		70	300	50 618	86 542	15 801	9	5
PT	1	18 778	1		140	28 121	139			
RO	1 578 166	1 187		19	754 172		933 324			
SI	50	4 736		80		14	25			
SK	1 481					53				
FI	67 017	1 522				8 608		694	5 900	
SE	209 952	926	90		3 595	58 083	46	46 204	10 865	
EU*	15 814 874	260 126	151 339	142 107	4 429 181	1 787 348	1 388 087	129 648	64 441	931

* The United Kingdom is no longer a Member State of the European Union, however until the end of the transition period it was still a part of the EU Customs Union. Due to the absence of intra-trade data in the surveillance system, the totals of the EU trade data therefore also include the UK data until 31/12/2020. The data as of 1/1/2021 is therefore not comparable with the data until 31/12/2020.

Top 5 export destinations* - (update of 08 Feb 2021)

Common wheat				
Destination	MY 2020/21		MY 2019/20	
	tonnes	share	tonnes	share
Algeria	3 351 162	21.2%	3 280 805	17.4%
China	1 562 560	9.9%	902 453	4.8%
Saudi Arabia	1 558 197	9.9%	1 993 702	10.6%
Nigeria	1 264 659	8.0%	647 211	3.4%
Morocco	1 026 812	6.5%	1 150 858	6.1%

Common wheat flour (grain equivalent)				
Destination	MY 2020/21		MY 2019/20	
	tonnes	share	tonnes	share
United States of America	21 588	8.3%	21 088	6.0%
Angola	19 047	7.3%	64 744	18.4%
Guinea-Bissau	18 088	7.0%	16 961	4.8%
Thailand	16 498	6.3%	19 344	5.5%
Sierra Leone	15 625	6.0%	28 232	8.0%

Durum wheat				
Destination	MY 2020/21		MY 2019/20	
	tonnes	share	tonnes	share
Tunisia	31 406	20.8%	112 904	22.0%
Ivory Coast	23 500	15.5%	16 218	3.2%
Algeria	19 321	12.8%	-----	-----

Durum wheat meal (grain equivalent)				
Destination	MY 2020/21		MY 2019/20	
	tonnes	share	tonnes	share
Ivory Coast	37 293	26.2%	38 414	26.9%
Saudi Arabia	32 126	22.6%	16 254	11.4%
Mali	16 390	11.5%	13 214	9.3%
Senegal	13 852	9.7%	24 394	17.1%
Benin	8 470	6.0%	7 049	4.9%

Barley				
Destination	MY 2020/21		MY 2019/20	
	tonnes	share	tonnes	share
China	1 730 956	39.1%	771 882	16.3%
Saudi Arabia	1 150 168	26.0%	1 808 577	38.1%
Algeria	362 855	8.2%	22 000	0.5%
Morocco	304 375	6.9%	327 214	6.9%
Iran (Islamic Republic of)	267 420	6.0%	293 413	6.2%

Malt (grain equivalent)				
Destination	MY 2020/21		MY 2019/20	
	tonnes	share	tonnes	share
Brazil	306 262	17.1%	105 595	6.3%
Nigeria	116 942	6.5%	80 828	4.8%
Vietnam	107 741	6.0%	93 629	5.6%
Japan	89 727	5.0%	131 435	7.9%
Cambodia	73 349	4.1%	56 942	3.4%

Maize				
Destination	MY 2020/21		MY 2019/20	
	tonnes	share	tonnes	share
Turkey	153 733	11.1%	856 797	28.6%
Lebanon	151 131	10.9%	230 883	7.7%
China	149 274	10.8%	115 061	3.8%
Iran (Islamic Republic of)	147 970	10.7%	158 711	5.3%
Korea (Republic of)	101 334	7.3%	263 911	8.8%

Rye				
Destination	MY 2020/21		MY 2019/20	
	tonnes	share	tonnes	share
United States of America	99 002	76.4%	100 780	55.2%
Israel	14 283	11.0%	7 914	4.3%
Japan	9 886	7.6%	5 828	3.2%

Oats				
Destination	MY 2020/21		MY 2019/20	
	tonnes	share	tonnes	share
Switzerland	30 385	47.2%	28 390	22.4%
Algeria	14 726	22.9%	310	0.2%
Norway	5 719	8.9%	14 450	11.4%
United States of America	5 335	8.3%	50 651	40.0%
Serbia	3 249	5.0%	431	0.3%

Sorghum				
Destination	MY 2020/21		MY 2019/20	
	tonnes	share	tonnes	share
Jordan	380.0	40.8%	-----	-----
Serbia	270	29.0%	473	72.4%
United Kingdom	107	11.4%	-----	-----
Morocco	101	10.8%	26	4.0%

* The United Kingdom is no longer a Member State of the European Union, however until the end of the transition period it was still a part of the EU Customs Union. Due to the absence of intra-trade data in the surveillance system, the totals of the EU trade data therefore also include the UK data until 31/12/2020. The data as of 1/1/2021 is therefore not comparable with the data until 31/12/2020.

Week 1 to 32 from 01/07/2020 to 07/02/2021

Résumé / Summary

Import (tonnes)	Residues of starch manufacture CN 2303 10 19	Maize gluten feed CN 2309 90 20	Brewing and distilling dregs and waste CN 23033000	Citrus pulp residues CN 2308 00 40 TARIC_ext 10	Total
BE		1			1
BG			2 383		2 383
CZ	23	1	546		569
DK	1 494	5 067			6 561
DE	10	1	2 144		2 155
EE			196		196
IE		87 010	92 233		179 244
EL		1	468		468
ES		25	85 454		85 479
FR			364		364
HR					
IT			9 602		9 602
CY					
LV			1 716		1 716
LT		22	3 980		4 002
LU					
HU					
MT					
NL	2 514	89			2 603
AT					
PL			4 992		4 992
PT		6 453	18 939		25 393
RO		4	746		750
SI					
SK			122		122
FI			442		442
SE		15			15
EU*	4 105	119 403	319 832		443 340

* The United Kingdom is no longer a Member State of the European Union, however until the end of the transition period it was still a part of the EU Customs Union. Due to the absence of intra-trade data in the surveillance system, the totals of the EU trade data therefore also include the UK data until 31/12/2020. The data as of 1/1/2021 is therefore not comparable with the data until 31/12/2020.

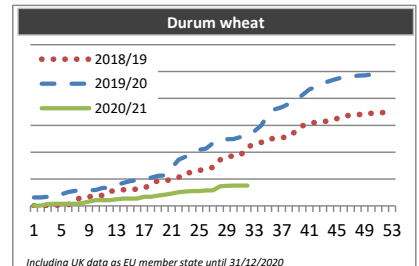
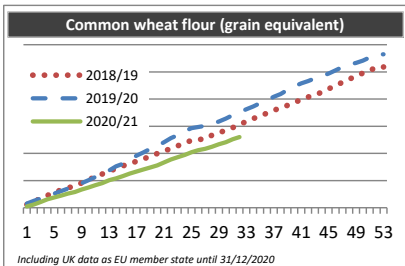
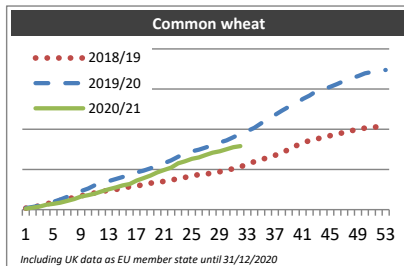
Week 1 to 32 from 01/07/2020 to 07/02/2021

(tonnes)

Common wheat			
week	2018/19	2019/20	2020/21
1	380 930	-	246 599
2	648 383	637 684	485 459
3	975 492	977 240	794 098
4	1 401 784	1 448 244	1 244 971
5	1 888 604	1 963 054	1 476 162
6	2 295 906	2 513 822	1 737 110
7	2 653 632	3 216 967	2 220 555
8	3 036 052	3 720 669	2 668 965
9	3 435 687	4 634 890	3 281 372
10	3 809 996	5 242 288	3 604 723
11	4 162 302	6 111 267	3 999 858
12	4 552 041	6 705 310	4 580 374
13	4 820 646	7 110 313	5 085 591
14	5 041 327	7 620 073	5 555 802
15	5 342 136	8 105 152	6 016 442
16	5 714 900	8 768 326	6 379 392
17	5 892 800	9 260 991	7 233 325
18	6 244 535	9 725 371	7 867 470
19	6 577 425	10 302 872	8 467 671
20	6 755 906	10 950 606	9 286 583
21	7 041 496	11 559 006	9 871 388
22	7 333 340	12 238 923	10 445 710
23	7 729 346	13 191 650	11 528 530
24	8 014 621	13 969 039	12 051 318
25	8 476 965	14 500 960	12 682 480
26	8 708 243	14 892 397	13 006 973
27	8 829 178	15 503 107	13 626 233
28	9 186 902	16 040 869	14 176 328
29	9 436 292	16 732 853	14 550 260
30	9 888 454	17 214 564	15 029 486
31	10 153 304	18 017 661	15 513 597
32	10 616 049	18 864 983	15 814 874
33	11 388 549	19 533 215	
34	11 940 803	20 340 927	
35	12 461 030	21 478 133	
36	12 939 896	22 508 992	
37	13 501 096	23 576 835	
38	14 281 395	24 648 935	
39	14 936 690	25 623 736	
40	15 861 735	26 331 024	
41	16 619 582	27 557 137	
42	17 159 088	28 352 332	
43	17 603 329	29 498 032	
44	18 053 168	29 986 220	
45	18 415 085	30 586 614	
46	18 819 349	31 272 389	
47	19 238 858	32 058 028	
48	19 590 571	32 679 212	
49	20 065 190	33 267 819	
50	20 292 695	33 938 316	
51	20 535 449	34 283 798	
52	20 623 778	34 755 332	
53	20 623 778	34 755 332	

Common wheat flour (grain equivalent)			
week	2018/19	2019/20	2020/21
1	11 726	-	4 872
2	21 247	24 926	12 096
3	35 307	33 863	21 030
4	45 380	43 061	31 584
5	56 331	52 215	37 685
6	65 178	61 247	44 672
7	72 738	70 346	52 128
8	80 467	79 526	58 242
9	91 080	90 304	67 312
10	103 058	101 343	74 930
11	114 004	112 892	83 200
12	123 966	125 244	90 834
13	135 518	137 100	101 457
14	143 570	152 519	108 290
15	154 090	161 426	116 666
16	162 167	177 973	125 726
17	171 249	191 992	133 619
18	179 459	203 450	140 793
19	190 020	216 584	148 523
20	199 548	227 591	155 772
21	208 124	240 836	166 614
22	217 431	255 947	177 907
23	227 338	266 680	185 568
24	238 680	281 887	194 530
25	247 838	292 590	204 124
26	251 133	297 469	211 727
27	252 629	301 169	217 100
28	267 146	308 522	224 253
29	276 087	317 006	233 432
30	284 963	327 912	241 169
31	294 547	340 893	251 893
32	306 097	351 416	260 126
33	317 279	362 563	
34	327 912	372 669	
35	337 516	385 276	
36	347 838	395 986	
37	357 887	408 122	
38	368 117	418 839	
39	376 855	433 748	
40	388 167	446 519	
41	396 825	457 860	
42	407 579	465 999	
43	415 513	476 380	
44	425 412	484 927	
45	438 071	493 532	
46	448 407	505 227	
47	461 906	518 064	
48	473 164	526 959	
49	485 413	533 281	
50	495 699	541 736	
51	504 828	553 017	
52	517 974	564 657	
53	517 974	564 657	

Durum wheat			
week	2018/19	2019/20	2020/21
1	609	-	1 327
2	731	62 920	1 753
3	1 267	62 920	14 516
4	1 467	68 154	14 883
5	9 337	86 292	15 291
6	9 338	86 753	15 673
7	42 862	102 837	16 048
8	67 042	111 338	21 301
9	67 226	113 589	32 788
10	76 653	114 667	42 218
11	79 012	118 940	42 946
12	109 963	133 547	43 032
13	110 480	133 857	48 931
14	119 817	155 545	54 892
15	120 050	171 862	54 941
16	125 992	184 124	55 143
17	131 886	190 877	67 680
18	160 063	199 053	68 120
19	187 775	210 099	76 215
20	189 323	223 737	83 031
21	192 675	226 941	91 284
22	211 328	282 411	101 323
23	246 613	343 490	106 972
24	246 918	365 434	110 034
25	263 196	400 373	110 034
26	279 225	419 109	114 647
27	285 976	426 666	114 769
28	342 538	467 102	145 567
29	368 072	467 231	148 750
30	370 864	496 543	150 958
31	378 174	498 105	151 147
32	437 488	512 425	151 339
33	460 494	550 679	
34	472 764	554 796	
35	500 296	597 550	
36	500 480	678 220	
37	507 811	719 818	
38	513 950	735 500	
39	554 494	760 645	
40	595 339	783 107	
41	617 287	826 027	
42	621 415	867 791	
43	628 401	883 459	
44	632 625	914 790	
45	650 701	931 063	
46	669 989	946 179	
47	673 428	957 996	
48	676 919	959 179	
49	688 533	970 064	
50	689 011	971 617	
51	690 306	978 077	
52	697 050	978 104	
53	697 050	978 104	



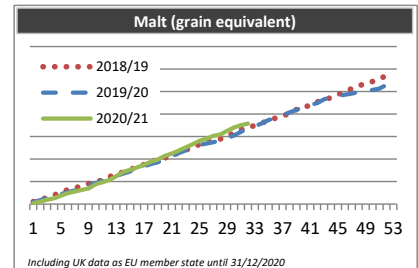
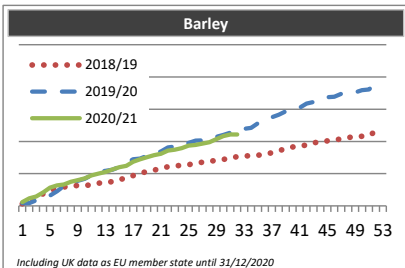
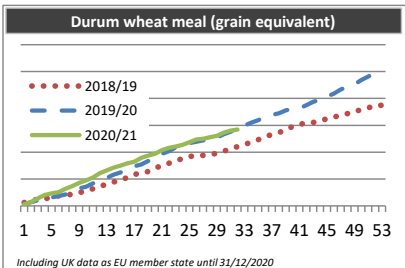
Week 1 to 32 from 01/07/2020 to 07/02/2021

(tonnes)

Durum wheat meal (grain equivalent)			
week	2018/19	2019/20	2020/21
1	6 173	-	2 938
2	10 502	6 820	7 082
3	12 055	10 226	14 007
4	13 645	13 805	20 504
5	15 240	15 888	23 477
6	18 893	18 450	25 648
7	20 147	21 168	31 867
8	21 812	25 745	37 029
9	24 000	32 562	42 831
10	29 053	35 529	47 380
11	31 633	41 774	52 790
12	37 240	45 888	60 848
13	39 434	51 969	66 101
14	44 715	58 106	71 054
15	47 584	62 123	74 770
16	52 827	66 815	79 372
17	58 913	73 678	82 359
18	60 054	76 959	89 403
19	64 073	83 477	93 472
20	69 948	88 268	96 907
21	75 535	96 798	103 638
22	79 170	101 407	107 822
23	84 302	108 641	110 517
24	87 807	111 766	113 479
25	91 935	116 670	118 564
26	93 655	119 548	123 554
27	93 786	121 907	124 918
28	95 642	123 735	127 811
29	97 935	127 018	130 208
30	101 903	133 327	136 107
31	105 534	138 085	139 953
32	110 418	142 780	142 107
33	113 677	149 431	
34	118 796	154 739	
35	123 257	159 667	
36	128 824	166 057	
37	132 847	169 286	
38	136 724	172 209	
39	140 545	177 766	
40	148 190	180 514	
41	151 599	181 491	
42	154 446	187 328	
43	155 528	193 804	
44	158 390	197 387	
45	162 008	203 424	
46	165 517	208 914	
47	168 535	216 656	
48	171 894	221 912	
49	176 966	226 260	
50	178 135	234 255	
51	182 540	240 738	
52	187 211	247 996	
53	187 211	247 996	

Barley			
week	2018/19	2019/20	2020/21
1	131 096	-	233 928
2	186 086	169 376	470 728
3	540 018	337 758	586 712
4	755 975	483 958	831 663
5	949 575	643 505	1 130 666
6	1 068 136	904 136	1 268 298
7	1 175 558	1 228 755	1 333 141
8	1 202 284	1 420 139	1 491 038
9	1 274 453	1 567 085	1 600 529
10	1 275 471	1 681 706	1 714 095
11	1 303 347	1 903 158	1 894 614
12	1 409 309	2 127 843	2 005 566
13	1 421 241	2 168 060	2 109 536
14	1 513 869	2 251 418	2 254 085
15	1 655 553	2 412 055	2 400 370
16	1 691 129	2 672 039	2 480 031
17	1 876 011	2 888 058	2 741 126
18	2 012 428	2 942 536	2 889 268
19	2 133 518	3 105 632	3 020 109
20	2 219 090	3 276 420	3 150 873
21	2 335 377	3 375 606	3 231 813
22	2 434 924	3 624 631	3 426 477
23	2 488 447	3 679 932	3 486 560
24	2 518 983	3 763 870	3 584 082
25	2 555 410	3 911 595	3 746 189
26	2 658 860	4 049 716	3 775 501
27	2 708 515	4 059 332	3 860 274
28	2 784 155	4 155 826	3 951 367
29	2 814 255	4 287 553	4 146 148
30	2 875 445	4 408 900	4 328 331
31	2 990 293	4 548 101	4 428 665
32	3 041 718	4 740 889	4 429 181
33	3 093 244	4 775 918	
34	3 118 154	4 836 880	
35	3 153 000	5 135 908	
36	3 184 186	5 333 994	
37	3 296 956	5 506 704	
38	3 434 361	5 659 110	
39	3 541 311	5 870 780	
40	3 649 890	5 957 895	
41	3 731 757	6 088 968	
42	3 768 746	6 342 421	
43	3 916 259	6 445 131	
44	3 950 467	6 610 799	
45	4 030 022	6 749 591	
46	4 080 753	6 773 159	
47	4 157 756	6 960 607	
48	4 239 928	7 030 441	
49	4 321 182	7 036 380	
50	4 323 630	7 172 922	
51	4 356 754	7 215 539	
52	4 638 043	7 624 788	
53	4 638 043	7 624 788	

Malt (grain equivalent)			
week	2018/19	2019/20	2020/21
1	54 231	-	21 010
2	92 567	87 671	58 872
3	148 183	131 899	94 277
4	199 517	177 222	126 886
5	263 644	224 550	186 468
6	319 214	264 424	242 314
7	358 580	302 841	278 563
8	401 918	356 881	313 532
9	453 094	420 686	347 452
10	491 136	464 408	440 416
11	534 738	515 490	484 785
12	605 971	566 006	537 820
13	669 038	627 834	623 799
14	714 991	679 372	711 510
15	775 743	728 177	765 517
16	820 065	781 424	812 691
17	880 504	838 799	873 192
18	946 620	887 831	940 313
19	985 768	930 552	990 275
20	1 025 026	999 893	1 071 717
21	1 072 660	1 064 467	1 121 327
22	1 145 381	1 132 095	1 187 002
23	1 198 201	1 190 612	1 259 465
24	1 264 664	1 252 858	1 329 758
25	1 324 420	1 313 469	1 403 109
26	1 369 433	1 343 816	1 449 464
27	1 408 092	1 374 853	1 516 027
28	1 444 891	1 415 267	1 548 362
29	1 502 991	1 466 061	1 627 380
30	1 589 299	1 523 379	1 701 261
31	1 652 577	1 606 350	1 751 673
32	1 695 811	1 669 766	1 787 348
33	1 749 748	1 729 019	
34	1 797 173	1 791 255	
35	1 857 955	1 866 821	
36	1 907 264	1 912 221	
37	1 956 942	1 972 733	
38	2 016 057	2 038 139	
39	2 099 340	2 093 465	
40	2 146 005	2 163 454	
41	2 197 536	2 200 046	
42	2 271 846	2 243 313	
43	2 307 076	2 330 446	
44	2 371 325	2 373 188	
45	2 435 400	2 400 201	
46	2 497 176	2 428 784	
47	2 567 571	2 456 595	
48	2 625 783	2 493 002	
49	2 682 229	2 509 777	
50	2 723 796	2 536 542	
51	2 771 223	2 567 457	
52	2 863 330	2 647 597	
53	2 863 330	2 647 597	



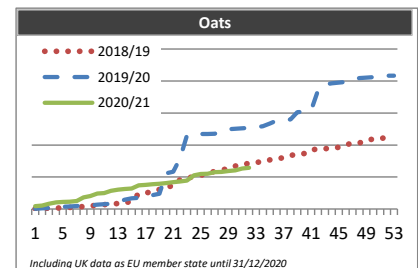
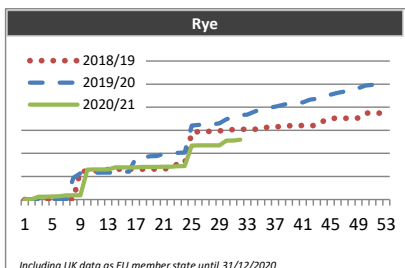
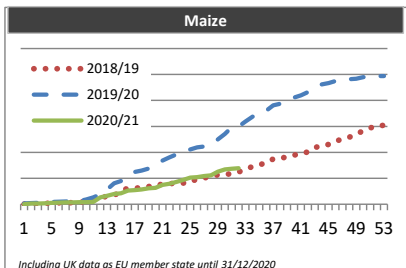
Week 1 to 32 from 01/07/2020 to 07/02/2021

(tonnes)

Maize			
week	2018/19	2019/20	2020/21
1	5 442	-	1 338
2	10 875	46 352	27 536
3	22 167	52 472	30 132
4	33 521	66 400	37 912
5	37 317	86 002	56 341
6	50 506	97 673	60 801
7	53 402	102 782	68 203
8	58 718	111 913	71 563
9	64 580	125 739	78 596
10	135 460	181 768	82 465
11	182 142	262 627	86 507
12	244 408	377 070	267 949
13	305 593	573 257	327 659
14	321 905	804 507	398 603
15	547 141	890 335	417 643
16	604 405	1 078 162	524 491
17	620 014	1 240 987	544 578
18	632 839	1 299 197	567 124
19	687 985	1 377 297	618 196
20	690 370	1 513 237	633 825
21	786 703	1 678 507	748 696
22	793 186	1 804 040	785 453
23	811 143	1 914 718	859 702
24	818 085	2 031 524	939 657
25	838 483	2 112 346	1 027 904
26	984 239	2 190 722	1 044 194
27	1 005 850	2 229 617	1 085 488
28	1 086 360	2 411 901	1 116 559
29	1 129 983	2 492 707	1 252 063
30	1 147 368	2 705 260	1 336 623
31	1 170 649	2 958 117	1 368 302
32	1 246 210	2 995 488	1 388 087
33	1 341 550	3 186 443	
34	1 451 182	3 372 441	
35	1 520 195	3 473 942	
36	1 603 491	3 611 098	
37	1 742 513	3 814 310	
38	1 765 596	3 873 774	
39	1 832 034	3 994 046	
40	1 893 325	4 108 919	
41	1 942 607	4 197 266	
42	2 016 620	4 316 748	
43	2 180 485	4 455 334	
44	2 261 130	4 614 471	
45	2 307 962	4 673 252	
46	2 431 556	4 748 726	
47	2 503 680	4 804 469	
48	2 588 527	4 818 650	
49	2 700 349	4 835 549	
50	2 832 723	4 896 637	
51	2 934 528	4 905 423	
52	3 035 698	4 939 103	
53	3 035 698	4 939 103	

Rye			
week	2018/19	2019/20	2020/21
1	50	-	202
2	116	628	546
3	216	631	6 199
4	283	631	6 306
5	371	671	6 813
6	397	748	6 924
7	467	843	9 063
8	511	47 071	9 214
9	61 283	56 750	9 286
10	61 345	56 869	64 603
11	62 014	57 988	65 212
12	62 081	58 120	65 389
13	65 452	58 160	65 440
14	65 523	58 273	69 657
15	65 748	60 267	69 657
16	65 749	60 267	69 755
17	65 750	90 675	69 806
18	65 777	90 886	70 428
19	65 885	93 835	70 497
20	66 413	94 428	70 549
21	66 536	99 097	70 952
22	67 128	100 744	71 230
23	77 362	101 052	72 191
24	77 482	101 812	72 637
25	145 566	160 351	117 104
26	147 168	161 493	117 222
27	147 168	162 592	117 222
28	148 646	162 593	117 310
29	148 677	165 178	117 407
30	149 019	174 148	127 513
31	151 890	178 443	127 613
32	152 029	182 680	129 648
33	152 135	183 973	
34	152 191	190 035	
35	152 191	195 599	
36	157 496	198 803	
37	157 565	201 312	
38	157 895	204 540	
39	159 802	208 552	
40	160 095	209 550	
41	160 095	210 624	
42	160 095	216 194	
43	160 158	218 445	
44	170 663	223 927	
45	176 033	227 061	
46	176 033	231 338	
47	176 192	233 930	
48	176 232	240 345	
49	176 295	241 682	
50	187 121	246 769	
51	187 167	248 490	
52	187 254	252 487	
53	187 254	252 487	

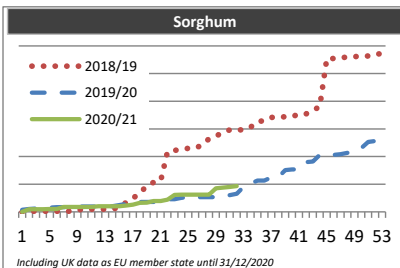
Oats			
week	2018/19	2019/20	2020/21
1	482	-	4 443
2	851	930	5 175
3	1 107	1 418	8 319
4	1 470	3 129	10 274
5	1 850	3 685	10 893
6	2 410	3 968	11 455
7	2 832	4 564	12 539
8	3 747	5 315	18 233
9	4 692	5 865	20 115
10	5 899	6 666	24 001
11	6 762	7 499	24 964
12	7 696	8 192	28 370
13	8 478	10 856	30 245
14	9 206	14 515	31 204
15	12 533	16 797	31 907
16	23 831	17 486	36 852
17	24 798	18 235	37 537
18	27 275	21 508	38 722
19	30 731	23 787	39 482
20	34 927	55 844	40 443
21	35 941	58 386	42 058
22	45 936	79 070	43 067
23	47 783	114 828	44 332
24	51 244	115 819	52 574
25	52 463	117 167	54 624
26	56 082	117 342	54 944
27	58 458	117 534	57 507
28	61 306	120 899	57 885
29	62 464	124 593	59 430
30	67 095	125 256	60 535
31	68 472	126 001	63 297
32	71 802	126 774	64 441
33	73 000	127 889	
34	73 846	129 202	
35	76 647	133 745	
36	78 205	138 019	
37	80 408	138 831	
38	83 668	139 815	
39	85 387	151 303	
40	86 513	152 057	
41	92 708	154 497	
42	93 343	185 388	
43	94 163	194 509	
44	95 455	196 583	
45	96 202	197 590	
46	100 465	198 687	
47	102 501	202 875	
48	103 194	204 762	
49	107 967	205 423	
50	108 937	206 120	
51	110 247	207 210	
52	111 707	208 293	
53	111 707	208 293	



Week 1 to 32 from 01/07/2020 to 07/02/2021

(tonnes)

Sorghum			
week	2018/19	2019/20	2020/21
1	0	-	0
2	21	100	99
3	21	124	99
4	21	150	99
5	21	152	100
6	21	173	101
7	21	173	177
8	22	173	177
9	71	194	177
10	96	197	177
11	96	197	177
12	96	197	202
13	96	199	204
14	96	199	204
15	164	244	204
16	332	285	228
17	500	309	258
18	659	360	329
19	946	360	331
20	1 067	361	388
21	1 113	456	388
22	2 172	456	439
23	2 224	458	613
24	2 249	503	624
25	2 298	529	624
26	2 298	529	624
27	2 419	529	624
28	2 643	530	624
29	2 742	530	851
30	2 862	556	880
31	2 962	608	903
32	2 962	654	931
33	2 962	907	
34	3 060	1 027	
35	3 266	1 127	
36	3 295	1 127	
37	3 418	1 247	
38	3 419	1 247	
39	3 443	1 511	
40	3 443	1 536	
41	3 542	1 536	
42	3 542	1 796	
43	3 665	1 820	
44	3 812	2 059	
45	5 547	2 059	
46	5 548	2 063	
47	5 589	2 088	
48	5 589	2 137	
49	5 614	2 281	
50	5 638	2 306	
51	5 638	2 524	
52	5 712	2 562	
53	5 712	2 562	



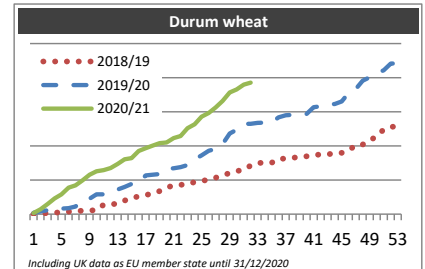
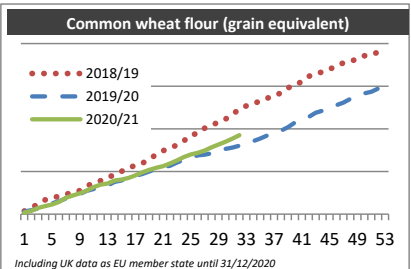
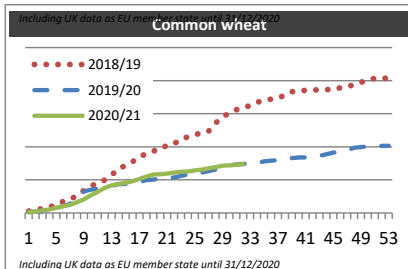
Week 1 to 32 from 01/07/2020 to 07/02/2021

(tonnes)

Common wheat			
week	2018/19	2019/20	2020/21
1	57 273	-	22 112
2	71 580	38 366	43 489
3	144 078	51 421	84 200
4	180 672	102 005	107 266
5	243 244	156 035	159 722
6	347 345	205 759	205 610
7	402 672	281 272	245 448
8	533 814	458 102	325 711
9	685 139	651 685	409 721
10	816 409	701 468	538 149
11	906 928	737 816	640 515
12	996 586	795 418	761 343
13	1 142 409	830 102	832 681
14	1 350 356	871 395	874 911
15	1 429 918	879 681	914 253
16	1 552 922	900 950	962 812
17	1 692 412	930 041	1 028 263
18	1 797 405	994 104	1 098 827
19	1 875 316	1 007 899	1 160 364
20	1 915 418	1 039 529	1 173 175
21	2 052 118	1 052 883	1 189 103
22	2 089 819	1 071 394	1 219 316
23	2 237 756	1 120 454	1 243 621
24	2 301 730	1 160 854	1 255 035
25	2 371 845	1 206 778	1 289 742
26	2 417 811	1 218 655	1 309 965
27	2 472 505	1 264 623	1 352 468
28	2 716 636	1 309 793	1 383 765
29	2 905 160	1 368 246	1 427 563
30	3 013 973	1 434 339	1 443 045
31	3 119 040	1 471 644	1 455 192
32	3 181 631	1 487 151	1 479 180
33	3 248 449	1 492 036	
34	3 350 986	1 504 342	
35	3 392 706	1 558 802	
36	3 442 794	1 578 838	
37	3 486 754	1 593 168	
38	3 556 328	1 623 991	
39	3 667 714	1 654 538	
40	3 689 113	1 677 376	
41	3 706 506	1 682 030	
42	3 713 579	1 711 539	
43	3 725 424	1 726 510	
44	3 728 534	1 774 517	
45	3 743 009	1 826 514	
46	3 780 991	1 857 014	
47	3 822 311	1 894 402	
48	3 872 054	1 974 245	
49	3 952 280	1 990 862	
50	4 016 758	2 006 800	
51	4 067 821	2 017 543	
52	4 072 015	2 030 450	
53	4 072 015	2 030 450	

Common wheat flour (grain equivalent)			
week	2018/19	2019/20	2020/21
1	721	-	364
2	1 547	897	774
3	2 310	1 333	1 454
4	3 334	2 112	1 873
5	3 766	2 555	2 273
6	4 227	3 012	2 867
7	4 628	3 658	3 817
8	5 146	4 310	4 369
9	5 516	4 711	4 854
10	6 661	5 460	5 497
11	7 202	5 861	6 299
12	7 836	6 245	6 892
13	8 601	6 705	7 204
14	9 261	7 573	7 877
15	10 062	7 903	8 130
16	10 583	8 538	8 491
17	11 540	8 994	9 074
18	11 948	9 380	9 754
19	12 775	10 002	10 353
20	14 006	10 523	10 834
21	14 845	11 014	11 233
22	15 497	11 371	11 864
23	16 229	12 095	12 576
24	17 203	12 744	13 385
25	18 568	13 240	14 006
26	18 934	13 774	14 359
27	20 181	13 955	14 890
28	20 842	14 256	15 684
29	21 556	14 818	16 313
30	22 263	15 276	16 948
31	23 449	15 639	17 746
32	24 585	16 052	18 510
33	25 395	16 800	
34	25 865	17 128	
35	26 519	17 743	
36	27 200	18 403	
37	27 742	19 029	
38	28 440	19 572	
39	29 601	20 391	
40	30 165	21 456	
41	31 149	22 116	
42	32 315	22 783	
43	32 982	23 777	
44	33 324	24 277	
45	33 960	25 000	
46	34 861	25 561	
47	35 438	26 138	
48	35 828	27 028	
49	36 357	27 697	
50	37 136	28 300	
51	37 412	28 685	
52	37 991	29 453	
53	37 991	29 453	

Durum wheat			
week	2018/19	2019/20	2020/21
1	1 446	-	15 910
2	10 104	39 879	70 589
3	11 775	58 275	148 727
4	24 458	59 066	228 769
5	24 720	80 934	290 923
6	37 321	88 188	389 351
7	41 971	111 407	421 013
8	51 748	206 396	497 085
9	52 153	226 295	576 827
10	57 900	289 834	628 124
11	136 857	290 047	643 468
12	146 158	339 097	674 436
13	151 054	362 832	736 081
14	200 231	396 823	802 094
15	237 146	441 549	821 648
16	259 183	448 379	924 355
17	280 960	567 226	966 163
18	298 846	578 692	1 003 356
19	337 502	587 680	1 041 146
20	387 810	665 108	1 050 712
21	422 343	670 756	1 114 180
22	428 424	687 537	1 146 252
23	442 282	719 118	1 258 285
24	467 715	805 212	1 318 719
25	481 142	861 414	1 428 851
26	510 910	927 707	1 483 610
27	533 971	954 613	1 562 712
28	569 053	1 027 644	1 657 037
29	602 690	1 183 351	1 784 310
30	631 492	1 236 011	1 828 752
31	646 744	1 322 810	1 899 217
32	712 005	1 324 992	1 927 120
33	749 220	1 339 083	
34	751 963	1 342 266	
35	752 033	1 345 899	
36	810 696	1 417 293	
37	814 522	1 448 181	
38	824 366	1 454 050	
39	841 639	1 459 298	
40	846 383	1 468 894	
41	864 715	1 565 659	
42	876 172	1 579 446	
43	879 668	1 603 442	
44	888 338	1 615 539	
45	898 036	1 650 263	
46	932 727	1 776 149	
47	1 011 821	1 832 535	
48	1 019 007	1 955 741	
49	1 078 687	2 005 500	
50	1 145 123	2 067 201	
51	1 239 682	2 106 620	
52	1 280 738	2 206 867	
53	1 280 738	2 206 867	



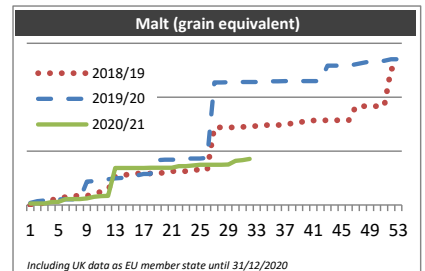
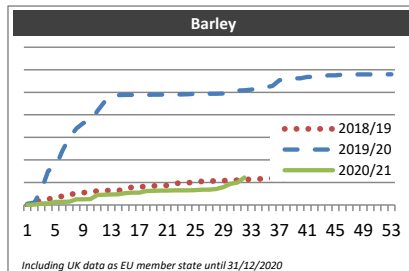
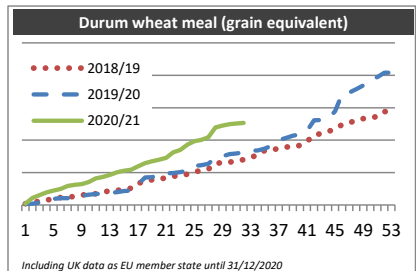
Week 1 to 32 from 01/07/2020 to 07/02/2021

(tonnes)

Durum wheat meal (grain equivalent)			
week	2018/19	2019/20	2020/21
1	19	-	21
2	38	22	108
3	59	36	150
4	79	75	194
5	85	95	223
6	116	106	247
7	124	106	294
8	131	134	312
9	153	144	321
10	168	158	353
11	174	169	410
12	199	178	432
13	220	187	465
14	224	199	502
15	235	214	528
16	258	222	542
17	338	318	597
18	350	424	646
19	388	429	672
20	402	472	697
21	418	488	727
22	444	494	812
23	459	508	847
24	473	526	929
25	510	604	984
26	530	615	1 006
27	552	633	1 042
28	639	732	1 197
29	656	753	1 223
30	660	784	1 245
31	681	794	1 258
32	698	812	1 266
33	735	836	
34	769	843	
35	842	869	
36	849	916	
37	874	1 001	
38	893	1 033	
39	897	1 067	
40	921	1 089	
41	978	1 142	
42	1 081	1 306	
43	1 102	1 311	
44	1 132	1 330	
45	1 174	1 446	
46	1 237	1 716	
47	1 269	1 734	
48	1 300	1 788	
49	1 330	1 844	
50	1 345	1 954	
51	1 363	1 970	
52	1 440	2 040	
53	1 440	2 040	

Barley			
week	2018/19	2019/20	2020/21
1	375	-	15
2	17 964	11 034	1 736
3	18 246	66 804	6 899
4	25 200	151 795	6 902
5	35 175	167 048	13 520
6	38 825	240 193	13 722
7	48 617	298 686	14 445
8	49 090	338 676	24 701
9	54 651	364 018	25 509
10	58 149	370 412	26 468
11	61 968	416 796	44 307
12	63 911	456 839	45 208
13	64 338	484 584	46 951
14	64 413	487 743	47 223
15	71 543	487 929	52 559
16	79 456	488 381	54 429
17	79 505	488 773	54 429
18	83 205	488 774	61 714
19	84 385	489 027	63 015
20	86 493	489 027	64 307
21	86 688	490 205	64 413
22	94 683	490 205	64 592
23	98 480	490 872	64 716
24	98 555	490 936	65 502
25	101 624	493 575	66 521
26	104 663	493 575	68 056
27	106 159	493 631	68 323
28	106 664	493 875	71 624
29	108 135	494 151	78 833
30	109 211	506 260	93 150
31	109 951	507 913	99 846
32	112 846	508 927	122 048
33	113 967	511 932	
34	115 430	518 024	
35	118 256	522 024	
36	118 305	528 225	
37	118 380	554 219	
38	118 419	554 418	
39	121 247	561 890	
40	121 887	562 391	
41	122 463	567 887	
42	123 616	568 130	
43	123 690	571 281	
44	123 769	574 773	
45	123 897	575 048	
46	123 924	578 405	
47	123 953	579 778	
48	125 030	579 808	
49	125 081	579 822	
50	125 156	579 838	
51	125 157	579 841	
52	125 158	579 841	
53	125 158	579 841	

Malt (grain equivalent)			
week	2018/19	2019/20	2020/21
1	0	-	134
2	0	356	135
3	258	412	139
4	467	522	271
5	603	522	285
6	737	522	551
7	837	522	551
8	837	523	553
9	837	2 182	621
10	1 035	2 216	756
11	1 230	2 320	824
12	1 428	2 379	851
13	2 641	2 472	3 437
14	2 774	2 506	3 438
15	2 842	2 598	3 439
16	2 910	2 719	3 439
17	2 910	2 873	3 439
18	2 910	2 874	3 460
19	2 936	4 154	3 460
20	3 003	4 193	3 464
21	3 131	4 190	3 464
22	3 131	4 193	3 599
23	3 132	4 316	3 599
24	3 264	4 316	3 667
25	3 265	4 317	3 733
26	3 265	4 375	3 735
27	7 191	11 375	3 735
28	7 192	11 376	3 735
29	7 192	11 379	3 750
30	7 192	11 379	4 091
31	7 245	11 400	4 150
32	7 299	11 400	4 273
33	7 325	11 400	
34	7 407	11 401	
35	7 408	11 469	
36	7 409	11 469	
37	7 489	11 495	
38	7 570	11 495	
39	7 628	11 497	
40	7 833	11 497	
41	7 833	11 498	
42	7 833	11 498	
43	7 860	12 916	
44	7 861	12 917	
45	7 861	12 917	
46	7 861	12 918	
47	9 146	13 050	
48	9 165	13 184	
49	9 165	13 317	
50	9 168	13 319	
51	9 168	13 386	
52	12 638	13 520	
53	12 638	13 520	



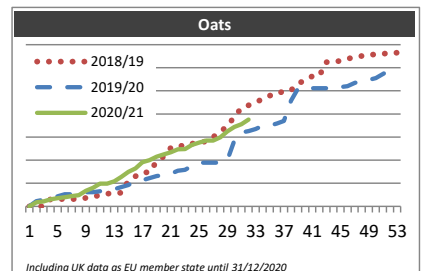
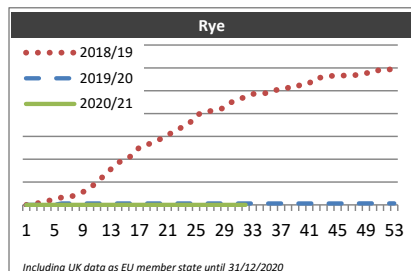
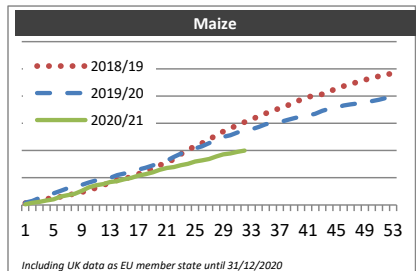
Week 1 to 32 from 01/07/2020 to 07/02/2021

(tonnes)

Maize			
week	2018/19	2019/20	2020/21
1	339 948	-	124 748
2	685 360	761 480	419 378
3	964 977	1 303 277	595 271
4	1 072 417	1 679 964	815 972
5	1 372 439	2 125 219	1 042 931
6	1 510 818	2 624 894	1 560 728
7	1 780 203	3 052 365	1 821 390
8	2 082 617	3 169 044	2 040 073
9	2 345 560	3 696 252	2 599 754
10	2 792 074	4 136 660	3 232 831
11	3 126 443	4 528 276	3 612 176
12	3 618 879	4 793 938	3 828 850
13	4 143 948	4 996 710	4 219 016
14	4 569 734	5 487 614	4 402 195
15	4 855 275	5 763 749	4 726 854
16	5 136 296	6 170 566	4 962 939
17	5 695 886	6 499 193	5 399 844
18	6 119 187	6 842 847	5 666 138
19	6 724 340	7 283 908	6 008 055
20	7 307 046	7 708 630	6 471 370
21	7 765 391	8 142 803	6 789 880
22	8 398 542	8 844 476	6 970 740
23	9 326 226	9 403 412	7 297 746
24	10 052 176	9 873 064	7 565 199
25	10 850 555	10 401 380	7 974 319
26	11 356 572	10 790 656	8 186 143
27	11 876 441	11 365 393	8 430 915
28	12 979 679	11 849 266	8 934 477
29	13 475 648	12 524 361	9 304 236
30	14 045 703	12 789 754	9 474 347
31	14 710 460	13 295 857	9 745 509
32	15 235 082	13 743 508	9 988 863
33	15 681 866	13 902 666	
34	16 316 370	14 347 747	
35	16 839 135	14 826 228	
36	17 328 306	15 008 150	
37	17 752 349	15 214 352	
38	18 211 609	15 616 231	
39	18 909 117	15 952 634	
40	19 323 445	16 223 398	
41	19 853 532	16 449 774	
42	20 126 406	16 732 118	
43	20 357 495	17 293 881	
44	20 840 305	17 667 083	
45	21 420 875	17 893 327	
46	21 837 608	18 286 008	
47	22 159 941	18 491 521	
48	22 629 487	18 664 698	
49	22 970 264	18 893 326	
50	23 339 028	19 067 430	
51	23 645 621	19 344 135	
52	24 058 195	19 652 068	
53	24 058 195	19 652 068	

Rye			
week	2018/19	2019/20	2020/21
1	0	-	0
2	3 565	0	0
3	4 151	0	0
4	8 756	0	2
5	12 239	0	2
6	16 058	2 981	2
7	17 501	2 981	2
8	20 925	2 981	2
9	28 290	2 981	2
10	36 174	2 981	2
11	50 294	2 981	2
12	63 900	2 981	2
13	78 794	2 981	2
14	92 886	2 981	2
15	98 561	2 981	2
16	109 138	2 981	2
17	126 075	3 026	8
18	130 898	3 092	8
19	138 244	3 092	8
20	144 518	3 092	8
21	153 543	3 092	8
22	161 269	3 192	9
23	170 287	3 192	9
24	177 918	3 214	9
25	195 344	3 214	10
26	203 459	3 214	10
27	205 210	3 214	10
28	207 297	3 236	10
29	213 264	3 236	10
30	224 736	3 236	10
31	232 053	3 236	10
32	235 502	3 239	10
33	242 908	3 239	
34	243 752	3 240	
35	244 896	3 240	
36	251 574	3 240	
37	251 856	3 248	
38	256 529	3 248	
39	256 549	3 248	
40	265 717	3 248	
41	266 589	3 248	
42	278 655	3 248	
43	278 655	3 248	
44	282 360	3 248	
45	282 946	3 248	
46	283 030	3 248	
47	283 030	3 248	
48	285 398	3 249	
49	288 814	3 249	
50	288 814	3 249	
51	296 579	3 249	
52	296 579	3 249	
53	296 579	3 249	

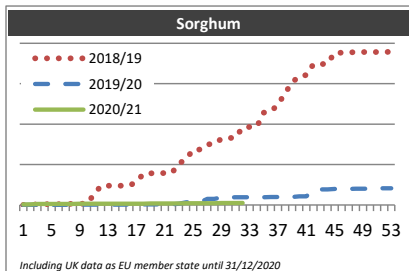
Oats			
week	2018/19	2019/20	2020/21
1	0	-	0
2	0	113	88
3	1	141	110
4	155	188	154
5	155	215	176
6	155	262	198
7	156	262	220
8	159	284	243
9	181	307	337
10	205	307	404
11	246	329	492
12	270	351	492
13	292	374	541
14	292	418	637
15	549	462	744
16	650	545	821
17	734	568	958
18	734	610	1 002
19	975	654	1 073
20	1 079	677	1 125
21	1 263	707	1 169
22	1 263	770	1 237
23	1 353	792	1 242
24	1 354	876	1 330
25	1 398	943	1 379
26	1 398	943	1 423
27	1 498	944	1 423
28	1 619	944	1 497
29	1 736	1 008	1 625
30	1 944	1 424	1 717
31	2 128	1 600	1 778
32	2 187	1 630	1 879
33	2 255	1 674	
34	2 323	1 746	
35	2 396	1 748	
36	2 419	1 792	
37	2 507	1 849	
38	2 512	2 290	
39	2 661	2 557	
40	2 727	2 557	
41	2 816	2 557	
42	2 825	2 557	
43	3 119	2 558	
44	3 127	2 558	
45	3 149	2 582	
46	3 196	2 604	
47	3 226	2 670	
48	3 256	2 715	
49	3 286	2 738	
50	3 286	2 776	
51	3 302	2 864	
52	3 325	2 953	
53	3 325	2 953	

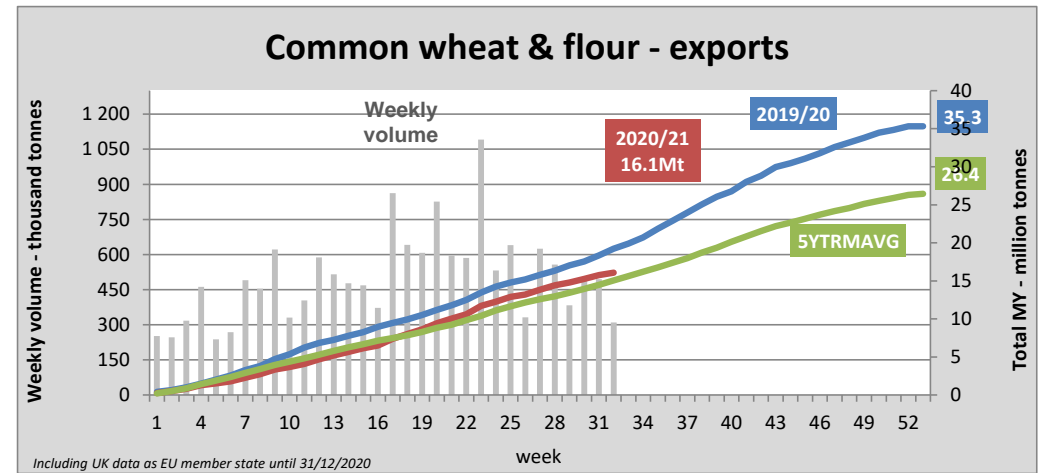
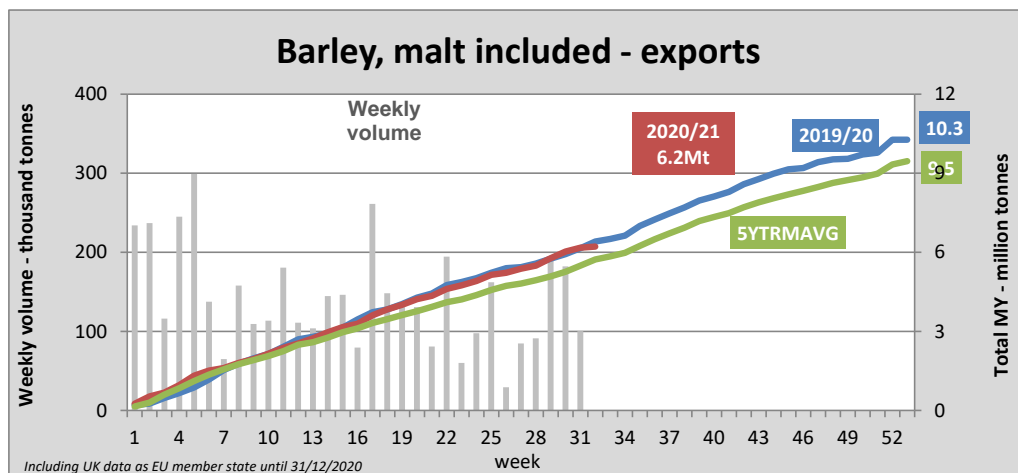
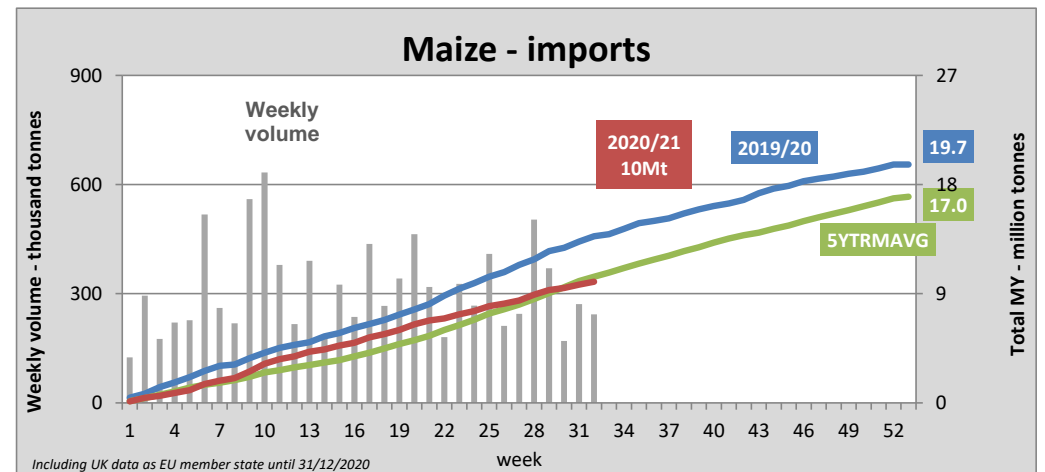
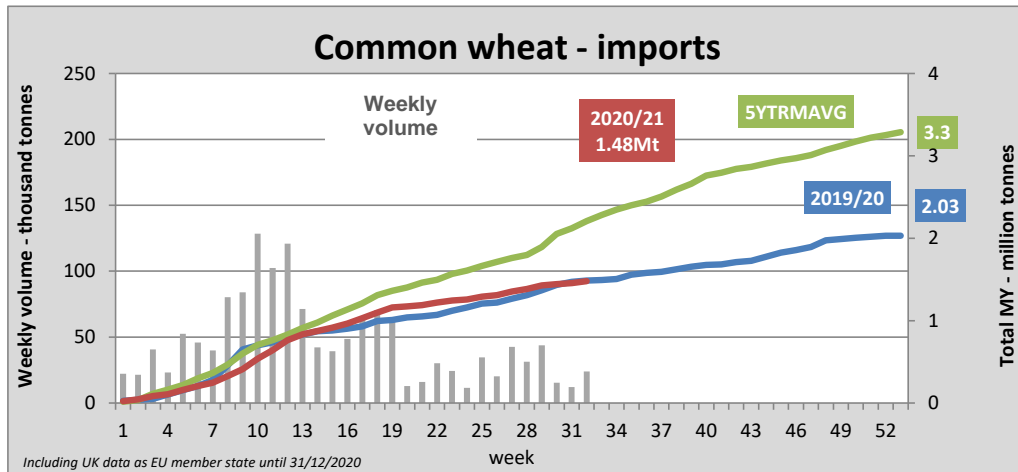


Week 1 to 32 from 01/07/2020 to 07/02/2021

(tonnes)

Sorghum			
week	2018/19	2019/20	2020/21
1	471	-	2 653
2	1 664	472	2 727
3	2 873	583	5 479
4	3 806	789	5 531
5	4 196	852	5 627
6	4 382	945	5 695
7	4 480	1 052	5 697
8	6 269	1 137	5 721
9	6 346	1 244	6 172
10	6 524	1 354	6 174
11	51 675	1 510	6 243
12	94 918	1 780	6 269
13	94 943	1 850	6 364
14	95 403	1 892	6 387
15	95 405	2 109	6 409
16	95 547	2 262	6 539
17	115 770	2 352	6 629
18	154 730	2 379	6 835
19	156 334	2 473	6 966
20	156 589	2 675	7 168
21	157 484	2 941	7 623
22	158 044	3 203	7 789
23	206 385	6 533	7 926
24	225 844	13 531	8 125
25	274 592	13 828	8 282
26	274 641	13 918	8 461
27	300 141	30 270	8 818
28	300 301	30 485	9 200
29	328 284	37 223	9 359
30	331 661	37 489	9 520
31	331 957	37 775	9 652
32	384 203	38 117	9 994
33	386 397	38 317	
34	386 799	38 649	
35	457 053	38 802	
36	462 258	39 086	
37	498 241	39 327	
38	552 372	39 598	
39	606 089	39 732	
40	637 893	42 902	
41	642 970	43 112	
42	696 329	76 240	
43	696 524	76 819	
44	699 187	77 061	
45	752 953	79 554	
46	753 406	79 736	
47	755 438	79 761	
48	755 814	80 094	
49	756 483	80 226	
50	756 598	80 385	
51	756 889	82 471	
52	757 362	82 653	
53	757 362	82 653	





Calendar of Marketing Year weeks

Week	2018/19		2019/20		2020/21	
	Start	End	Start	End	Start	End
1	01/07/2018	08/07/2018	01/07/2019	07/07/2019	01/07/2020	05/07/2020
2	09/07/2018	15/07/2018	08/07/2019	14/07/2019	06/07/2020	12/07/2020
3	16/07/2018	22/07/2018	15/07/2019	21/07/2019	13/07/2020	19/07/2020
4	23/07/2018	29/07/2018	22/07/2019	28/07/2019	20/07/2020	26/07/2020
5	30/07/2018	05/08/2018	29/07/2019	04/08/2019	27/07/2020	02/08/2020
6	06/08/2018	12/08/2018	05/08/2019	11/08/2019	03/08/2020	09/08/2020
7	13/08/2018	19/08/2018	12/08/2019	18/08/2019	10/08/2020	16/08/2020
8	20/08/2018	26/08/2018	19/08/2019	25/08/2019	17/08/2020	23/08/2020
9	27/08/2018	02/09/2018	26/08/2019	01/09/2019	24/08/2020	30/08/2020
10	03/09/2018	09/09/2018	02/09/2019	08/09/2019	31/08/2020	06/09/2020
11	10/09/2018	16/09/2018	09/09/2019	15/09/2019	07/09/2020	13/09/2020
12	17/09/2018	23/09/2018	16/09/2019	22/09/2019	14/09/2020	20/09/2020
13	24/09/2018	30/09/2018	23/09/2019	29/09/2019	21/09/2020	27/09/2020
14	01/10/2018	07/10/2018	30/09/2019	06/10/2019	28/09/2020	04/10/2020
15	08/10/2018	14/10/2018	07/10/2019	13/10/2019	05/10/2020	11/10/2020
16	15/10/2018	21/10/2018	14/10/2019	20/10/2019	12/10/2020	18/10/2020
17	22/10/2018	28/10/2018	21/10/2019	27/10/2019	19/10/2020	25/10/2020
18	29/10/2018	04/11/2018	28/10/2019	03/11/2019	26/10/2020	01/11/2020
19	05/11/2018	11/11/2018	04/11/2019	10/11/2019	02/11/2020	08/11/2020
20	12/11/2018	18/11/2018	11/11/2019	17/11/2019	09/11/2020	15/11/2020
21	19/11/2018	25/11/2018	18/11/2019	24/11/2019	16/11/2020	22/11/2020
22	26/11/2018	02/12/2018	25/11/2019	01/12/2019	23/11/2020	29/11/2020
23	03/12/2018	09/12/2018	02/12/2019	08/12/2019	30/11/2020	06/12/2020
24	10/12/2018	16/12/2018	09/12/2019	15/12/2019	07/12/2020	13/12/2020
25	17/12/2018	23/12/2018	16/12/2019	22/12/2019	14/12/2020	20/12/2020
26	24/12/2018	30/12/2018	23/12/2019	29/12/2019	21/12/2020	27/12/2020
27	31/12/2018	06/01/2019	30/12/2019	05/01/2020	28/12/2020	03/01/2021
28	07/01/2019	13/01/2019	06/01/2020	12/01/2020	04/01/2021	10/01/2021
29	14/01/2019	20/01/2019	13/01/2020	19/01/2020	11/01/2021	17/01/2021
30	21/01/2019	27/01/2019	20/01/2020	26/01/2020	18/01/2021	24/01/2021
31	28/01/2019	03/02/2019	27/01/2020	02/02/2020	25/01/2021	31/01/2021
32	04/02/2019	10/02/2019	03/02/2020	09/02/2020	01/02/2021	07/02/2021
33	11/02/2019	17/02/2019	10/02/2020	16/02/2020	08/02/2021	14/02/2021
34	18/02/2019	24/02/2019	17/02/2020	23/02/2020	15/02/2021	21/02/2021
35	25/02/2019	03/03/2019	24/02/2020	01/03/2020	22/02/2021	28/02/2021
36	04/03/2019	10/03/2019	02/03/2020	08/03/2020	01/03/2021	07/03/2021
37	11/03/2019	17/03/2019	09/03/2020	15/03/2020	08/03/2021	14/03/2021
38	18/03/2019	24/03/2019	16/03/2020	22/03/2020	15/03/2021	21/03/2021
39	25/03/2019	31/03/2019	23/03/2020	29/03/2020	22/03/2021	28/03/2021
40	01/04/2019	07/04/2019	30/03/2020	05/04/2020	29/03/2021	04/04/2021
41	08/04/2019	14/04/2019	06/04/2020	12/04/2020	05/04/2021	11/04/2021
42	15/04/2019	21/04/2019	13/04/2020	19/04/2020	12/04/2021	18/04/2021
43	22/04/2019	28/04/2019	20/04/2020	26/04/2020	19/04/2021	25/04/2021
44	29/04/2019	05/05/2019	27/04/2020	03/05/2020	26/04/2021	02/05/2021
45	06/05/2019	12/05/2019	04/05/2020	10/05/2020	03/05/2021	09/05/2021
46	13/05/2019	19/05/2019	11/05/2020	17/05/2020	10/05/2021	16/05/2021
47	20/05/2019	26/05/2019	18/05/2020	24/05/2020	17/05/2021	23/05/2021
48	27/05/2019	02/06/2019	25/05/2020	31/05/2020	24/05/2021	30/05/2021
49	03/06/2019	09/06/2019	01/06/2020	07/06/2020	31/05/2021	06/06/2021
50	10/06/2019	16/06/2019	08/06/2020	14/06/2020	07/06/2021	13/06/2021
51	17/06/2019	23/06/2019	15/06/2020	21/06/2020	14/06/2021	20/06/2021
52	24/06/2019	30/06/2019	22/06/2020	30/06/2020	21/06/2021	30/06/2021
53						