

## Trade monitoring through customs surveillance data

The TAXUD surveillance system ("customs surveillance") records and centralizes all trade data (import and exports) directly from the national customs authorities on a daily basis. For each transaction, the stored data contain the information available on the Single Administrative Document (SAD), including the volume and origin of the consignment.

As surveillance system does not include intra-trade data, the UK data as EU partner can't be displayed before 1/1/2021. The data as of 1/1/2021 is therefore not comparable with the data until 31/12/2020.

According to Art.55(2) of Commission Implementing Regulation (EU) 2015/2447, the customs authorities shall provide the Commission at least once a week with data on customs declarations for the goods that have been made subject to surveillance at release for free circulation or at export.

The "customs surveillance" data provide actual and prompt information about the trade (import/export) transaction in terms of volume and origin or destination.

In case of a technical issue or another constraint causing delay of the publication, please note that the next upload will be done in the coming days at 12h or 16h.

\* The United Kingdom is no longer a Member State of the European Union, however until the end of the transition period it was still a part of the EU Customs Union. Due to the absence of intra-trade data in the surveillance system, the totals of the EU trade data therefore also include the UK data until 31/12/2020. The data as of 1/1/2021 is therefore not comparable with the data until 31/12/2020.

### Publication of data

This report is published on a weekly basis.

The data are expressed in quantity of the product itself, unless otherwise stated.

Below the specifications of the products included in the report.

Product	CN code
Soyabeans	1201 10 00; 1201 90 00
Rapeseed	1205 10 10; 1205 10 90; 1205 90 00
Sunflowerseed	1206 00 10; 1206 00 91; 1206 00 99
Soyameal	2304 00 00
Rapeseed meal	2306 41 00; 2306 49 00
Sunflowerseed meal	2306 30 00
Soyaoil	1507 10 10; 1507 10 90; 1507 90 10; 1507 90 90
Rapeseed oil	1514 11 10; 1514 11 90; 1514 19 10; 1514 19 90; 1514 91 10; 1514 91 90; 1514 99 10; 1514 99 90
Sunflowerseed oil	1512 11 10; 1512 11 91; 1512 11 99; 1512 19 10; 1512 19 90
Palm oil	1511 10 10; 1511 10 90; 1511 90 11; 15119019; 15119091; 15119099

### Changes in the report

as of 09/07/2018:

- the weekly reference period is from Monday to Sunday (compared to Wednesday to Tuesday previously)
- for 2018/19 marketing year, data for weeks 1 and 2 are aggregated and shown as week 2
- calendar of marketing year weeks is added

## Cumul of week 1 to 32

(tonnes)	EU*		EU + UK		EU + UK	
	01/07/2020 - 07/02/2021		01/07/2019 - 09/02/2020		01/07/2018 - 10/02/2019	
	Export		Export	Import	Export	Import
Soyabeans	147 711	8 947 503	162 211	8 471 199	106 050	9 201 340
Rapeseed	68 267	4 225 278	12 390	4 271 908	44 998	2 838 191
Sunflowerseed	313 211	691 558	262 967	616 164	210 731	314 111
<b>Total seeds</b>	<b>529 189</b>	<b>13 864 339</b>	<b>437 568</b>	<b>13 359 271</b>	<b>361 779</b>	<b>12 353 643</b>
Soyameal	320 360	10 338 239	288 718	11 467 595	296 916	10 890 818
Rapeseed meal	324 955	251 244	269 039	228 814	222 709	344 537
Sunflowerseed meal	273 253	1 575 564	311 852	1 763 303	219 984	1 893 511
<b>Total meals</b>	<b>918 568</b>	<b>12 165 047</b>	<b>869 609</b>	<b>13 459 713</b>	<b>739 610</b>	<b>13 128 867</b>
Soyaoil	417 610	308 302	333 794	312 069	424 525	254 396
Rapeseed oil	241 188	167 770	95 909	190 263	114 325	203 056
Sunflowerseed oil	304 727	1 138 909	286 708	1 294 806	296 271	939 542
Palm oil	51 727	3 463 962	79 213	3 426 286	98 906	4 077 636
<b>Total oils</b>	<b>1 015 252</b>	<b>5 078 944</b>	<b>795 624</b>	<b>5 223 424</b>	<b>934 027</b>	<b>5 474 629</b>
<b>General Total</b>	<b>2 463 009</b>	<b>31 108 330</b>	<b>2 102 801</b>	<b>32 042 407</b>	<b>2 035 416</b>	<b>30 957 139</b>

\* The United Kingdom is no longer a Member State of the European Union, however until the end of the transition period it was still a part of the EU Customs Union. Due to the absence of intra-trade data in the surveillance system, the totals of the EU trade data therefore also include the UK data until 31/12/2020. The data as of 1/1/2021 is therefore not comparable with the data until 31/12/2020.

Week 1 to 32 from 01/07/2020 to 07/02/2021

Summary

Import (tonnes)	Soyabeans	Rapeseed	Sunflower- seed	Soyameal	Rapeseed meal	Sunflower- seed meal	Soyaoil	Rapeseed oil	Sunflower- seed oil	Palm oil
BE	159 990	885 353	3 778	79 001		37 508	618	3 154	11 438	75 157
BG	132	26 959	392 074	5 046			21 148	5 016	9 446	10 732
CZ	286	4 912	5 435	507		6 082	232		3 956	145
DK	1 508	2	561	568 272	5 559	109 826	35 727	12 404	2 361	35 239
DE	1 458 896	795 688	15 632	729 608		107 169	2 881	172	6 481	116 683
EE	20		4 963	1 474	1 926	3 548	153	946	2 561	
IE	10 897		25	152 984					18	5
EL	160 156		2 143	254 738		9 353	4 683	51	3 063	42 294
ES	1 770 222	23	27 874	1 547 057	51 393	152 218	22 046	21	208 861	1 017 509
FR	330 224	930 328	13 869	1 374 897	50 215	291 242	18 356	182	90 524	103 203
HR	5 152	1 944	29	10 905	595	1 431	2 670	1 674	30 703	4 985
IT	1 244 147	1	4 611	986 669	6 998	219 199		173	217 141	894 372
CY	1		65	47 177		13 830	418	57	1 751	201
LV			262	2 565	13 913	26 205	21	21 501	3 133	56
LT	790	200	1 779	27 495	27 866	13 918	16 147	43 244	8 325	48
LU			1							
HU	39 510	1 057	20 946	148		134	4 752		8 518	968
MT							27		704	235
NL	2 560 987	1 056 161	64 716	1 444 932		238 523	18 020	19 890	376 304	979 750
AT	19 160	19 255	4 171	75		246	167	72	9 472	298
PL	11 945	90 561	8 184	1 420 331	18 200	206 218	123 990	49 535	57 481	440
PT	594 624	104 527	60	15 018	3 298	5 634	1	2	14 912	5 186
RO	102 533	54 766	105 388	307 902	45	191	788		9 791	5 845
SI	3 873		576	436 052	2 234	52 004	5 586	4 186	6 910	24
SK	61	10		49		22	102		3 007	17
FI	14 416			9 559	29 812		992	4	1	3
SE	7 322	153	767	99 476	18 303	9 694	15 294	712	1 864	17 812
<b>EU*</b>	<b>8 947 503</b>	<b>4 225 278</b>	<b>691 558</b>	<b>10 338 239</b>	<b>251 244</b>	<b>1 575 564</b>	<b>308 302</b>	<b>167 770</b>	<b>1 138 909</b>	<b>3 463 962</b>

\* The United Kingdom is no longer a Member State of the European Union, however until the end of the transition period it was still a part of the EU Customs Union. Due to the absence of intra-trade data in the surveillance system, the totals of the EU trade data therefore also include the UK data until 31/12/2020. The data as of 1/1/2021 is therefore not comparable with the data until 31/12/2020.

## Top 5 import origins\* - Marketing Year 2020/21 (update of 07/02/2021)

Soyabeans		
Origin	tonnes	share
United States of America	4 241 234	47.4%
Brazil	2 873 078	32.1%
Canada	1 331 980	14.9%
Ukraine	226 579	2.5%
Serbia	97 957	1.1%

Rapeseed		
Origin	tonnes	share
Ukraine	2 179 620	51.6%
Canada	1 618 967	38.3%
Australia	252 704	6.0%
Russia	68 302	1.6%
	52 020	1.2%

Sunflowerseed		
Origin	tonnes	share
Russia	274 184	39.6%
Moldova	165 063	23.9%
Ukraine	120 139	17.4%
Argentina	32 736	4.7%
Serbia	32 726	4.7%

Soyameal		
Origin	tonnes	share
Brazil	4 657 360	45.0%
Argentina	4 077 113	39.4%
Paraguay	444 166	4.3%
United States of America	218 454	2.1%
Russia	196 878	1.9%

Rapeseed meal		
Origin	tonnes	share
Russia	128 683	51.2%
Ukraine	71 361	28.4%
Belarus	37 827	15.1%

Sunflowerseed meal		
Origin	tonnes	share
Ukraine	777 736	49.4%
Russia	513 133	32.6%
Argentina	206 396	13.1%
Serbia	43 315	2.7%
Bosnia and Herzegovina	10 656	0.7%

Sunflowerseed oil		
Origin	tonnes	share
Ukraine	1 016 707	89.3%
Serbia	56 730	5.0%
Moldova	42 545	3.7%
Russia	5 228	0.5%
Argentina	4 085	0.4%

Rapeseed oil		
Origin	tonnes	share
Ukraine	51 814	30.9%
Russia	46 720	27.8%
Belarus	37 760	22.5%
Canada	12 133	7.2%
Serbia	8 059	4.8%

Soyaoil		
Origin	tonnes	share
Ukraine	118 702	38.5%
Norway	50 319	16.3%
Serbia	43 113	14.0%
Russia	42 497	13.8%
Paraguay	38 517	12.5%

Palm oil		
Origin	tonnes	share
Indonesia	1 473 509	42.5%
Malaysia	768 257	22.2%
Guatemala	317 834	9.2%
Papua New Guinea	292 920	8.5%
Honduras	287 878	8.3%

\* The United Kingdom is no longer a Member State of the European Union, however until the end of the transition period it was still a part of the EU Customs Union. Due to the absence of intra-trade data in the surveillance system, the totals of the EU trade data therefore also include the UK data until 31/12/2020. The data as of 1/1/2021 is therefore not comparable with the data until 31/12/2020.

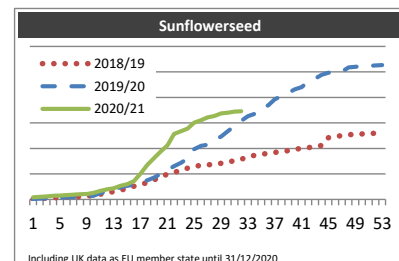
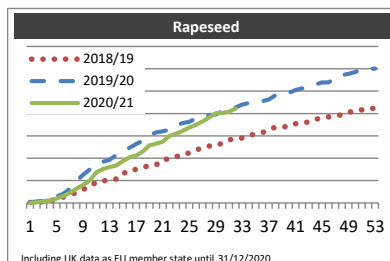
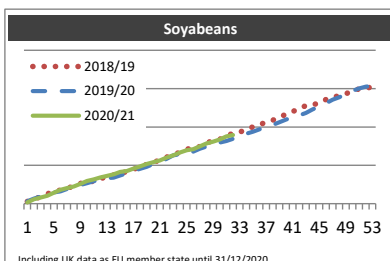
Week 1 to 32 from 01/07/2020 to 07/02/2021

(tonnes)

Soyabeans			
week	2018/19	2019/20	2020/21
1	288 686	-	163 413
2	496 370	659 958	555 679
3	954 325	945 349	809 177
4	1 277 536	1 206 069	1 030 274
5	1 553 667	1 459 821	1 426 359
6	1 768 090	1 599 343	1 791 814
7	1 995 444	1 918 824	2 034 239
8	2 293 160	2 080 718	2 232 605
9	2 650 456	2 430 768	2 589 451
10	2 789 177	2 674 638	2 966 493
11	2 922 870	2 942 766	3 154 608
12	3 286 073	3 069 834	3 416 815
13	3 467 886	3 320 577	3 617 628
14	3 747 995	3 400 305	3 818 966
15	3 956 967	3 684 034	4 143 926
16	4 161 338	3 975 223	4 255 356
17	4 491 345	4 282 801	4 582 801
18	4 780 949	4 542 592	4 857 824
19	5 104 115	4 797 694	5 165 378
20	5 389 195	5 189 253	5 410 237
21	5 684 462	5 493 004	5 635 057
22	6 076 146	5 837 189	6 015 669
23	6 324 586	6 294 083	6 289 151
24	6 732 528	6 439 538	6 662 722
25	7 092 492	6 658 577	6 972 878
26	7 248 596	6 783 824	7 111 530
27	7 445 154	7 153 175	7 483 301
28	7 942 010	7 439 708	7 862 886
29	8 206 863	7 658 398	8 090 792
30	8 408 685	7 983 779	8 364 735
31	8 781 660	8 168 725	8 786 013
32	9 201 340	8 471 199	8 947 503
33	9 320 143	8 849 033	
34	9 680 433	9 127 647	
35	10 024 440	9 378 246	
36	10 341 600	9 699 923	
37	10 591 722	10 039 567	
38	10 867 560	10 260 356	
39	11 281 098	10 609 159	
40	11 653 177	10 964 525	
41	12 039 911	11 270 644	
42	12 327 992	11 522 290	
43	12 796 411	11 816 866	
44	12 901 561	12 285 258	
45	13 135 433	12 699 508	
46	13 594 519	13 101 544	
47	13 863 859	13 556 202	
48	14 078 461	13 862 927	
49	14 322 602	14 302 348	
50	14 676 338	14 712 831	
51	14 960 213	15 013 377	
52	15 138 028	15 251 752	
53	15 138 028	15 363 626	

Rapeseed			
week	2018/19	2019/20	2020/21
1	18 838	-	2 303
2	40 368	65 811	30 315
3	60 127	99 835	87 701
4	78 483	229 803	117 612
5	201 278	282 612	191 335
6	261 191	407 773	310 167
7	360 159	633 499	447 212
8	464 523	985 410	634 354
9	611 298	1 255 929	809 913
10	716 449	1 499 678	1 005 711
11	939 882	1 604 669	1 368 631
12	976 410	1 841 860	1 519 991
13	1 064 211	1 928 508	1 608 774
14	1 072 146	2 136 766	1 675 146
15	1 345 074	2 274 558	1 870 242
16	1 348 983	2 466 434	2 045 397
17	1 521 515	2 632 200	2 115 698
18	1 582 371	2 781 770	2 302 334
19	1 676 158	3 030 217	2 574 765
20	1 701 972	3 161 679	2 653 090
21	1 949 811	3 210 265	2 740 806
22	1 961 332	3 279 623	3 000 168
23	2 081 680	3 482 110	3 101 585
24	2 119 198	3 568 769	3 225 784
25	2 246 491	3 633 475	3 374 715
26	2 383 209	3 775 469	3 495 565
27	2 437 578	3 798 068	3 654 644
28	2 548 077	3 926 802	3 816 659
29	2 554 495	3 959 863	4 020 650
30	2 682 275	4 113 758	4 021 509
31	2 834 863	4 234 166	4 086 598
32	2 838 191	4 271 908	4 225 278
33	2 914 848	4 400 563	
34	3 033 563	4 468 819	
35	3 067 590	4 469 503	
36	3 144 967	4 553 737	
37	3 270 336	4 625 305	
38	3 395 067	4 818 533	
39	3 407 413	4 928 847	
40	3 409 971	4 929 337	
41	3 538 968	5 055 893	
42	3 609 400	5 125 991	
43	3 613 960	5 177 918	
44	3 744 185	5 299 408	
45	3 804 963	5 390 588	
46	3 845 893	5 393 211	
47	3 911 394	5 611 744	
48	3 939 221	5 713 407	
49	4 051 821	5 775 457	
50	4 116 729	5 856 811	
51	4 165 107	5 989 247	
52	4 229 708	5 989 491	
53	4 229 708	6 009 330	

Sunflowerseed			
week	2018/19	2019/20	2020/21
1	2 758	-	16 761
2	4 964	6 041	19 897
3	7 718	7 883	23 107
4	12 749	11 071	27 803
5	14 944	13 808	31 016
6	17 834	16 190	34 177
7	19 393	17 824	37 765
8	21 344	19 907	39 963
9	24 434	22 700	42 104
10	32 943	28 546	50 780
11	40 524	49 237	67 467
12	51 067	61 513	78 060
13	61 014	80 498	88 232
14	72 691	94 303	107 383
15	85 221	107 384	118 575
16	102 853	115 935	143 817
17	118 161	137 734	201 932
18	130 853	150 504	272 025
19	152 497	170 286	323 943
20	175 029	200 706	374 541
21	197 935	231 753	424 042
22	213 160	260 328	513 446
23	224 461	286 195	533 642
24	245 311	319 118	554 492
25	255 466	394 721	601 337
26	269 105	419 523	621 965
27	271 283	429 372	643 038
28	276 437	467 347	653 504
29	283 685	493 675	675 253
30	291 034	534 495	680 673
31	305 168	576 931	688 132
32	314 111	616 164	691 558
33	334 917	651 580	
34	344 800	672 000	
35	354 446	722 603	
36	360 563	736 755	
37	368 190	785 623	
38	377 051	808 103	
39	382 483	835 176	
40	392 120	863 911	
41	401 566	881 232	
42	406 678	926 181	
43	412 749	947 194	
44	423 598	977 467	
45	484 518	993 848	
46	495 085	998 495	
47	499 266	1 003 067	
48	506 539	1 034 701	
49	511 214	1 039 902	
50	513 758	1 043 803	
51	516 424	1 047 663	
52	518 687	1 051 591	
53	518 687	1 053 603	



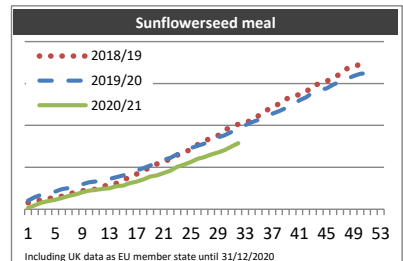
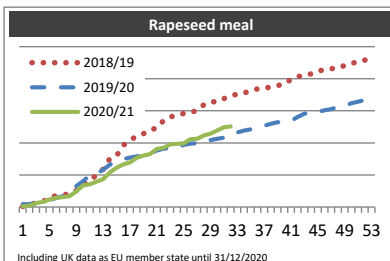
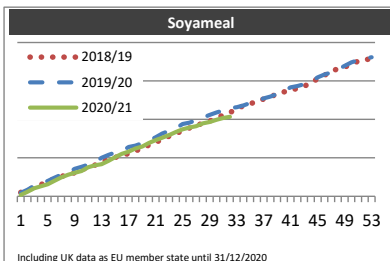
Week 1 to 32 from 01/07/2020 to 07/02/2021

(tonnes)

Soyameal			
week	2018/19	2019/20	2020/21
1	504 142	-	179 541
2	821 299	839 197	576 284
3	1 149 827	1 351 482	1 037 155
4	1 517 914	1 684 541	1 292 249
5	1 962 698	2 002 584	1 571 417
6	2 269 005	2 435 665	2 012 668
7	2 575 340	2 804 042	2 449 018
8	2 842 491	3 050 234	2 810 644
9	3 044 413	3 585 267	3 063 783
10	3 421 528	3 820 136	3 278 057
11	3 799 665	4 119 934	3 775 548
12	4 052 599	4 491 137	4 022 187
13	4 488 230	5 003 314	4 169 928
14	4 767 477	5 370 937	4 606 101
15	5 060 118	5 693 457	5 101 556
16	5 263 371	5 901 914	5 532 918
17	5 589 883	6 407 014	5 820 276
18	5 872 595	6 600 803	6 205 355
19	6 312 641	6 904 609	6 471 050
20	6 647 526	7 257 539	6 948 835
21	7 057 917	7 676 472	7 304 555
22	7 359 418	8 160 393	7 615 207
23	7 823 016	8 516 005	7 971 178
24	8 122 144	8 859 449	8 363 813
25	8 595 203	9 419 981	8 705 953
26	8 885 598	9 567 703	8 943 130
27	9 250 984	9 897 472	9 126 866
28	9 467 987	10 242 214	9 479 090
29	9 771 960	10 570 019	9 679 033
30	10 170 879	10 891 417	9 954 376
31	10 556 992	11 152 137	10 191 469
32	10 890 818	11 467 595	10 338 239
33	11 319 562	11 588 513	
34	11 785 184	11 823 031	
35	12 045 333	12 133 257	
36	12 309 087	12 450 832	
37	12 643 183	12 727 880	
38	12 905 705	12 967 670	
39	13 347 905	13 307 851	
40	13 584 650	13 716 562	
41	13 806 958	14 188 807	
42	14 029 678	14 332 830	
43	14 344 338	14 574 183	
44	14 668 188	14 913 270	
45	15 320 717	15 463 875	
46	15 736 277	15 843 816	
47	16 302 472	16 101 909	
48	16 550 254	16 501 185	
49	16 807 500	16 957 001	
50	17 146 859	17 420 180	
51	17 578 875	17 695 167	
52	17 813 861	17 931 696	
53	17 813 861	18 081 793	

Rapeseed meal			
week	2018/19	2019/20	2020/21
1	1 961	-	2 517
2	6 042	8 988	4 198
3	13 480	12 171	12 303
4	16 157	17 247	15 713
5	31 136	22 264	23 499
6	34 769	28 374	28 772
7	37 288	33 463	31 119
8	41 853	51 416	33 891
9	51 541	65 495	48 922
10	67 106	80 547	67 123
11	82 010	99 319	71 166
12	99 969	104 068	79 202
13	117 851	116 020	86 934
14	151 139	132 223	108 011
15	160 039	142 981	122 229
16	193 073	149 151	133 128
17	207 797	153 946	138 726
18	220 690	157 602	153 843
19	228 308	162 657	160 494
20	241 174	166 354	165 189
21	245 603	176 169	181 101
22	270 067	181 919	184 631
23	281 929	183 507	195 504
24	284 383	186 166	196 660
25	292 277	193 184	198 505
26	294 319	197 518	211 655
27	301 356	199 302	212 980
28	318 885	200 915	222 791
29	327 503	208 460	228 456
30	328 825	212 525	238 662
31	338 243	216 367	248 815
32	344 537	228 814	251 244
33	353 051	232 933	
34	356 057	238 363	
35	361 294	242 516	
36	368 292	246 408	
37	370 193	253 354	
38	374 096	259 666	
39	379 048	264 742	
40	383 207	265 826	
41	398 209	268 878	
42	406 926	281 254	
43	409 845	291 466	
44	415 396	292 264	
45	424 579	296 491	
46	427 889	301 386	
47	430 700	305 170	
48	438 159	312 787	
49	440 402	315 656	
50	446 532	323 502	
51	455 000	328 352	
52	458 139	334 143	
53	458 139	334 706	

Sunflowerseed meal			
week	2018/19	2019/20	2020/21
1	55 379	-	35 885
2	113 942	138 678	94 071
3	156 457	205 783	157 119
4	191 590	289 328	195 625
5	225 366	347 171	227 778
6	253 309	383 784	269 888
7	287 012	423 921	313 975
8	311 969	478 707	351 413
9	375 003	507 084	405 908
10	396 783	547 535	440 182
11	443 165	596 511	462 890
12	459 703	641 178	484 228
13	481 830	662 601	500 761
14	539 115	697 210	548 793
15	597 086	723 278	564 030
16	619 081	765 359	620 310
17	701 769	804 475	658 867
18	758 127	864 733	712 960
19	838 736	919 967	778 785
20	931 113	978 020	804 797
21	985 638	1 045 033	864 725
22	1 080 923	1 127 407	919 857
23	1 134 066	1 180 564	1 009 696
24	1 200 842	1 229 300	1 064 254
25	1 290 463	1 312 298	1 127 748
26	1 348 575	1 407 890	1 201 968
27	1 434 412	1 459 246	1 244 259
28	1 540 366	1 513 869	1 309 574
29	1 622 691	1 564 617	1 355 948
30	1 703 331	1 635 839	1 411 523
31	1 757 606	1 712 545	1 497 427
32	1 893 511	1 763 303	1 575 564
33	1 959 065	1 845 200	
34	2 026 890	1 915 985	
35	2 077 188	2 003 837	
36	2 113 258	2 076 984	
37	2 236 728	2 134 051	
38	2 354 390	2 218 211	
39	2 415 529	2 275 612	
40	2 516 771	2 341 496	
41	2 630 336	2 413 048	
42	2 676 143	2 484 047	
43	2 739 138	2 597 296	
44	2 796 673	2 670 920	
45	2 953 346	2 782 817	
46	2 995 282	2 847 512	
47	3 053 373	2 884 037	
48	3 136 475	2 972 179	
49	3 227 071	3 043 961	
50	3 351 290	3 116 789	
51	3 387 110	3 179 298	
52	3 467 986	3 229 255	
53	3 467 986	3 249 626	



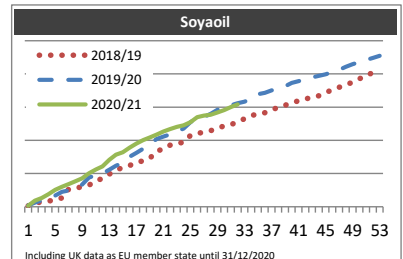
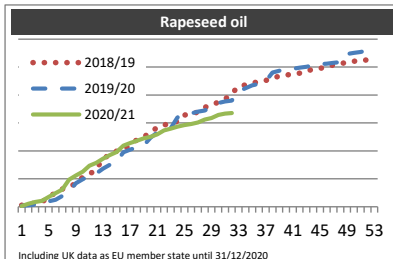
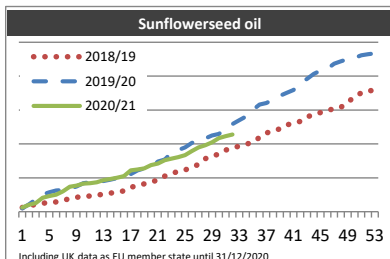
Week 1 to 32 from 01/07/2020 to 07/02/2021

(tonnes)

Sunflowerseed oil			
week	2018/19	2019/20	2020/21
1	61 268	-	61 274
2	91 356	106 583	99 767
3	103 520	178 148	127 510
4	122 488	254 918	206 284
5	137 600	287 404	233 077
6	144 467	312 656	250 043
7	163 831	321 057	300 502
8	195 188	343 200	369 020
9	213 601	370 265	384 067
10	224 443	420 312	412 657
11	232 727	432 280	419 245
12	242 799	448 255	432 727
13	260 136	454 729	467 867
14	273 015	472 311	483 678
15	289 836	494 694	502 637
16	306 651	515 889	525 811
17	360 827	553 957	608 046
18	382 683	610 372	622 687
19	412 383	640 136	639 838
20	443 490	652 087	688 166
21	462 076	740 946	711 439
22	524 633	768 472	758 515
23	554 681	866 554	780 953
24	599 796	909 861	806 057
25	617 582	949 483	833 252
26	654 821	1 013 250	893 646
27	698 240	1 056 259	948 440
28	781 397	1 083 126	982 203
29	824 347	1 123 396	1 025 052
30	845 981	1 146 254	1 084 558
31	908 668	1 220 653	1 115 960
32	939 542	1 294 806	1 138 909
33	967 020	1 348 967	
34	994 224	1 403 927	
35	1 027 530	1 501 435	
36	1 095 079	1 580 030	
37	1 160 972	1 605 252	
38	1 197 598	1 656 906	
39	1 221 964	1 710 581	
40	1 280 555	1 752 245	
41	1 305 084	1 795 294	
42	1 332 379	1 905 176	
43	1 399 895	1 960 609	
44	1 435 222	2 035 397	
45	1 462 834	2 083 766	
46	1 483 659	2 109 487	
47	1 528 278	2 184 055	
48	1 542 289	2 218 574	
49	1 617 704	2 251 857	
50	1 693 407	2 269 837	
51	1 752 397	2 307 210	
52	1 786 269	2 322 723	
53	1 786 269	2 336 016	

Rapeseed oil			
week	2018/19	2019/20	2020/21
1	2 712	-	1 175
2	4 478	2 815	5 573
3	6 644	3 928	8 591
4	9 576	6 523	10 444
5	14 119	9 599	17 557
6	27 270	12 589	24 336
7	31 347	19 294	30 856
8	36 686	27 316	48 618
9	41 081	42 334	55 911
10	53 395	49 283	62 685
11	58 532	55 079	73 567
12	66 233	59 497	78 739
13	87 150	68 341	86 113
14	91 896	74 845	92 598
15	99 474	80 516	98 041
16	103 304	97 591	109 291
17	109 494	102 350	114 035
18	120 262	106 372	117 987
19	125 162	109 618	122 604
20	132 636	123 778	125 079
21	142 192	132 867	129 502
22	146 669	135 764	136 799
23	148 527	140 973	139 954
24	152 826	160 048	143 540
25	164 048	162 335	146 233
26	166 962	166 975	148 025
27	168 949	170 236	151 070
28	177 918	172 314	156 128
29	182 998	178 270	158 931
30	186 831	185 664	164 317
31	192 517	188 504	166 796
32	203 056	190 263	167 770
33	215 252	206 809	
34	218 126	212 045	
35	221 200	217 296	
36	224 259	220 235	
37	225 883	224 978	
38	230 711	240 233	
39	233 732	243 632	
40	235 587	245 436	
41	237 988	246 954	
42	239 206	249 055	
43	243 295	250 693	
44	245 817	253 248	
45	247 582	255 312	
46	251 384	256 168	
47	253 570	257 612	
48	256 650	258 893	
49	257 988	273 386	
50	260 330	275 618	
51	261 944	277 217	
52	262 779	279 710	
53	262 779	280 671	

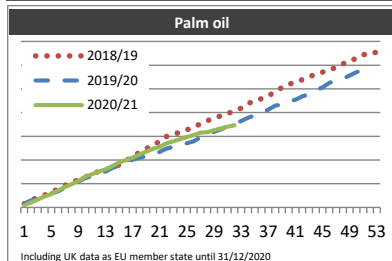
Soyaoil			
week	2018/19	2019/20	2020/21
1	2 957	-	3 111
2	11 314	12 438	18 274
3	14 218	18 797	26 634
4	16 605	26 145	37 837
5	22 326	33 793	50 966
6	26 205	44 952	60 245
7	52 997	49 315	68 555
8	55 605	55 216	77 184
9	60 447	67 053	85 951
10	64 853	88 347	100 913
11	78 523	94 438	112 193
12	85 147	100 355	121 265
13	98 158	111 761	141 735
14	110 439	123 615	156 551
15	118 343	132 448	163 850
16	123 952	150 517	178 161
17	133 681	161 823	190 174
18	138 363	174 485	200 896
19	145 300	188 522	208 610
20	167 841	203 856	217 127
21	173 711	211 628	226 547
22	185 307	217 813	234 162
23	190 640	227 201	240 354
24	194 364	235 011	245 288
25	214 809	254 306	254 456
26	221 305	268 173	269 918
27	223 693	270 342	274 508
28	229 105	280 057	277 255
29	235 142	291 641	284 205
30	243 681	300 868	291 343
31	247 829	305 653	300 766
32	254 396	312 069	308 302
33	265 565	316 324	
34	275 459	325 360	
35	278 259	339 382	
36	283 334	342 777	
37	292 124	350 155	
38	299 226	355 758	
39	306 070	362 894	
40	313 151	373 031	
41	319 181	378 035	
42	324 839	383 802	
43	328 499	389 472	
44	334 761	394 418	
45	343 068	398 828	
46	353 347	405 868	
47	359 422	412 442	
48	367 788	421 783	
49	375 121	429 415	
50	385 846	435 635	
51	392 888	442 046	
52	405 191	448 499	
53	405 191	454 668	



Week 1 to 32 from 01/07/2020 to 07/02/2021

(tonnes)

Palm oil			
week	2018/19	2019/20	2020/21
1	158 347	-	89 490
2	311 837	169 348	214 613
3	412 920	297 777	335 252
4	515 221	382 301	465 888
5	654 143	518 711	567 507
6	773 761	594 933	723 657
7	926 761	673 460	865 940
8	1 050 837	839 400	985 651
9	1 169 640	966 226	1 126 763
10	1 278 421	1 099 648	1 295 501
11	1 417 487	1 231 936	1 408 160
12	1 518 155	1 317 925	1 502 129
13	1 590 879	1 435 806	1 609 575
14	1 685 711	1 515 749	1 740 657
15	1 794 052	1 660 450	1 895 179
16	1 993 277	1 760 337	2 000 630
17	2 107 893	1 889 237	2 105 458
18	2 336 536	2 004 480	2 234 487
19	2 471 546	2 103 801	2 357 067
20	2 656 427	2 149 970	2 471 333
21	2 765 275	2 223 377	2 560 653
22	2 995 604	2 342 139	2 705 400
23	3 065 086	2 481 078	2 794 953
24	3 189 128	2 559 755	2 874 263
25	3 271 617	2 654 942	2 972 060
26	3 388 262	2 710 851	3 055 832
27	3 529 211	2 795 942	3 154 426
28	3 657 864	2 948 885	3 174 476
29	3 766 854	3 096 790	3 259 194
30	3 858 652	3 193 310	3 335 614
31	3 954 772	3 290 107	3 407 079
32	4 077 636	3 426 286	3 463 962
33	4 190 673	3 504 892	
34	4 384 373	3 649 438	
35	4 485 238	3 775 453	
36	4 591 734	3 877 635	
37	4 699 418	4 014 744	
38	4 885 542	4 126 220	
39	5 059 153	4 290 084	
40	5 192 242	4 335 651	
41	5 280 439	4 466 862	
42	5 393 367	4 546 487	
43	5 502 046	4 685 276	
44	5 626 734	4 778 693	
45	5 705 978	4 935 657	
46	5 788 593	5 066 993	
47	5 912 641	5 256 937	
48	6 051 388	5 334 269	
49	6 195 881	5 423 813	
50	6 276 201	5 567 565	
51	6 437 771	5 710 460	
52	6 534 014	5 786 756	
53	6 534 014	5 827 872	





Week 1 to 32 from 01/07/2020 to 07/02/2021

Summary

Export (tonnes)	Soyabeans	Rapeseed	Sunflower- seed	Soyameal	Rapeseed meal	Sunflower- seed meal	Soyaoil	Rapeseed oil	Sunflower- seed oil	Palm oil
BE	5 813	10	132	4 388	5 401	104	22 856	73 436	8 987	1 044
BG	1	1	113 068	9	1 244	160 011		24	103 537	253
CZ		7	18	21		190		449	339	
DK	53	3	149	966	2 759		489	19 022	53	11 202
DE	1 236	2 715	1 221	34 267	20 644	24 127	63 511	77 226	9 149	4 033
EE		2 095			3 711		210	6 703	394	
IE							1	6		
EL			27	30 765	8 952	11 555	1 093	116	396	553
ES	27	536	3 262	8 905		1 893	159 184	1 828	50 378	692
FR	9 001	2 988	23 237	9 572	29 596	8 368	2 257	4 219	32 879	7
HR	66 264	4	12 680	26	228	237	2	507	3 233	405
IT	8 172	3	397	22 625	236	2 217	40 417	560	7 373	4 484
CY									21	
LV			4	6 748	28 979	23		5	3	3
LT	1	55 080	61	52 133	16 524			3 498	36	
LU	1									
HU		271	12 375	64		4 004	98	2 546	19 601	2
MT										
NL	4 231	431	2 151	88 827	1 044	4 812	91 375	36 280	15 361	22 424
AT	1 013	641	5 855	5 768	2 190	1 887	320	422	2 697	42
PL	73	3 244	524	1 911	3 199		193	3 776	1 878	113
PT	68		10	8 655	244	589	35 093		9 165	200
RO	51 752	169	135 514	44 638	138 122	53 237		513	38 156	13
SI		1	1	75			1	122	100	
SK										
FI			2		28 007		2	278		
SE	5	68	2 522		33 875		507	9 653	989	6 258
<b>EU*</b>	<b>147 711</b>	<b>68 267</b>	<b>313 211</b>	<b>320 360</b>	<b>324 955</b>	<b>273 253</b>	<b>417 610</b>	<b>241 188</b>	<b>304 727</b>	<b>51 727</b>

\* The United Kingdom is no longer a Member State of the European Union, however until the end of the transition period it was still a part of the EU Customs Union. Due to the absence of intra-trade data in the surveillance system, the totals of the EU trade data therefore also include the UK data until 31/12/2020. The data as of 1/1/2021 is therefore not comparable with the data until 31/12/2020.

## Top 5 export destinations\* - Marketing Year 2020/21 (update of 07/02/2021)

Soyabeans		
Destination	tonnes	share
Russia	105 464	71.4%
Turkey	13 809	9.3%
Switzerland	9 740	6.6%
Bosnia and Herzegovina	7 480	5.1%
Georgia	4 034	2.7%

Rapeseed		
Destination	tonnes	share
United Kingdom	55 000	80.6%
Norway	5 266	7.7%
Russia	2 843	4.2%
Switzerland	2 016	3.0%
	1 134	1.7%

Sunflowerseed		
Destination	tonnes	share
Turkey	118 750	37.9%
Bangladesh	32 086	10.2%
United States of America	31 999	10.2%
Morocco	31 277	10.0%
Serbia	21 941	7.0%

Soyameal		
Destination	tonnes	share
Switzerland	81 654	25.5%
Uzbekistan	54 172	16.9%
United Kingdom	37 917	11.8%
North Macedonia	21 238	6.6%
Moldova	16 619	5.2%

Rapeseed meal		
Destination	tonnes	share
Norway	112 510	34.6%
Israel	91 505	28.2%
Turkey	42 260	13.0%

Sunflowerseed meal		
Destination	tonnes	share
Turkey	75 880	27.8%
North Macedonia	69 646	25.5%
Israel	36 626	13.4%
Kosovo	27 867	10.2%
Norway	22 730	8.3%

Sunflowerseed oil		
Destination	tonnes	share
North Macedonia	51 105	16.8%
South Africa	39 614	13.0%
Kosovo	25 622	8.4%
India	24 283	8.0%
United States of America	24 119	7.9%

Rapeseed oil		
Destination	tonnes	share
Norway	101 719	42.2%
China	80 312	33.3%
Israel	29 394	12.2%
Switzerland	7 870	3.3%
South Africa	3 524	1.5%

Soyaoil		
Destination	tonnes	share
Morocco	122 878	29.4%
Algeria	91 671	22.0%
South Africa	68 101	16.3%
Tunisia	20 644	4.9%
Korea (Republic of)	15 471	3.7%

Palm oil		
Destination	tonnes	share
Russia	15 022	29.0%
United Kingdom	7 590	14.7%
Uruguay	4 753	9.2%
Switzerland	4 336	8.4%
Serbia	4 168	8.1%

\* The United Kingdom is no longer a Member State of the European Union, however until the end of the transition period it was still a part of the EU Customs Union. Due to the absence of intra-trade data in the surveillance system, the totals of the EU trade data therefore also include the UK data until 31/12/2020. The data as of 1/1/2021 is therefore not comparable with the data until 31/12/2020.

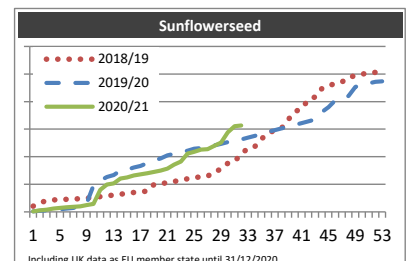
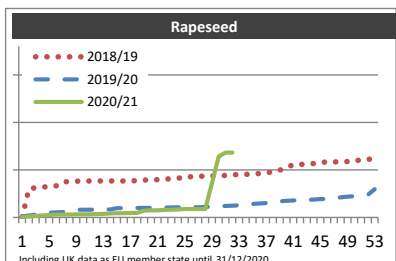
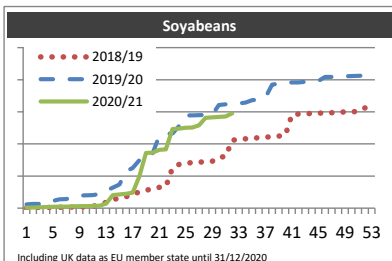
Week 1 to 32 from 01/07/2020 to 07/02/2021

(tonnes)

Soyabeans			
week	2018/19	2019/20	2020/21
1	206	-	730
2	658	6 554	1 194
3	795	6 665	1 430
4	906	6 786	1 671
5	1 071	11 525	2 067
6	1 439	13 880	2 353
7	1 542	13 997	2 567
8	1 645	17 058	2 884
9	1 746	19 528	3 011
10	2 050	19 875	3 117
11	2 925	20 355	3 321
12	5 879	22 139	3 926
13	9 109	27 193	7 270
14	13 440	31 870	20 230
15	15 329	36 878	21 185
16	17 545	57 558	22 221
17	23 384	62 598	23 959
18	24 509	74 512	49 666
19	27 376	84 604	85 897
20	30 779	85 246	86 379
21	32 484	112 132	90 816
22	33 328	115 725	91 482
23	62 678	116 341	123 188
24	68 247	128 104	123 966
25	68 818	144 495	125 395
26	71 637	144 543	125 694
27	71 640	144 853	128 890
28	72 105	145 256	140 805
29	72 986	145 509	141 424
30	79 585	160 782	141 932
31	80 171	161 644	142 820
32	106 050	162 211	147 711
33	106 753	163 088	
34	108 080	164 603	
35	108 833	168 072	
36	109 901	168 937	
37	110 393	172 269	
38	111 603	192 247	
39	112 180	194 063	
40	113 432	194 827	
41	145 756	195 634	
42	146 465	195 902	
43	146 830	196 953	
44	147 502	197 446	
45	147 957	198 096	
46	148 162	204 238	
47	148 642	204 487	
48	148 981	204 949	
49	149 885	205 233	
50	150 166	205 619	
51	150 847	206 131	
52	156 060	206 458	
53	156 060	206 563	

Rapeseed			
week	2018/19	2019/20	2020/21
1	209	-	391
2	30 342	1 955	1 006
3	31 182	3 050	1 661
4	31 941	4 088	2 205
5	32 546	4 859	2 673
6	33 278	5 291	2 984
7	37 558	5 612	3 118
8	37 756	7 781	3 147
9	38 061	7 975	3 228
10	38 173	8 081	3 278
11	38 291	8 127	3 372
12	38 337	8 194	3 439
13	38 387	8 275	3 665
14	38 397	8 392	4 297
15	38 436	9 766	4 372
16	38 476	9 838	4 469
17	38 515	9 966	4 567
18	38 677	9 986	4 928
19	39 265	9 987	7 222
20	39 509	10 008	7 406
21	39 807	10 125	7 483
22	40 103	10 377	7 869
23	40 956	10 455	8 156
24	41 131	10 672	8 437
25	42 702	10 745	8 773
26	42 749	10 745	8 811
27	42 951	10 791	8 834
28	43 623	11 037	8 891
29	43 738	11 435	36 531
30	44 006	11 809	64 150
31	44 193	12 154	68 152
32	44 998	12 390	68 267
33	45 116	12 782	
34	45 346	13 496	
35	45 624	14 161	
36	46 321	14 558	
37	46 491	15 129	
38	48 340	15 478	
39	49 690	16 951	
40	52 119	17 483	
41	55 735	17 851	
42	55 821	18 156	
43	56 145	18 441	
44	56 661	18 843	
45	57 961	19 214	
46	58 340	19 612	
47	58 487	19 829	
48	58 757	21 108	
49	58 948	21 808	
50	59 056	22 300	
51	60 950	23 256	
52	61 321	23 968	
53	61 321	29 703	

Sunflowerseed			
week	2018/19	2019/20	2020/21
1	20 714	-	1 753
2	32 523	3 674	5 401
3	41 014	5 504	8 174
4	43 407	7 832	11 769
5	44 563	9 591	14 547
6	45 528	12 139	16 519
7	46 636	14 028	18 600
8	47 808	20 609	20 193
9	49 757	32 898	24 761
10	52 485	95 658	28 606
11	55 339	113 822	80 139
12	58 525	126 495	99 508
13	61 174	134 074	103 652
14	64 099	149 893	120 793
15	67 152	153 340	124 690
16	70 148	161 101	131 929
17	72 980	166 858	136 505
18	75 532	176 896	140 279
19	99 247	187 005	144 779
20	102 172	194 161	149 764
21	105 688	204 738	157 067
22	110 148	210 492	171 441
23	114 831	216 035	182 207
24	119 825	222 087	211 790
25	125 093	229 413	218 127
26	126 675	231 573	225 905
27	129 212	234 536	227 844
28	146 964	240 928	239 181
29	153 715	246 630	251 731
30	175 831	252 960	288 425
31	182 570	257 912	311 020
32	210 731	262 967	313 211
33	229 596	268 764	
34	236 266	275 391	
35	264 352	281 959	
36	284 679	290 963	
37	296 314	296 237	
38	302 964	302 841	
39	334 610	309 298	
40	363 547	315 162	
41	374 375	321 926	
42	407 423	328 348	
43	416 251	335 110	
44	446 594	362 348	
45	458 485	379 911	
46	464 925	403 501	
47	470 608	409 564	
48	488 190	420 334	
49	493 405	453 515	
50	499 983	459 719	
51	503 101	465 978	
52	505 973	472 088	
53	505 973	473 402	



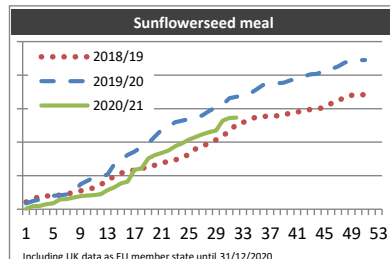
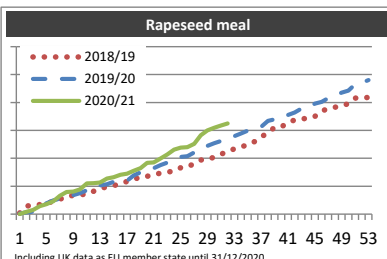
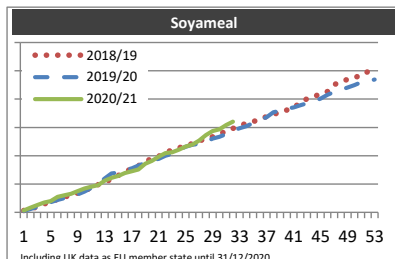
Week 1 to 32 from 01/07/2020 to 07/02/2021

(tonnes)

Soyameal			
week	2018/19	2019/20	2020/21
1	6 461	-	6 588
2	10 446	11 666	16 524
3	20 719	18 790	25 894
4	29 107	27 537	34 125
5	38 910	35 821	40 168
6	45 172	43 982	54 923
7	53 670	50 339	59 881
8	61 011	60 153	65 555
9	67 941	63 302	74 647
10	73 663	73 539	84 143
11	89 211	86 007	90 840
12	97 435	99 546	96 270
13	108 124	119 510	111 757
14	116 220	137 378	121 785
15	130 462	140 209	128 729
16	143 121	150 228	138 875
17	154 181	155 492	145 317
18	164 379	165 111	151 437
19	177 504	173 933	172 064
20	192 251	184 804	182 121
21	198 581	188 597	196 517
22	211 051	199 988	208 913
23	220 526	207 234	212 510
24	228 071	220 953	221 414
25	236 799	231 457	232 251
26	242 716	238 720	239 317
27	251 981	242 038	253 592
28	260 568	249 000	272 806
29	266 634	260 918	287 181
30	275 507	267 016	293 723
31	288 356	276 559	308 497
32	296 916	288 718	320 360
33	305 316	297 501	
34	315 682	304 292	
35	321 080	316 083	
36	328 884	326 061	
37	339 009	336 248	
38	345 429	353 299	
39	354 254	358 900	
40	361 564	366 158	
41	368 186	370 871	
42	390 067	378 866	
43	400 994	385 760	
44	408 951	392 842	
45	419 226	402 304	
46	426 625	414 965	
47	451 053	425 352	
48	461 538	432 997	
49	469 556	441 041	
50	476 776	449 501	
51	483 256	459 396	
52	497 275	463 823	
53	497 275	469 180	

Rapeseed meal			
week	2018/19	2019/20	2020/21
1	3 931	-	416
2	28 615	6 382	7 928
3	32 773	8 516	15 462
4	33 907	26 921	28 928
5	40 175	38 540	35 988
6	44 330	49 175	46 151
7	54 757	55 769	65 723
8	57 077	57 481	79 206
9	68 565	68 220	80 913
10	69 559	75 444	89 058
11	71 367	85 245	110 024
12	81 544	89 529	110 802
13	91 531	103 102	113 551
14	97 466	106 947	127 316
15	102 164	115 503	132 228
16	108 770	116 685	140 919
17	117 543	119 388	145 066
18	123 315	138 353	155 468
19	133 867	149 887	164 336
20	135 376	160 313	183 807
21	142 539	164 893	185 171
22	146 842	175 566	199 330
23	150 399	184 883	214 083
24	154 545	194 288	231 331
25	165 979	204 723	238 413
26	169 063	207 162	240 193
27	181 050	220 978	251 809
28	194 116	230 570	282 929
29	195 845	244 919	300 068
30	204 289	254 081	309 693
31	215 034	262 415	317 510
32	222 709	269 039	324 955
33	234 085	279 778	
34	241 336	288 772	
35	247 670	299 602	
36	259 866	307 340	
37	277 351	312 554	
38	290 632	334 195	
39	310 825	339 681	
40	312 423	343 575	
41	328 464	355 271	
42	337 505	364 106	
43	341 175	378 233	
44	343 806	379 822	
45	350 022	395 731	
46	369 868	402 212	
47	377 932	415 635	
48	383 444	426 287	
49	388 095	435 745	
50	395 905	442 353	
51	415 528	465 359	
52	417 778	470 641	
53	417 778	480 380	

Sunflowerseed meal			
week	2018/19	2019/20	2020/21
1	5 077	-	1 272
2	7 853	8 620	9 284
3	21 446	17 506	10 012
4	29 012	24 339	14 992
5	39 030	28 941	17 595
6	39 637	33 181	29 147
7	40 403	40 242	30 035
8	41 992	41 801	34 717
9	45 114	44 273	38 885
10	50 803	49 033	41 099
11	54 701	74 403	41 847
12	58 637	84 027	44 973
13	63 737	94 603	56 767
14	73 997	99 358	65 493
15	84 541	102 713	77 186
16	98 750	133 409	82 252
17	107 137	147 294	118 173
18	115 005	161 955	121 060
19	116 136	172 140	151 712
20	119 179	185 981	161 265
21	130 494	196 087	168 078
22	131 381	216 756	175 169
23	137 134	237 217	187 485
24	143 476	246 177	196 314
25	145 958	259 761	207 363
26	157 877	264 265	215 463
27	161 214	269 054	223 246
28	180 158	273 000	230 205
29	184 806	279 925	234 337
30	200 305	293 378	264 200
31	206 719	304 374	272 272
32	219 984	311 852	273 253
33	231 201	331 639	
34	253 813	335 014	
35	259 041	341 998	
36	267 081	344 683	
37	276 170	357 384	
38	276 897	371 218	
39	278 067	373 000	
40	278 748	375 237	
41	279 220	377 431	
42	288 282	384 783	
43	290 345	387 664	
44	290 946	396 680	
45	298 279	402 630	
46	299 292	404 002	
47	304 259	416 204	
48	315 858	417 993	
49	322 015	425 479	
50	335 033	437 107	
51	340 163	443 250	
52	341 509	444 552	
53	341 509	444 906	



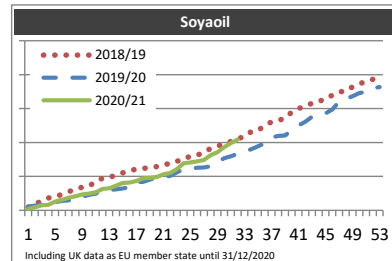
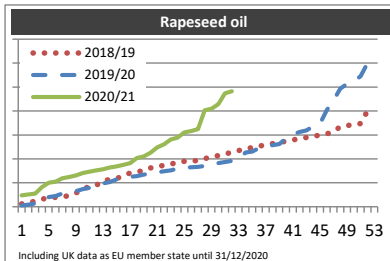
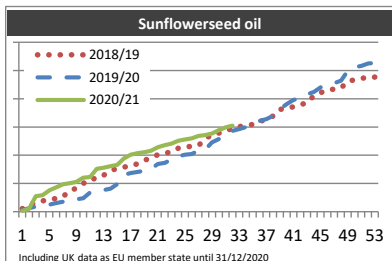
Week 1 to 32 from 01/07/2020 to 07/02/2021

(tonnes)

Sunflowerseed oil			
week	2018/19	2019/20	2020/21
1	10 679	-	3 133
2	22 040	12 462	9 354
3	33 081	17 698	54 568
4	38 311	21 779	58 982
5	42 582	25 141	75 673
6	46 940	30 603	85 981
7	53 496	35 024	96 855
8	74 595	39 646	101 176
9	83 197	43 865	105 963
10	100 807	47 828	120 146
11	105 709	68 332	123 143
12	124 230	72 846	151 860
13	129 003	77 040	155 994
14	144 205	81 317	160 788
15	154 083	98 109	165 758
16	157 869	130 334	188 559
17	161 804	136 769	202 157
18	169 405	140 866	207 152
19	181 224	144 432	210 668
20	190 963	151 972	215 576
21	202 107	168 748	228 519
22	207 048	172 896	235 659
23	211 385	184 970	240 946
24	224 757	196 727	251 050
25	229 371	201 821	256 215
26	231 940	203 820	259 944
27	234 987	216 613	268 122
28	257 148	220 700	271 848
29	273 911	246 042	276 587
30	278 879	257 487	288 669
31	284 022	278 000	298 843
32	296 271	286 708	304 727
33	301 450	292 659	
34	305 591	299 997	
35	309 215	311 135	
36	318 145	321 723	
37	328 722	328 132	
38	338 629	339 694	
39	362 432	363 683	
40	366 165	380 717	
41	371 629	395 536	
42	379 742	402 378	
43	384 772	415 092	
44	410 774	424 115	
45	421 553	440 107	
46	430 253	449 645	
47	434 258	455 122	
48	437 909	463 968	
49	461 715	498 784	
50	466 733	511 620	
51	471 339	516 182	
52	476 725	524 628	
53	476 725	526 582	

Rapeseed oil			
week	2018/19	2019/20	2020/21
1	5 984	-	23 848
2	8 164	4 660	25 773
3	11 635	6 653	27 461
4	15 793	8 953	40 982
5	18 235	19 949	50 314
6	19 789	22 448	52 635
7	21 288	27 710	59 428
8	22 900	30 437	61 994
9	28 233	32 490	65 202
10	38 236	36 946	70 269
11	41 193	39 741	73 102
12	44 753	42 275	75 764
13	54 786	48 644	78 343
14	56 435	51 389	81 790
15	58 288	57 293	84 288
16	65 860	59 989	87 370
17	70 278	62 614	91 250
18	73 161	64 185	101 622
19	75 237	67 053	104 841
20	81 006	69 232	112 924
21	83 872	71 705	123 763
22	86 428	73 901	130 563
23	89 437	76 115	140 526
24	92 164	79 527	144 317
25	95 002	81 796	155 190
26	95 413	82 411	157 864
27	96 691	83 312	162 348
28	100 394	85 393	201 606
29	104 173	88 508	204 686
30	106 994	91 073	214 416
31	109 654	93 431	237 001
32	114 325	95 909	241 188
33	117 422	99 216	
34	119 577	113 114	
35	123 957	115 194	
36	126 552	122 601	
37	129 079	125 620	
38	131 683	128 627	
39	133 954	130 955	
40	136 886	142 869	
41	139 656	150 482	
42	141 836	156 328	
43	144 648	159 352	
44	146 944	168 367	
45	149 785	173 264	
46	151 938	202 131	
47	157 550	222 603	
48	166 831	246 670	
49	169 829	257 018	
50	171 610	262 635	
51	173 993	272 445	
52	199 960	299 659	
53	199 960	300 741	

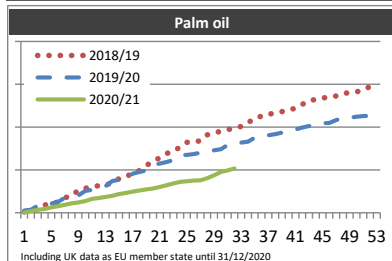
Soyaoil			
week	2018/19	2019/20	2020/21
1	17 599	-	8 643
2	35 647	27 528	18 441
3	55 833	37 418	30 147
4	72 900	45 531	32 525
5	78 943	47 787	52 210
6	94 263	56 395	62 820
7	110 309	57 767	74 155
8	122 225	73 485	83 069
9	136 738	79 580	93 380
10	141 837	91 605	98 324
11	171 736	98 275	106 757
12	189 148	113 664	125 782
13	192 882	120 129	130 706
14	209 204	123 611	145 864
15	221 222	128 785	161 628
16	232 461	136 631	163 581
17	244 002	166 219	173 561
18	246 720	168 250	188 130
19	251 238	180 719	191 406
20	257 906	192 063	196 821
21	272 244	195 968	211 640
22	273 070	203 128	220 282
23	289 839	223 400	243 321
24	296 525	242 254	276 748
25	322 027	245 062	282 047
26	327 035	250 896	288 856
27	338 858	253 142	296 630
28	365 710	260 872	325 049
29	378 129	283 252	341 905
30	392 957	307 349	372 829
31	406 812	318 349	397 182
32	424 525	333 794	417 610
33	432 770	345 749	
34	464 891	360 169	
35	470 148	377 319	
36	501 156	395 287	
37	520 260	429 210	
38	529 638	438 707	
39	542 927	441 488	
40	579 766	474 488	
41	599 623	501 615	
42	618 231	521 977	
43	630 002	551 813	
44	637 698	557 738	
45	667 382	571 919	
46	677 806	594 610	
47	699 493	641 052	
48	702 534	657 868	
49	729 208	673 605	
50	747 344	690 927	
51	758 549	699 761	
52	772 604	720 503	
53	772 604	726 948	



Week 1 to 32 from 01/07/2020 to 07/02/2021

(tonnes)

Palm oil			
week	2018/19	2019/20	2020/21
1	1 019	-	367
2	2 674	2 649	2 017
3	4 093	3 629	3 467
4	9 025	8 590	4 394
5	10 831	9 748	6 343
6	12 680	10 901	7 810
7	17 756	12 853	9 270
8	19 414	17 435	11 090
9	26 684	19 077	12 199
10	28 497	20 335	13 685
11	30 196	25 461	16 111
12	31 773	26 663	17 285
13	32 927	28 319	18 498
14	34 643	31 159	19 767
15	40 061	37 119	21 782
16	41 586	38 488	23 117
17	47 257	40 047	24 796
18	49 098	45 620	25 986
19	54 875	47 703	27 179
20	60 856	49 603	28 379
21	63 951	55 587	30 239
22	69 253	57 471	32 286
23	71 411	59 168	34 317
24	77 058	61 561	36 058
25	82 193	67 142	36 830
26	82 796	67 506	37 551
27	84 066	68 556	37 954
28	90 991	69 988	40 410
29	93 200	71 277	43 867
30	95 199	72 928	47 553
31	96 856	74 131	49 595
32	98 906	79 213	51 727
33	100 699	80 710	
34	106 302	81 842	
35	107 912	82 913	
36	113 433	87 587	
37	114 765	88 622	
38	116 743	90 383	
39	118 104	91 735	
40	120 531	93 440	
41	121 742	95 712	
42	126 666	97 216	
43	131 033	99 388	
44	132 264	101 299	
45	133 960	102 360	
46	134 785	104 383	
47	136 294	105 003	
48	139 181	108 260	
49	140 325	110 702	
50	141 193	111 224	
51	143 094	112 055	
52	147 446	113 002	
53	147 446	113 107	



## Calendar of Marketing Year weeks

Week	2018/19		2019/20		2020/21	
	Start	End	Start	End	Start	End
1	01/07/2018	08/07/2018	01/07/2019	07/07/2019	01/07/2020	05/07/2020
2	09/07/2018	15/07/2018	08/07/2019	14/07/2019	06/07/2020	12/07/2020
3	16/07/2018	22/07/2018	15/07/2019	21/07/2019		19/07/2020
4	23/07/2018	29/07/2018	22/07/2019	28/07/2019	20/07/2020	26/07/2020
5	30/07/2018	05/08/2018	29/07/2019	04/08/2019	27/07/2020	02/08/2020
6	06/08/2018	12/08/2018	05/08/2019	11/08/2019	03/08/2020	09/08/2020
7	13/08/2018	19/08/2018	12/08/2019	18/08/2019	10/08/2020	16/08/2020
8	20/08/2018	26/08/2018	19/08/2019	25/08/2019	17/08/2020	23/08/2020
9	27/08/2018	02/09/2018	26/08/2019	01/09/2019	24/08/2020	30/08/2020
10	03/09/2018	09/09/2018	02/09/2019	08/09/2019	31/08/2020	06/09/2020
11	10/09/2018	16/09/2018	09/09/2019	15/09/2019	07/09/2020	13/09/2020
12	17/09/2018	23/09/2018	16/09/2019	22/09/2019	14/09/2020	20/09/2020
13	24/09/2018	30/09/2018	23/09/2019	29/09/2019	21/09/2020	27/09/2020
14	01/10/2018	07/10/2018	30/09/2019	06/10/2019	28/09/2020	04/10/2020
15	08/10/2018	14/10/2018	07/10/2019	13/10/2019	05/10/2020	11/10/2020
16	15/10/2018	21/10/2018	14/10/2019	20/10/2019	12/10/2020	18/10/2020
17	22/10/2018	28/10/2018	21/10/2019	27/10/2019	19/10/2020	25/10/2020
18	29/10/2018	04/11/2018	28/10/2019	03/11/2019	26/10/2020	01/11/2020
19	05/11/2018	11/11/2018	04/11/2019	10/11/2019	02/11/2020	08/11/2020
20	12/11/2018	18/11/2018	11/11/2019	17/11/2019	09/11/2020	15/11/2020
21	19/11/2018	25/11/2018	18/11/2019	24/11/2019	16/11/2020	22/11/2020
22	26/11/2018	02/12/2018	25/11/2019	01/12/2019	23/11/2020	29/11/2020
23	03/12/2018	09/12/2018	02/12/2019	08/12/2019	30/11/2020	06/12/2020
24	10/12/2018	16/12/2018	09/12/2019	15/12/2019	07/12/2020	13/12/2020
25	17/12/2018	23/12/2018	16/12/2019	22/12/2019	14/12/2020	20/12/2020
26	24/12/2018	30/12/2018	23/12/2019	29/12/2019	21/12/2020	27/12/2020
27	31/12/2018	06/01/2019	30/12/2019	05/01/2020	28/12/2020	03/01/2021
28	07/01/2019	13/01/2019	06/01/2020	12/01/2020	04/01/2021	10/01/2021
29	14/01/2019	20/01/2019	13/01/2020	19/01/2020	11/01/2021	17/01/2021
30	21/01/2019	27/01/2019	20/01/2020	26/01/2020	18/01/2021	24/01/2021
31	28/01/2019	03/02/2019	27/01/2020	02/02/2020	25/01/2021	31/01/2021
32	04/02/2019	10/02/2019	03/02/2020	09/02/2020	01/02/2021	07/02/2021
33	11/02/2019	17/02/2019	10/02/2020	16/02/2020	08/02/2021	14/02/2021
34	18/02/2019	24/02/2019	17/02/2020	23/02/2020	15/02/2021	21/02/2021
35	25/02/2019	03/03/2019	24/02/2020	01/03/2020	22/02/2021	28/02/2021
36	04/03/2019	10/03/2019	02/03/2020	08/03/2020	01/03/2021	07/03/2021
37	11/03/2019	17/03/2019	09/03/2020	15/03/2020	08/03/2021	14/03/2021
38	18/03/2019	24/03/2019	16/03/2020	22/03/2020	15/03/2021	21/03/2021
39	25/03/2019	31/03/2019	23/03/2020	29/03/2020	22/03/2021	28/03/2021
40	01/04/2019	07/04/2019	30/03/2020	05/04/2020	29/03/2021	04/04/2021
41	08/04/2019	14/04/2019	06/04/2020	12/04/2020	05/04/2021	11/04/2021
42	15/04/2019	21/04/2019	13/04/2020	19/04/2020	12/04/2021	18/04/2021
43	22/04/2019	28/04/2019	20/04/2020	26/04/2020	19/04/2021	25/04/2021
44	29/04/2019	05/05/2019	27/04/2020	03/05/2020	26/04/2021	02/05/2021
45	06/05/2019	12/05/2019	04/05/2020	10/05/2020	03/05/2021	09/05/2021
46	13/05/2019	19/05/2019	11/05/2020	17/05/2020	10/05/2021	16/05/2021
47	20/05/2019	26/05/2019	18/05/2020	24/05/2020	17/05/2021	23/05/2021
48	27/05/2019	02/06/2019	25/05/2020	31/05/2020	24/05/2021	30/05/2021
49	03/06/2019	09/06/2019	01/06/2020	07/06/2020	31/05/2021	06/06/2021
50	10/06/2019	16/06/2019	08/06/2020	14/06/2020	07/06/2021	13/06/2021
51	17/06/2019	23/06/2019	15/06/2020	21/06/2020	14/06/2021	20/06/2021
52	24/06/2019	30/06/2019	22/06/2020	28/06/2020	21/06/2021	27/06/2021
53			29/06/2020	30/06/2020	28/06/2021	30/06/2021