

Trade monitoring through customs surveillance data

The TAXUD surveillance system ("customs surveillance") records and centralizes all trade data (import and exports) directly from the national customs authorities on a daily basis. For each transaction, the stored data contain the information available on the Single Administrative Document (SAD), including the volume and origin of the consignment.

As surveillance system does not include intra-trade data, the UK data as EU partner can't be displayed before 1/1/2021. The data as of 1/1/2021 is therefore not comparable with the data until 31/12/2020.

According to Art.55(2) of Commission Implementing Regulation (EU) 2015/2447, the customs authorities shall provide the Commission at least once a week with data on customs declarations for the goods that have been made subject to surveillance at release for free circulation or at export.

The "customs surveillance" data provide actual and prompt information about the trade (import/export) transaction in terms of volume and origin or destination.

In case of a technical issue or another constraint causing delay of the publication, please note that the next upload will be done in the coming days at 12h or 16h.

* The United Kingdom is no longer a Member State of the European Union, however until the end of the transition period it was still a part of the EU Customs Union. Due to the absence of intra-trade data in the surveillance system, the totals of the EU trade data therefore also include the UK data until 31/12/2020. The data as of 1/1/2021 is therefore not comparable with the data until 31/12/2020.

Publication of data

This report is published on a weekly basis.

The data are expressed in quantity of the product itself, unless otherwise stated.

Below the specifications of the products included in the report.

Product	CN code
Soyabeans	1201 10 00; 1201 90 00
Rapeseed	1205 10 10; 1205 10 90; 1205 90 00
Sunflowerseed	1206 00 10; 1206 00 91; 1206 00 99
Soyameal	2304 00 00
Rapeseed meal	2306 41 00; 2306 49 00
Sunflowerseed meal	2306 30 00
Soyaoil	1507 10 10; 1507 10 90; 1507 90 10; 1507 90 90
Rapeseed oil	1514 11 10; 1514 11 90; 1514 19 10; 1514 19 90; 1514 91 10; 1514 91 90; 1514 99 10; 1514 99 90
Sunflowerseed oil	1512 11 10; 1512 11 91; 1512 11 99; 1512 19 10; 1512 19 90
Palm oil	1511 10 10; 1511 10 90; 1511 90 11; 15119019; 15119091; 15119099

Changes in the report

as of 09/07/2018:

- the weekly reference period is from Monday to Sunday (compared to Wednesday to Tuesday previously)
- for 2018/19 marketing year, data for weeks 1 and 2 are aggregated and shown as week 2
- calendar of marketing year weeks is added

Cumul of week 1 to 38

	EU*		EU + UK		EU + UK	
	01/07/2020 - 21/03/2021		01/07/2019 - 22/03/2020		01/07/2018 - 24/03/2019	
	<i>Export</i>		<i>Export</i>	<i>Import</i>	<i>Export</i>	<i>Import</i>
(tonnes)						
Soyabeans	153 653	10 516 941	192 223	10 260 356	111 603	10 867 560
Rapeseed	75 560	4 872 288	15 478	4 818 533	48 340	3 395 067
Sunflowerseed	443 606	726 552	302 839	808 103	302 964	377 051
Total seeds	672 819	16 115 780	510 540	15 886 991	462 907	14 639 677
Soyameal	395 682	12 334 958	353 299	12 967 670	345 429	12 905 705
Rapeseed meal	422 828	293 548	334 220	259 666	290 632	374 096
Sunflowerseed meal	360 405	1 895 825	371 218	2 218 211	276 897	2 354 390
Total meals	1 178 915	14 524 330	1 058 737	15 445 547	912 958	15 634 191
Soyaoil	544 738	352 073	438 702	355 758	529 638	299 226
Rapeseed oil	367 253	184 351	128 627	240 233	131 683	230 711
Sunflowerseed oil	380 099	1 300 457	371 102	1 656 906	338 629	1 197 598
Palm oil	71 428	3 968 835	90 383	4 126 230	116 743	4 885 542
Total oils	1 363 518	5 805 717	1 028 814	6 379 127	1 116 693	6 613 077
General Total	3 215 252	36 445 828	2 598 091	37 711 665	2 492 558	36 886 945

* The United Kingdom is no longer a Member State of the European Union, however until the end of the transition period it was still a part of the EU Customs Union. Due to the absence of intra-trade data in the surveillance system, the totals of the EU trade data therefore also include the UK data until 31/12/2020. The data as of 1/1/2021 is therefore not comparable with the data until 31/12/2020.

Week 1 to 38 from 01/07/2020 to 21/03/2021

Summary

Import (tonnes)	Soyabeans	Rapeseed	Sunflower- seed	Soyameal	Rapeseed meal	Sunflower- seed meal	Soyaoil	Rapeseed oil	Sunflower- seed oil	Palm oil
BE	187 676	1 063 752	4 606	118 265		49 622	618	5 483	13 842	82 845
BG	132	26 959	395 582	5 588		3 287	24 219	5 021	9 803	11 502
CZ	461	7 092	6 180	665		6 496	232	1	4 542	145
DK	2 245	30 002	823	741 757	5 559	141 496	43 112	12 808	2 682	37 510
DE	1 728 571	860 632	18 137	908 538		143 306	4 165	247	10 766	154 419
EE	20		5 534	1 936	2 233	4 689	153	1 262	2 689	
IE	10 897		32	167 984				17	28	66
EL	178 551		2 864	318 814		9 353	5 734	78	3 187	49 297
ES	2 150 673	44	33 384	1 870 804	51 393	166 059	28 053	26	245 959	1 156 311
FR	376 475	1 083 204	14 927	1 674 630	66 691	360 376	18 490	219	100 071	144 152
HR	5 314	1 944	32	11 490	595	1 753	3 066	2 193	36 457	5 852
IT	1 492 941	1	5 861	1 156 918	7 809	270 196	2	223	238 712	1 012 353
CY	2		66	72 860		13 830	484	57	1 884	201
LV			303	2 774	16 681	32 070	21	21 501	3 552	56
LT	878	200	2 091	40 512	32 659	19 628	17 095	47 640	9 756	48
LU			1							
HU	42 742	1 182	21 653	169		159	5 747		9 949	1 037
MT							27		732	285
NL	2 992 701	1 238 793	69 275	1 632 486		266 793	18 735	22 018	430 478	1 128 072
AT	20 285	19 255	5 211	97		611	329	289	10 498	300
PL	12 378	93 137	9 618	1 756 663	19 252	255 995	143 061	51 614	61 571	456
PT	730 593	134 923	80	15 018	3 298	5 634	1	3	25 915	6 063
RO	104 487	54 868	115 160	373 746	45	191	895		11 502	6 181
SI	4 031		576	513 773	2 258	59 049	6 654	4 527	9 676	24
SK	62	10	52	49		22	177		3 876	17
FI	14 454			16 554	42 471	1 500	1 002	64	1	4
SE	9 720	2 912	855	116 568	21 719	12 339	16 516	4 286	2 146	18 887
EU*	10 516 941	4 872 288	726 552	12 334 958	293 548	1 895 825	352 073	184 351	1 300 457	3 968 835

* The United Kingdom is no longer a Member State of the European Union, however until the end of the transition period it was still a part of the EU Customs Union. Due to the absence of intra-trade data in the surveillance system, the totals of the EU trade data therefore also include the UK data until 31/12/2020. The data as of 1/1/2021 is therefore not comparable with the data until 31/12/2020.

Top 5 import origins* - Marketing Year 2020/21 (update of 21/03/2021)

Soyabeans		
Origin	tonnes	share
United States of America	5 204 746	49.5%
Brazil	3 300 236	31.4%
Canada	1 404 027	13.4%
Ukraine	291 575	2.8%
Serbia	110 107	1.0%

Rapeseed		
Origin	tonnes	share
Ukraine	2 182 547	44.8%
Canada	1 721 469	35.3%
Australia	788 408	16.2%
Russia	68 558	1.4%
	53 844	1.1%

Sunflowerseed		
Origin	tonnes	share
Russia	274 268	37.7%
Moldova	172 741	23.8%
Ukraine	122 485	16.9%
Argentina	39 148	5.4%
China	33 108	4.6%

Soyameal		
Origin	tonnes	share
Brazil	5 402 608	43.8%
Argentina	4 849 030	39.3%
Paraguay	511 746	4.1%
United States of America	360 010	2.9%
India	313 269	2.5%

Rapeseed meal		
Origin	tonnes	share
Russia	155 845	53.1%
Ukraine	73 132	24.9%
Belarus	45 945	15.7%
United Kingdom	10 425	3.6%

Sunflowerseed meal		
Origin	tonnes	share
Ukraine	954 418	50.3%
Russia	641 914	33.9%
Argentina	213 452	11.3%
Serbia	48 166	2.5%
Bosnia and Herzegovina	13 221	0.7%

Sunflowerseed oil		
Origin	tonnes	share
Ukraine	1 161 353	89.3%
Serbia	67 548	5.2%
Moldova	46 055	3.5%
Russia	6 084	0.5%
Argentina	4 474	0.3%

Rapeseed oil		
Origin	tonnes	share
Ukraine	52 147	28.3%
Russia	49 951	27.1%
Belarus	41 213	22.4%
United Kingdom	14 739	8.0%
Canada	12 133	6.6%

Soyaoil		
Origin	tonnes	share
Ukraine	136 500	38.8%
Norway	53 943	15.3%
Serbia	52 493	14.9%
Russia	47 853	13.6%
Paraguay	44 557	12.7%

Palm oil		
Origin	tonnes	share
Indonesia	1 684 848	42.5%
Malaysia	896 302	22.6%
Guatemala	380 229	9.6%
Papua New Guinea	341 406	8.6%
Honduras	311 593	7.9%

* The United Kingdom is no longer a Member State of the European Union, however until the end of the transition period it was still a part of the EU Customs Union. Due to the absence of intra-trade data in the surveillance system, the totals of the EU trade data therefore also include the UK data until 31/12/2020. The data as of 1/1/2021 is therefore not comparable with the data until 31/12/2020.

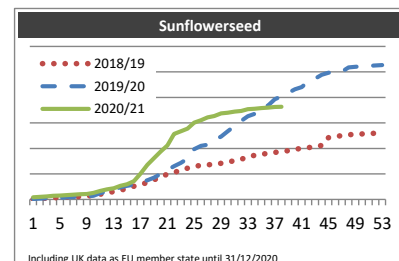
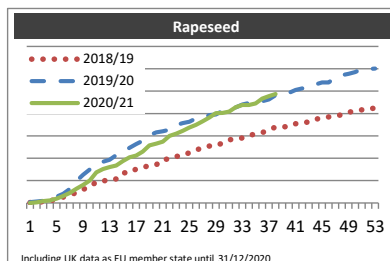
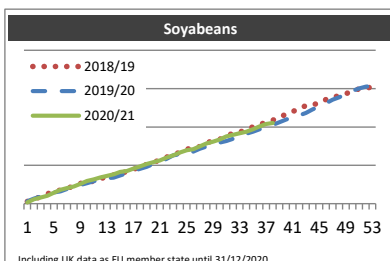
Week 1 to 38 from 01/07/2020 to 21/03/2021

(tonnes)

Soyabeans			
week	2018/19	2019/20	2020/21
1	288 686	-	163 413
2	496 370	659 958	555 679
3	954 325	945 349	809 177
4	1 277 536	1 206 069	1 030 274
5	1 553 667	1 459 821	1 426 359
6	1 768 090	1 599 343	1 791 814
7	1 995 444	1 918 824	2 034 239
8	2 293 160	2 080 718	2 232 605
9	2 650 456	2 430 768	2 589 451
10	2 789 177	2 674 638	2 966 493
11	2 922 870	2 942 766	3 154 608
12	3 286 073	3 069 834	3 416 815
13	3 467 886	3 320 577	3 617 628
14	3 747 995	3 400 305	3 818 966
15	3 956 967	3 684 034	4 143 926
16	4 161 338	3 975 223	4 255 356
17	4 491 345	4 282 801	4 582 801
18	4 780 949	4 542 592	4 857 824
19	5 104 115	4 797 694	5 165 378
20	5 389 195	5 189 253	5 410 237
21	5 684 462	5 493 004	5 635 057
22	6 076 146	5 837 189	6 015 486
23	6 324 586	6 294 083	6 288 968
24	6 732 528	6 439 538	6 662 539
25	7 092 492	6 658 577	6 972 695
26	7 248 596	6 783 824	7 111 347
27	7 445 154	7 153 175	7 482 849
28	7 942 010	7 439 708	7 862 461
29	8 206 863	7 658 398	8 090 329
30	8 408 685	7 983 779	8 364 326
31	8 781 660	8 168 725	8 785 479
32	9 201 340	8 471 199	8 979 233
33	9 320 143	8 849 033	9 188 009
34	9 680 433	9 127 647	9 390 536
35	10 024 440	9 378 246	9 688 574
36	10 341 600	9 699 923	10 068 590
37	10 591 722	10 039 567	10 402 247
38	10 867 560	10 260 356	10 516 941
39	11 281 098	10 609 159	
40	11 653 177	10 964 525	
41	12 039 911	11 270 644	
42	12 327 992	11 522 290	
43	12 796 411	11 816 866	
44	12 901 561	12 285 258	
45	13 135 433	12 699 508	
46	13 594 519	13 101 544	
47	13 863 859	13 556 202	
48	14 078 461	13 862 927	
49	14 322 602	14 302 348	
50	14 676 338	14 712 831	
51	14 960 213	15 013 377	
52	15 138 028	15 251 752	
53	15 138 028	15 363 626	

Rapeseed			
week	2018/19	2019/20	2020/21
1	18 838	-	2 303
2	40 368	65 811	30 315
3	60 127	99 835	87 701
4	78 483	229 803	117 612
5	201 278	282 612	191 335
6	261 191	407 773	310 167
7	360 159	633 499	447 212
8	464 523	985 410	634 354
9	611 298	1 255 929	809 913
10	716 449	1 499 678	1 005 711
11	939 882	1 604 669	1 368 631
12	976 410	1 841 860	1 519 991
13	1 064 211	1 928 508	1 608 774
14	1 072 146	2 136 766	1 675 146
15	1 345 074	2 274 558	1 870 242
16	1 348 983	2 466 434	2 045 397
17	1 521 515	2 632 200	2 115 698
18	1 582 371	2 781 770	2 302 334
19	1 676 158	3 030 217	2 574 765
20	1 701 972	3 161 679	2 653 090
21	1 949 811	3 210 265	2 740 806
22	1 961 332	3 279 623	3 000 168
23	2 081 680	3 482 110	3 101 585
24	2 119 198	3 568 769	3 225 784
25	2 246 491	3 633 475	3 374 715
26	2 383 209	3 775 469	3 495 565
27	2 437 578	3 798 068	3 654 644
28	2 548 077	3 926 802	3 816 507
29	2 554 495	3 959 863	4 020 498
30	2 682 275	4 113 758	4 021 357
31	2 834 863	4 234 166	4 086 446
32	2 838 191	4 271 908	4 278 142
33	2 914 848	4 400 563	4 385 430
34	3 033 563	4 468 819	4 386 144
35	3 067 590	4 469 503	4 450 488
36	3 144 967	4 553 737	4 665 768
37	3 270 336	4 625 305	4 780 772
38	3 395 067	4 818 533	4 872 288
39	3 407 413	4 928 847	
40	3 409 971	4 929 337	
41	3 538 968	5 055 893	
42	3 609 400	5 125 991	
43	3 613 960	5 177 918	
44	3 744 185	5 299 408	
45	3 804 963	5 390 588	
46	3 845 893	5 393 211	
47	3 911 394	5 611 744	
48	3 939 221	5 713 407	
49	4 051 821	5 775 457	
50	4 116 729	5 856 811	
51	4 165 107	5 989 247	
52	4 229 708	5 989 491	
53	4 229 708	6 009 330	

Sunflowerseed			
week	2018/19	2019/20	2020/21
1	2 758	-	16 761
2	4 964	6 041	19 897
3	7 718	7 883	23 107
4	12 749	11 071	27 803
5	14 944	13 808	31 016
6	17 834	16 190	34 177
7	19 393	17 824	37 765
8	21 344	19 907	39 963
9	24 434	22 700	42 104
10	32 943	28 546	50 780
11	40 524	49 237	67 467
12	51 067	61 513	78 060
13	61 014	80 498	88 232
14	72 691	94 303	107 383
15	85 221	107 384	118 575
16	102 853	115 935	143 817
17	118 161	137 734	201 932
18	130 853	150 504	272 025
19	152 497	170 286	323 943
20	175 029	200 706	374 541
21	197 935	231 753	424 042
22	213 160	260 328	513 446
23	224 461	286 195	533 642
24	245 311	319 118	554 492
25	255 466	394 721	601 337
26	269 105	419 523	621 965
27	271 283	429 372	643 038
28	276 437	467 347	653 504
29	283 685	493 675	675 253
30	291 034	534 495	680 849
31	305 168	576 931	688 789
32	314 111	616 164	693 681
33	334 917	651 580	707 010
34	344 800	672 000	710 698
35	354 446	722 603	716 200
36	360 563	736 755	720 132
37	368 190	785 623	724 625
38	377 051	808 103	726 552
39	382 483	835 176	
40	392 120	863 911	
41	401 566	881 232	
42	406 678	926 181	
43	412 749	947 194	
44	423 598	977 467	
45	484 518	993 848	
46	495 085	998 495	
47	499 266	1 003 067	
48	506 539	1 034 701	
49	511 214	1 039 902	
50	513 758	1 043 803	
51	516 424	1 047 663	
52	518 687	1 051 591	
53	518 687	1 053 603	



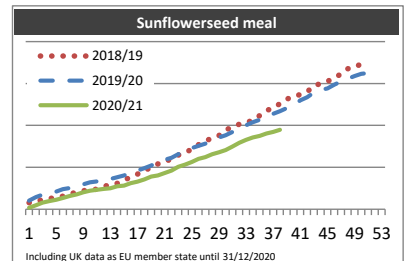
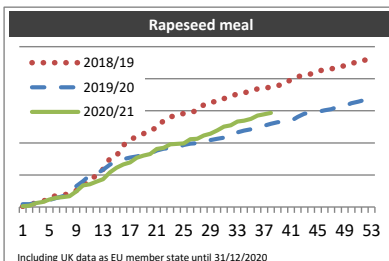
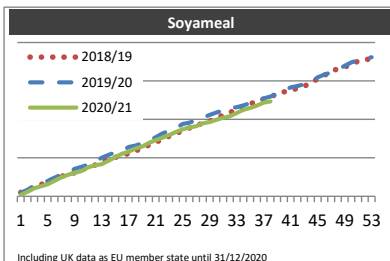
Week 1 to 38 from 01/07/2020 to 21/03/2021

(tonnes)

Soyameal			
week	2018/19	2019/20	2020/21
1	504 142	-	179 541
2	821 299	839 197	576 284
3	1 149 827	1 351 482	1 037 155
4	1 517 914	1 684 541	1 292 249
5	1 962 698	2 002 584	1 571 417
6	2 269 005	2 435 665	2 012 668
7	2 575 340	2 804 042	2 449 018
8	2 842 491	3 050 234	2 810 644
9	3 044 413	3 585 267	3 063 783
10	3 421 528	3 820 136	3 278 057
11	3 799 665	4 119 934	3 775 548
12	4 052 599	4 491 137	4 022 187
13	4 488 230	5 003 314	4 169 928
14	4 767 477	5 370 937	4 606 101
15	5 060 118	5 693 457	5 101 556
16	5 263 371	5 901 914	5 532 918
17	5 589 883	6 407 014	5 820 277
18	5 872 595	6 600 803	6 205 392
19	6 312 641	6 904 609	6 471 086
20	6 647 526	7 257 539	6 948 872
21	7 057 917	7 676 472	7 304 592
22	7 359 418	8 160 393	7 615 244
23	7 823 016	8 516 005	7 971 214
24	8 122 144	8 859 449	8 363 850
25	8 595 203	9 419 981	8 705 990
26	8 885 598	9 567 703	8 943 167
27	9 250 984	9 897 472	9 126 903
28	9 467 987	10 242 214	9 479 142
29	9 771 960	10 570 019	9 679 095
30	10 170 879	10 891 417	9 954 432
31	10 556 992	11 152 137	10 196 724
32	10 890 818	11 467 595	10 404 224
33	11 319 562	11 588 513	10 836 166
34	11 785 184	11 823 031	11 255 667
35	12 045 333	12 133 257	11 490 167
36	12 309 087	12 450 832	11 791 470
37	12 643 183	12 727 880	12 195 172
38	12 905 705	12 967 670	12 334 958
39	13 347 905	13 307 851	
40	13 584 650	13 716 562	
41	13 806 958	14 188 807	
42	14 029 678	14 332 830	
43	14 344 338	14 574 183	
44	14 668 188	14 913 270	
45	15 320 717	15 463 875	
46	15 736 277	15 843 816	
47	16 302 472	16 101 909	
48	16 550 254	16 501 185	
49	16 807 500	16 957 001	
50	17 146 859	17 420 183	
51	17 578 875	17 695 170	
52	17 813 861	17 931 700	
53	17 813 861	18 081 796	

Rapeseed meal			
week	2018/19	2019/20	2020/21
1	1 961	-	2 517
2	6 042	8 988	4 198
3	13 480	12 171	12 303
4	16 157	17 247	15 713
5	31 136	22 264	23 499
6	34 769	28 374	28 772
7	37 288	33 463	31 119
8	41 853	51 416	33 891
9	51 541	65 495	48 922
10	67 106	80 547	67 123
11	82 010	99 319	71 166
12	99 969	104 068	79 202
13	117 851	116 020	86 934
14	151 139	132 223	108 011
15	160 039	142 981	122 229
16	193 073	149 151	133 128
17	207 797	153 946	138 726
18	220 690	157 602	153 843
19	228 308	162 657	160 494
20	241 174	166 354	165 189
21	245 603	176 169	181 101
22	270 067	181 919	184 631
23	281 929	183 507	195 504
24	284 383	186 166	196 660
25	292 277	193 184	198 505
26	294 319	197 518	211 655
27	301 356	199 302	212 980
28	318 885	200 915	222 791
29	327 503	208 460	228 456
30	328 825	212 525	238 662
31	338 243	216 367	250 529
32	344 537	228 814	254 669
33	353 051	232 933	266 320
34	356 057	238 363	269 328
35	361 294	242 516	274 821
36	368 292	246 408	285 274
37	370 193	253 354	289 373
38	374 096	259 666	293 548
39	379 048	264 742	
40	383 207	265 826	
41	398 209	268 878	
42	406 926	281 254	
43	409 845	291 466	
44	415 396	292 264	
45	424 579	296 491	
46	427 889	301 386	
47	430 700	305 170	
48	438 159	312 787	
49	440 402	315 656	
50	446 532	323 502	
51	455 000	328 352	
52	458 139	334 143	
53	458 139	334 706	

Sunflowerseed meal			
week	2018/19	2019/20	2020/21
1	55 379	-	35 885
2	113 942	138 678	94 071
3	156 457	205 783	157 119
4	191 590	289 328	195 625
5	225 366	347 171	227 778
6	253 309	383 784	269 888
7	287 012	423 921	313 975
8	311 969	478 707	351 413
9	375 003	507 084	405 908
10	396 783	547 535	440 182
11	443 165	596 511	462 890
12	459 703	641 178	484 228
13	481 830	662 601	500 761
14	539 115	697 210	548 793
15	597 086	723 278	564 030
16	619 081	765 359	620 310
17	701 769	804 475	658 867
18	758 127	864 733	712 960
19	838 736	919 967	778 785
20	931 113	978 020	804 797
21	985 638	1 045 033	864 725
22	1 080 923	1 127 407	919 857
23	1 134 066	1 180 564	1 009 696
24	1 200 842	1 229 300	1 064 254
25	1 290 463	1 312 298	1 127 748
26	1 348 575	1 407 890	1 201 968
27	1 434 412	1 459 246	1 245 759
28	1 540 366	1 513 869	1 311 074
29	1 622 691	1 564 617	1 357 448
30	1 703 331	1 635 839	1 413 023
31	1 757 606	1 712 545	1 498 927
32	1 893 511	1 763 303	1 585 343
33	1 959 065	1 845 200	1 655 225
34	2 026 890	1 915 985	1 710 501
35	2 077 188	2 003 837	1 749 858
36	2 113 258	2 076 984	1 809 558
37	2 236 728	2 134 051	1 846 937
38	2 354 390	2 218 211	1 895 825
39	2 415 529	2 275 612	
40	2 516 771	2 341 496	
41	2 630 336	2 413 048	
42	2 676 143	2 484 047	
43	2 739 138	2 597 296	
44	2 796 673	2 670 920	
45	2 953 346	2 782 817	
46	2 995 282	2 847 512	
47	3 053 373	2 884 037	
48	3 136 475	2 972 179	
49	3 227 071	3 043 961	
50	3 351 290	3 116 789	
51	3 387 110	3 179 298	
52	3 467 986	3 229 255	
53	3 467 986	3 249 626	



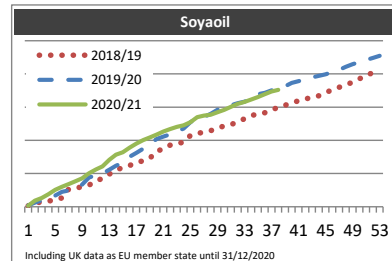
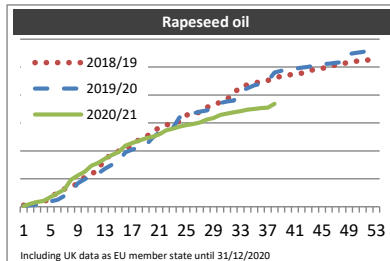
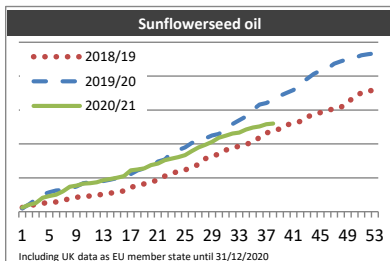
Week 1 to 38 from 01/07/2020 to 21/03/2021

(tonnes)

Sunflowerseed oil			
week	2018/19	2019/20	2020/21
1	61 268	-	61 274
2	91 356	106 583	99 767
3	103 520	178 148	127 510
4	122 488	254 918	206 284
5	137 600	287 404	233 077
6	144 467	312 656	250 043
7	163 831	321 057	300 502
8	195 188	343 200	369 020
9	213 601	370 265	384 067
10	224 443	420 312	412 657
11	232 727	432 280	419 245
12	242 799	448 255	432 727
13	260 136	454 729	467 867
14	273 015	472 311	483 678
15	289 836	494 694	502 637
16	306 651	515 889	525 811
17	360 827	553 957	608 046
18	382 683	610 372	622 687
19	412 383	640 136	639 838
20	443 490	652 087	688 166
21	462 076	740 946	711 439
22	524 633	768 472	758 515
23	554 681	866 554	780 953
24	599 796	909 861	806 057
25	617 582	949 483	833 252
26	654 821	1 013 250	893 646
27	698 240	1 056 259	949 839
28	781 397	1 083 126	987 368
29	824 347	1 123 396	1 031 090
30	845 981	1 146 254	1 090 890
31	908 668	1 220 653	1 122 538
32	939 542	1 294 806	1 153 899
33	967 020	1 348 967	1 166 397
34	994 224	1 403 927	1 211 388
35	1 027 530	1 501 435	1 241 442
36	1 095 079	1 580 030	1 258 311
37	1 160 972	1 605 252	1 289 351
38	1 197 598	1 656 906	1 300 457
39	1 221 964	1 710 581	
40	1 280 555	1 752 245	
41	1 305 084	1 795 294	
42	1 332 379	1 905 176	
43	1 399 895	1 960 609	
44	1 435 222	2 035 397	
45	1 462 834	2 083 766	
46	1 483 659	2 109 487	
47	1 528 278	2 184 055	
48	1 542 289	2 218 574	
49	1 617 704	2 251 857	
50	1 693 407	2 269 837	
51	1 752 397	2 307 210	
52	1 786 269	2 322 723	
53	1 786 269	2 336 016	

Rapeseed oil			
week	2018/19	2019/20	2020/21
1	2 712	-	1 175
2	4 478	2 815	5 573
3	6 644	3 928	8 591
4	9 576	6 523	10 444
5	14 119	9 599	17 557
6	27 270	12 589	24 336
7	31 347	19 294	30 856
8	36 686	27 316	48 618
9	41 081	42 334	55 911
10	53 395	49 283	62 685
11	58 532	55 079	73 567
12	66 233	59 497	78 739
13	87 150	68 341	86 113
14	91 896	74 845	92 598
15	99 474	80 516	98 040
16	103 304	97 591	109 291
17	109 494	102 350	114 035
18	120 262	106 372	117 987
19	125 162	109 618	122 604
20	132 636	123 778	125 079
21	142 192	132 867	129 502
22	146 669	135 764	136 799
23	148 527	140 973	139 954
24	152 826	160 048	143 540
25	164 048	162 335	146 233
26	166 962	166 975	148 024
27	168 949	170 236	151 070
28	177 918	172 314	156 128
29	182 998	178 270	158 931
30	186 831	185 664	164 317
31	192 517	188 504	166 798
32	203 056	190 263	169 009
33	215 252	206 809	171 175
34	218 126	212 045	173 999
35	221 200	217 296	175 078
36	224 259	220 235	176 496
37	225 883	224 978	177 552
38	230 711	240 233	184 351
39	233 732	243 632	
40	235 587	245 436	
41	237 988	246 954	
42	239 206	249 055	
43	243 295	250 693	
44	245 817	253 248	
45	247 582	255 312	
46	251 384	256 168	
47	253 570	257 612	
48	256 650	258 893	
49	257 988	273 386	
50	260 330	275 618	
51	261 944	277 217	
52	262 779	279 710	
53	262 779	280 671	

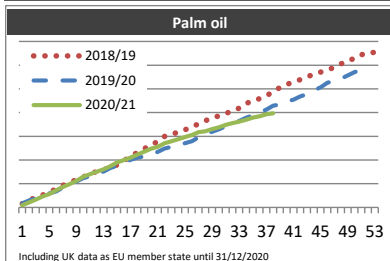
Soyaoil			
week	2018/19	2019/20	2020/21
1	2 957	-	3 111
2	11 314	12 438	18 274
3	14 218	18 797	26 634
4	16 605	26 145	37 837
5	22 326	33 793	50 966
6	26 205	44 952	60 245
7	52 997	49 315	68 555
8	55 605	55 216	77 184
9	60 447	67 053	85 951
10	64 853	88 347	100 913
11	78 523	94 438	112 193
12	85 147	100 355	121 265
13	98 158	111 761	141 735
14	110 439	123 615	156 551
15	118 343	132 448	163 850
16	123 952	150 517	178 161
17	133 681	161 823	190 174
18	138 363	174 485	200 896
19	145 300	188 522	208 610
20	167 841	203 856	217 127
21	173 711	211 628	226 547
22	185 307	217 813	234 162
23	190 640	227 201	240 354
24	194 364	235 011	245 288
25	214 809	254 306	254 456
26	221 305	268 173	269 918
27	223 693	270 342	274 508
28	229 105	280 057	277 475
29	235 142	291 641	284 626
30	243 681	300 868	291 844
31	247 829	305 653	301 267
32	254 396	312 069	309 543
33	265 565	316 324	315 911
34	275 459	325 360	322 833
35	278 259	339 382	330 191
36	283 334	342 777	338 938
37	292 124	350 155	347 265
38	299 226	355 758	352 073
39	306 070	362 894	
40	313 151	373 031	
41	319 181	378 035	
42	324 839	383 802	
43	328 499	389 472	
44	334 761	394 418	
45	343 068	398 828	
46	353 347	405 868	
47	359 422	412 442	
48	367 788	421 783	
49	375 121	429 415	
50	385 846	435 635	
51	392 888	442 046	
52	405 191	448 499	
53	405 191	454 668	



Week 1 to 38 from 01/07/2020 to 21/03/2021

(tonnes)

Palm oil			
week	2018/19	2019/20	2020/21
1	158 347	-	89 490
2	311 837	169 348	214 613
3	412 920	297 777	335 252
4	515 221	382 301	465 888
5	654 143	518 719	567 507
6	773 761	594 942	723 657
7	926 761	673 468	865 940
8	1 050 837	839 409	985 651
9	1 169 640	966 235	1 126 763
10	1 278 421	1 099 656	1 295 365
11	1 417 487	1 231 944	1 408 024
12	1 518 155	1 317 933	1 501 993
13	1 590 879	1 435 815	1 609 439
14	1 685 711	1 515 758	1 740 521
15	1 794 052	1 660 458	1 895 043
16	1 993 277	1 760 345	2 000 494
17	2 107 893	1 889 245	2 105 322
18	2 336 536	2 004 488	2 234 351
19	2 471 546	2 103 809	2 356 931
20	2 656 427	2 149 979	2 471 197
21	2 765 275	2 223 385	2 560 527
22	2 995 604	2 342 147	2 704 261
23	3 065 086	2 481 087	2 793 814
24	3 189 128	2 559 763	2 873 125
25	3 271 617	2 654 946	2 970 922
26	3 388 262	2 710 855	3 054 693
27	3 529 211	2 795 946	3 170 413
28	3 657 864	2 948 890	3 213 138
29	3 766 854	3 096 800	3 304 987
30	3 858 652	3 193 320	3 380 847
31	3 954 772	3 290 117	3 477 816
32	4 077 636	3 426 296	3 555 944
33	4 190 673	3 504 902	3 622 709
34	4 384 373	3 649 448	3 691 862
35	4 485 238	3 775 463	3 787 918
36	4 591 734	3 877 645	3 842 407
37	4 699 418	4 014 754	3 929 160
38	4 885 542	4 126 230	3 968 835
39	5 059 153	4 290 094	
40	5 192 229	4 335 661	
41	5 280 427	4 466 872	
42	5 393 354	4 546 497	
43	5 502 033	4 685 286	
44	5 626 721	4 778 703	
45	5 705 966	4 935 667	
46	5 788 580	5 067 003	
47	5 912 629	5 256 940	
48	6 051 375	5 334 272	
49	6 195 869	5 423 816	
50	6 276 189	5 567 568	
51	6 437 758	5 710 463	
52	6 534 001	5 786 759	
53	6 534 001	5 827 875	



Week 1 to 38 from 01/07/2020 to 21/03/2021

Summary

Export (tonnes)	Soyabeans	Rapeseed	Sunflower- seed	Soyameal	Rapeseed meal	Sunflower- seed meal	Soyaoil	Rapeseed oil	Sunflower- seed oil	Palm oil
BE	6 777	12	160	5 873	8 354	104	31 513	103 483	12 012	1 268
BG	1	1	158 943	9	1 525	218 052		28	131 607	349
CZ	16	7	18	21		215		558	1 274	
DK	87	3	197	1 094	2 831		614	23 780	61	15 066
DE	1 537	3 520	1 490	47 082	29 998	28 412	64 479	111 596	11 603	5 671
EE		2 095			3 711		371	8 939	493	
IE		3 000					1	7		
EL			32	36 847	8 976	11 576	1 139	313	878	693
ES	27	579	4 557	8 968		1 893	220 070	2 355	60 712	854
FR	11 171	3 394	29 893	13 122	49 303	9 335	11 778	4 602	47 391	8
HR	66 264	4	12 691	26	228	237	2	588	4 152	514
IT	8 241	4	819	24 467	263	2 436	41 610	778	9 084	4 995
CY									21	
LV		2 700	13	6 748	36 420	23		5	4	3
LT	1	55 080	66	55 450	23 406			3 537	38	
LU	1									
HU		271	13 698	64		4 009	270	2 989	23 053	6
MT										
NL	4 250	449	2 360	124 483	1 044	7 012	120 686	84 993	20 652	33 155
AT	1 548	906	8 419	6 854	2 997	2 195	394	796	3 346	42
PL	76	3 264	823	2 013	3 401		206	5 148	1 970	137
PT	68		11	14 056	301	656	50 945		10 523	207
RO	53 581	169	206 719	48 406	173 586	74 251		554	39 762	20
SI		1	2	100			1	163	113	
SK										
FI		1	2		34 441		2	348		
SE	6	100	2 690		42 041		658	11 695	1 350	8 439
EU*	153 653	75 560	443 606	395 682	422 828	360 405	544 738	367 253	380 099	71 428

* The United Kingdom is no longer a Member State of the European Union, however until the end of the transition period it was still a part of the EU Customs Union. Due to the absence of intra-trade data in the surveillance system, the totals of the EU trade data therefore also include the UK data until 31/12/2020. The data as of 1/1/2021 is therefore not comparable with the data until 31/12/2020.

Top 5 export destinations* - Marketing Year 2020/21 (update of 21/03/2021)

Soyabeans		
Destination	tonnes	share
Russia	105 506	68.7%
Turkey	15 625	10.2%
Switzerland	11 491	7.5%
Bosnia and Herzegovina	7 480	4.9%
Georgia	4 034	2.6%

Rapeseed		
Destination	tonnes	share
United Kingdom	60 729	80.4%
Norway	5 302	7.0%
Russia	3 423	4.5%
Switzerland	2 672	3.5%
	1 181	1.6%

Sunflowerseed		
Destination	tonnes	share
Turkey	195 143	44.0%
United States of America	37 094	8.4%
Bangladesh	32 086	7.2%
Morocco	31 950	7.2%
Serbia	27 398	6.2%

Soyameal		
Destination	tonnes	share
Switzerland	101 107	25.6%
United Kingdom	70 934	17.9%
Uzbekistan	57 489	14.5%
North Macedonia	26 086	6.6%
Moldova	18 737	4.7%

Rapeseed meal		
Destination	tonnes	share
Norway	141 322	33.4%
Israel	119 876	28.4%
Morocco	48 355	11.4%

Sunflowerseed meal		
Destination	tonnes	share
North Macedonia	98 502	27.3%
Turkey	78 466	21.8%
Kosovo	53 937	15.0%
Israel	41 537	11.5%
Norway	26 754	7.4%

Sunflowerseed oil		
Destination	tonnes	share
North Macedonia	52 245	13.7%
South Africa	39 831	10.5%
United Kingdom	38 357	10.1%
Kosovo	32 652	8.6%
United States of America	25 362	6.7%

Rapeseed oil		
Destination	tonnes	share
China	149 184	40.6%
Norway	143 273	39.0%
Israel	36 849	10.0%
Switzerland	9 769	2.7%
South Africa	4 714	1.3%

Soyaoil		
Destination	tonnes	share
Morocco	181 138	33.3%
Algeria	103 194	18.9%
South Africa	74 277	13.6%
United Kingdom	29 501	5.4%
Tunisia	20 644	3.8%

Palm oil		
Destination	tonnes	share
United Kingdom	17 671	24.7%
Russia	17 384	24.3%
Uruguay	6 252	8.8%
Switzerland	5 548	7.8%
Serbia	5 190	7.3%

* The United Kingdom is no longer a Member State of the European Union, however until the end of the transition period it was still a part of the EU Customs Union. Due to the absence of intra-trade data in the surveillance system, the totals of the EU trade data therefore also include the UK data until 31/12/2020. The data as of 1/1/2021 is therefore not comparable with the data until 31/12/2020.

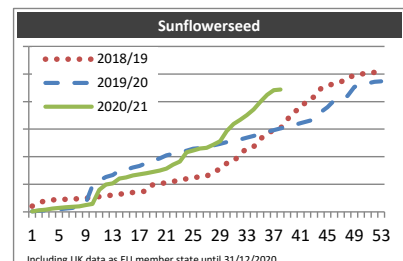
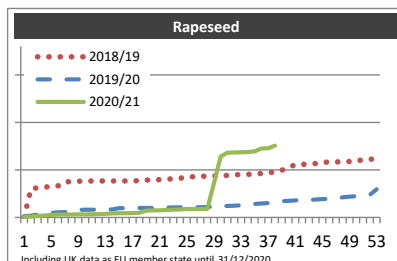
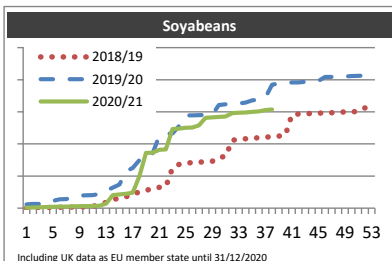
Week 1 to 38 from 01/07/2020 to 21/03/2021

(tonnes)

Soyabeans			
week	2018/19	2019/20	2020/21
1	206	-	730
2	658	6 554	1 194
3	795	6 665	1 430
4	906	6 786	1 671
5	1 071	11 525	2 067
6	1 439	13 880	2 353
7	1 542	13 997	2 567
8	1 645	17 058	2 884
9	1 746	19 528	3 011
10	2 050	19 875	3 117
11	2 925	20 355	3 321
12	5 879	22 139	3 925
13	9 109	27 193	7 269
14	13 440	31 870	20 230
15	15 329	36 878	21 185
16	17 545	57 558	22 220
17	23 384	62 598	23 959
18	24 509	74 512	49 666
19	27 376	84 604	85 897
20	30 779	85 246	86 379
21	32 484	112 132	90 815
22	33 328	115 725	91 482
23	62 678	116 341	123 188
24	68 247	128 104	123 965
25	68 818	144 495	125 395
26	71 637	144 543	125 694
27	71 640	144 853	128 890
28	72 105	145 256	140 805
29	72 986	145 509	141 424
30	79 585	160 782	141 978
31	80 171	161 644	142 866
32	106 050	162 211	147 815
33	106 753	163 064	148 539
34	108 080	164 579	149 129
35	108 833	168 048	149 853
36	109 901	168 913	150 539
37	110 393	172 244	152 865
38	111 603	192 223	153 653
39	112 180	194 039	
40	113 432	194 802	
41	145 756	195 609	
42	146 465	195 878	
43	146 830	196 929	
44	147 502	197 421	
45	147 957	198 072	
46	148 162	204 214	
47	148 642	204 463	
48	148 981	204 925	
49	149 885	205 208	
50	150 166	205 595	
51	150 847	206 107	
52	156 060	206 409	
53	156 060	206 515	

Rapeseed			
week	2018/19	2019/20	2020/21
1	209	-	391
2	30 342	1 955	1 006
3	31 182	3 050	1 661
4	31 941	4 088	2 205
5	32 546	4 859	2 673
6	33 278	5 291	2 984
7	37 558	5 612	3 118
8	37 756	7 781	3 147
9	38 061	7 975	3 228
10	38 173	8 081	3 278
11	38 291	8 127	3 372
12	38 337	8 194	3 439
13	38 387	8 275	3 665
14	38 397	8 392	4 297
15	38 436	9 766	4 372
16	38 476	9 838	4 469
17	38 515	9 966	4 567
18	38 677	9 986	4 928
19	39 265	9 987	7 222
20	39 509	10 008	7 406
21	39 807	10 125	7 483
22	40 103	10 377	7 869
23	40 956	10 455	8 156
24	41 131	10 672	8 437
25	42 702	10 745	8 773
26	42 749	10 745	8 811
27	42 951	10 791	8 834
28	43 623	11 037	8 891
29	43 738	11 435	36 531
30	44 006	11 809	64 150
31	44 193	12 154	68 229
32	44 998	12 390	68 419
33	45 116	12 782	68 646
34	45 346	13 496	68 729
35	45 624	14 161	69 464
36	46 321	14 558	72 626
37	46 491	15 129	72 700
38	48 340	15 478	75 560
39	49 690	16 951	
40	52 119	17 483	
41	55 735	17 851	
42	55 821	18 156	
43	56 145	18 441	
44	56 661	18 843	
45	57 961	19 214	
46	58 340	19 612	
47	58 487	19 829	
48	58 757	21 108	
49	58 948	21 808	
50	59 056	22 300	
51	60 950	23 256	
52	61 321	23 968	
53	61 321	29 703	

Sunflowerseed			
week	2018/19	2019/20	2020/21
1	20 714	-	1 753
2	32 523	3 674	5 401
3	41 014	5 504	8 174
4	43 407	7 832	11 769
5	44 563	9 591	14 547
6	45 528	12 139	16 519
7	46 636	14 028	18 600
8	47 808	20 609	20 193
9	49 757	32 898	24 761
10	52 485	95 658	28 606
11	55 339	113 822	80 139
12	58 525	126 493	99 508
13	61 174	134 072	103 652
14	64 099	149 891	120 793
15	67 152	153 339	124 690
16	70 148	161 099	131 930
17	72 980	166 856	136 506
18	75 532	176 894	140 306
19	99 247	187 003	144 805
20	102 172	194 159	149 840
21	105 688	204 736	157 165
22	110 148	210 489	171 563
23	114 831	216 033	182 329
24	119 825	222 085	216 112
25	125 093	229 411	222 450
26	126 675	231 571	230 252
27	129 212	234 534	232 191
28	146 964	240 925	243 528
29	153 715	246 627	256 078
30	175 831	252 957	293 086
31	182 570	257 910	318 817
32	210 731	262 965	334 011
33	229 596	268 762	351 152
34	236 266	275 388	371 422
35	264 352	281 957	398 956
36	284 679	290 960	424 537
37	296 314	296 235	441 126
38	302 964	302 839	443 606
39	334 610	309 296	
40	363 547	315 160	
41	374 375	321 924	
42	407 423	328 346	
43	416 251	335 108	
44	446 594	362 346	
45	458 485	379 909	
46	464 925	403 498	
47	470 608	409 562	
48	488 190	420 332	
49	493 405	453 513	
50	499 983	459 717	
51	503 101	465 976	
52	505 973	472 086	
53	505 973	473 400	



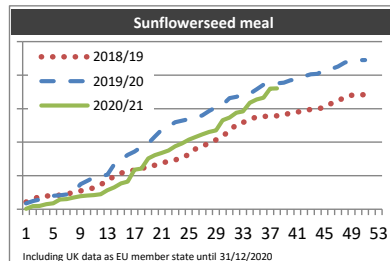
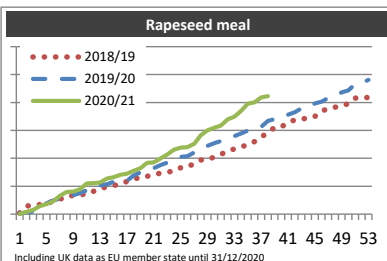
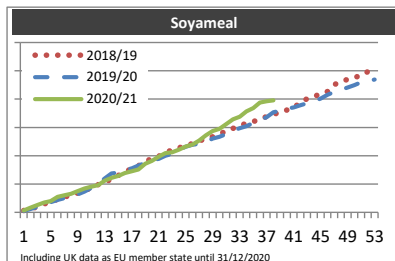
Week 1 to 38 from 01/07/2020 to 21/03/2021

(tonnes)

Soyameal			
week	2018/19	2019/20	2020/21
1	6 461	-	6 588
2	10 446	11 666	16 524
3	20 719	18 790	25 894
4	29 107	27 537	34 125
5	38 910	35 821	40 168
6	45 172	43 982	54 923
7	53 670	50 339	59 881
8	61 011	60 153	65 555
9	67 941	63 302	74 647
10	73 663	73 539	84 143
11	89 211	86 007	90 840
12	97 435	99 546	96 270
13	108 124	119 510	111 757
14	116 220	137 378	121 785
15	130 462	140 209	128 705
16	143 121	150 228	138 851
17	154 181	155 492	145 293
18	164 379	165 111	151 413
19	177 504	173 933	172 040
20	192 251	184 804	182 097
21	198 581	188 597	196 493
22	211 051	199 988	208 889
23	220 526	207 234	212 486
24	228 071	220 953	221 390
25	236 799	231 457	232 227
26	242 716	238 720	239 293
27	251 981	242 038	253 568
28	260 568	249 000	272 782
29	266 634	260 918	287 157
30	275 507	267 016	295 277
31	288 356	276 559	311 551
32	296 916	288 718	328 794
33	305 316	297 501	338 174
34	315 682	304 292	356 394
35	321 080	316 083	368 097
36	328 884	326 061	387 945
37	339 009	336 248	392 802
38	345 429	353 299	395 682
39	354 254	358 900	
40	361 564	366 158	
41	368 186	370 871	
42	390 067	378 866	
43	400 994	385 760	
44	408 951	392 842	
45	419 226	402 304	
46	426 625	414 965	
47	451 053	425 352	
48	461 538	432 997	
49	469 556	441 041	
50	476 776	449 501	
51	483 256	459 396	
52	497 275	463 823	
53	497 275	469 180	

Rapeseed meal			
week	2018/19	2019/20	2020/21
1	3 931	-	416
2	28 615	6 382	7 928
3	32 773	8 516	15 462
4	33 907	26 921	28 928
5	40 175	38 540	35 988
6	44 330	49 175	46 151
7	54 757	55 769	65 723
8	57 077	57 481	79 206
9	68 565	68 220	80 913
10	69 559	75 444	89 058
11	71 367	85 245	110 024
12	81 544	89 529	110 802
13	91 531	103 102	113 551
14	97 466	106 947	127 316
15	102 164	115 503	132 228
16	108 770	116 685	140 919
17	117 543	119 388	145 066
18	123 315	138 353	155 468
19	133 867	149 887	164 336
20	135 376	160 313	183 807
21	142 539	164 893	185 171
22	146 842	175 566	199 330
23	150 399	184 883	214 083
24	154 545	194 288	231 331
25	165 979	204 723	238 413
26	169 063	207 162	240 193
27	181 050	220 978	251 809
28	194 116	230 570	282 818
29	195 845	244 919	299 957
30	204 289	254 081	309 582
31	215 034	262 415	317 399
32	222 709	269 039	339 677
33	234 085	279 778	349 022
34	241 336	288 772	369 621
35	247 670	299 602	395 822
36	259 866	307 340	400 489
37	277 351	312 554	418 070
38	290 632	334 220	422 828
39	310 825	340 356	
40	312 423	344 249	
41	328 464	355 946	
42	337 505	364 780	
43	341 175	378 908	
44	343 806	380 497	
45	350 022	396 406	
46	369 868	402 887	
47	377 932	416 309	
48	383 444	426 961	
49	388 095	436 419	
50	395 905	443 028	
51	415 528	466 033	
52	417 778	471 315	
53	417 778	481 054	

Sunflowerseed meal			
week	2018/19	2019/20	2020/21
1	5 077	-	1 272
2	7 853	8 620	9 284
3	21 446	17 506	10 012
4	29 012	24 339	14 992
5	39 030	28 941	17 595
6	39 637	33 181	29 147
7	40 403	40 242	30 035
8	41 992	41 801	34 717
9	45 114	44 273	38 885
10	50 803	49 033	41 099
11	54 701	74 403	41 847
12	58 637	84 027	44 973
13	63 737	94 603	56 767
14	73 997	99 358	65 493
15	84 541	102 713	77 186
16	98 750	133 409	82 252
17	107 137	147 294	118 173
18	115 005	161 955	121 060
19	116 136	172 140	151 712
20	119 179	185 981	161 265
21	130 494	196 087	168 078
22	131 381	216 756	175 169
23	137 134	237 217	187 485
24	143 476	246 177	196 314
25	145 958	259 761	207 363
26	157 877	264 265	215 463
27	161 214	269 054	223 246
28	180 158	273 000	230 252
29	184 806	279 925	235 104
30	200 305	293 378	265 471
31	206 719	304 374	273 558
32	219 984	311 852	288 059
33	231 201	331 639	291 849
34	253 813	335 014	317 830
35	259 041	341 998	327 251
36	267 081	344 683	332 823
37	276 170	357 384	359 882
38	276 897	371 218	360 405
39	278 067	373 000	
40	278 748	375 237	
41	279 220	377 431	
42	288 282	384 783	
43	290 345	387 664	
44	290 946	396 680	
45	298 279	402 630	
46	299 292	404 002	
47	304 259	416 204	
48	315 858	417 993	
49	322 015	425 479	
50	335 033	437 107	
51	340 163	443 250	
52	341 509	444 552	
53	341 509	444 906	



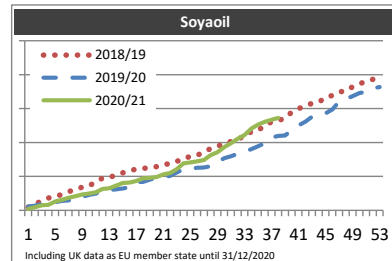
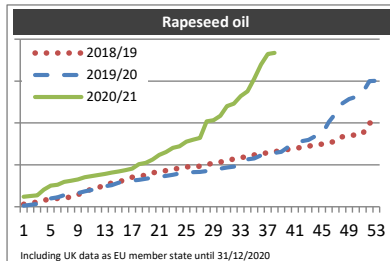
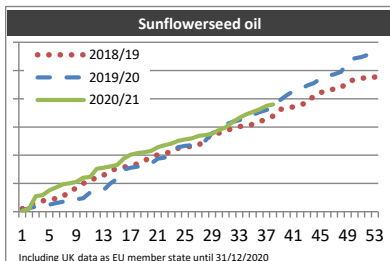
Week 1 to 38 from 01/07/2020 to 21/03/2021

(tonnes)

Sunflowerseed oil			
week	2018/19	2019/20	2020/21
1	10 679	-	3 133
2	22 040	12 462	9 354
3	33 081	17 698	54 568
4	38 311	21 779	58 982
5	42 582	25 141	75 673
6	46 940	30 603	85 981
7	53 496	35 024	96 855
8	74 595	39 646	101 176
9	83 197	43 865	105 963
10	100 807	47 828	120 146
11	105 709	68 332	123 143
12	124 230	72 846	151 839
13	129 003	77 040	155 972
14	144 205	100 151	160 767
15	154 083	116 943	165 716
16	157 869	149 168	188 517
17	161 804	155 603	202 106
18	169 405	159 700	207 102
19	181 224	163 266	210 618
20	190 963	170 806	215 526
21	202 107	187 582	228 468
22	207 048	191 730	235 608
23	211 385	216 378	240 895
24	224 757	228 135	251 000
25	229 371	233 229	256 165
26	231 940	235 227	259 908
27	234 987	248 020	268 096
28	257 148	252 108	271 829
29	273 911	277 450	276 554
30	278 879	288 895	288 820
31	284 022	309 408	299 121
32	296 271	318 116	317 865
33	301 450	324 066	331 392
34	305 591	331 405	344 299
35	309 215	342 542	353 416
36	318 145	353 131	362 013
37	328 722	359 540	374 632
38	338 629	371 102	380 099
39	362 432	395 090	
40	366 165	412 125	
41	371 629	426 944	
42	379 742	433 785	
43	384 772	446 500	
44	410 774	455 523	
45	421 553	471 515	
46	430 253	481 053	
47	434 258	486 530	
48	437 909	495 376	
49	461 715	530 192	
50	466 733	543 027	
51	471 339	547 590	
52	476 725	556 035	
53	476 725	557 990	

Rapeseed oil			
week	2018/19	2019/20	2020/21
1	5 984	-	23 848
2	8 164	4 660	25 773
3	11 635	6 653	27 461
4	15 793	8 953	40 982
5	18 235	19 949	50 314
6	19 789	22 448	52 635
7	21 288	27 710	59 428
8	22 900	30 437	61 994
9	28 233	32 490	65 202
10	38 236	36 946	70 269
11	41 193	39 741	73 102
12	44 753	42 275	75 764
13	54 786	48 644	78 343
14	56 435	51 389	81 790
15	58 288	57 293	84 288
16	65 860	59 989	87 371
17	70 278	62 614	91 251
18	73 161	64 185	101 623
19	75 237	67 053	104 842
20	81 006	69 232	112 926
21	83 872	71 705	123 765
22	86 428	73 901	130 589
23	89 437	76 115	140 552
24	92 164	79 527	144 343
25	95 002	81 796	155 216
26	95 413	82 411	159 890
27	96 691	83 312	164 374
28	100 394	85 393	203 644
29	104 173	88 508	206 724
30	106 994	91 073	216 817
31	109 654	93 431	240 088
32	114 325	95 909	246 291
33	117 422	99 216	264 032
34	119 577	113 114	275 465
35	123 957	115 194	305 329
36	126 552	122 601	339 320
37	129 079	125 620	364 618
38	131 683	128 627	367 253
39	133 954	130 955	
40	136 886	142 869	
41	139 656	150 482	
42	141 836	156 328	
43	144 648	159 352	
44	146 944	168 367	
45	149 785	173 264	
46	151 938	202 131	
47	157 550	222 603	
48	166 831	246 670	
49	169 829	257 018	
50	171 610	262 635	
51	173 993	272 445	
52	199 960	299 659	
53	199 960	300 741	

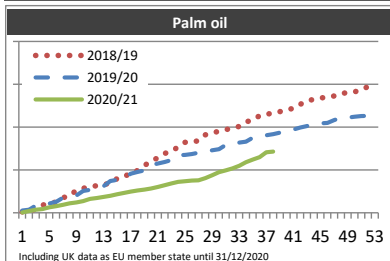
Soyaoil			
week	2018/19	2019/20	2020/21
1	17 599	-	8 643
2	35 647	27 528	18 441
3	55 833	37 418	30 147
4	72 900	45 531	32 525
5	78 943	47 787	52 210
6	94 263	56 395	62 820
7	110 309	57 767	74 155
8	122 225	73 485	83 069
9	136 738	79 580	93 380
10	141 837	91 605	98 324
11	171 736	98 275	106 757
12	189 148	113 664	125 782
13	192 882	120 129	130 706
14	209 204	123 611	145 864
15	221 222	128 785	161 628
16	232 461	136 631	163 581
17	244 002	166 219	173 561
18	246 720	168 250	188 130
19	251 238	180 719	191 406
20	257 906	192 063	196 821
21	272 244	195 968	211 640
22	273 070	203 128	220 282
23	289 839	223 400	243 321
24	296 525	242 254	276 748
25	322 027	245 062	282 047
26	327 035	250 896	288 856
27	338 858	253 142	296 630
28	365 710	260 872	325 049
29	378 129	283 252	341 907
30	392 957	307 349	372 831
31	406 812	318 349	396 313
32	424 525	333 794	422 291
33	432 770	345 749	443 496
34	464 891	360 169	481 499
35	470 148	377 319	504 819
36	501 156	395 282	522 038
37	520 260	429 205	534 399
38	529 638	438 702	544 738
39	542 927	441 483	
40	579 766	474 483	
41	599 623	501 610	
42	618 231	521 972	
43	630 002	551 808	
44	637 698	557 733	
45	667 382	571 914	
46	677 806	594 605	
47	699 493	641 047	
48	702 534	657 863	
49	729 208	673 601	
50	747 344	690 922	
51	758 549	699 763	
52	772 604	720 505	
53	772 604	726 949	



Week 1 to 38 from 01/07/2020 to 21/03/2021

(tonnes)

Palm oil			
week	2018/19	2019/20	2020/21
1	1 019	-	367
2	2 674	2 649	2 017
3	4 093	3 629	3 467
4	9 025	8 590	4 394
5	10 831	9 748	6 343
6	12 680	10 901	7 810
7	17 756	12 853	9 270
8	19 414	17 435	11 090
9	26 684	19 077	12 199
10	28 497	20 335	13 685
11	30 196	25 461	16 111
12	31 773	26 663	17 285
13	32 927	28 319	18 498
14	34 643	31 159	19 767
15	40 061	37 119	21 756
16	41 586	38 488	23 092
17	47 257	40 047	24 771
18	49 098	45 620	25 960
19	54 875	47 703	27 154
20	60 856	49 603	28 354
21	63 951	55 587	30 214
22	69 253	57 471	32 260
23	71 411	59 168	34 292
24	77 058	61 561	36 032
25	82 193	67 142	36 804
26	82 796	67 506	37 526
27	84 066	68 556	37 928
28	90 991	69 988	40 385
29	93 200	71 277	43 842
30	95 199	72 928	47 528
31	96 856	74 131	49 571
32	98 906	79 213	51 813
33	100 699	80 710	54 891
34	106 302	81 842	59 029
35	107 912	82 913	62 054
36	113 433	87 587	65 017
37	114 765	88 622	70 652
38	116 743	90 383	71 428
39	118 104	91 735	
40	120 531	93 440	
41	121 742	95 712	
42	126 666	97 216	
43	131 033	99 388	
44	132 264	101 299	
45	133 960	102 360	
46	134 785	104 383	
47	136 294	105 003	
48	139 181	108 260	
49	140 325	110 702	
50	141 193	111 224	
51	143 094	112 055	
52	147 446	113 002	
53	147 446	113 107	



Calendar of Marketing Year weeks

Week	2018/19		2019/20		2020/21	
	Start	End	Start	End	Start	End
1	01/07/2018	08/07/2018	01/07/2019	07/07/2019	01/07/2020	05/07/2020
2	09/07/2018	15/07/2018	08/07/2019	14/07/2019	06/07/2020	12/07/2020
3	16/07/2018	22/07/2018	15/07/2019	21/07/2019		19/07/2020
4	23/07/2018	29/07/2018	22/07/2019	28/07/2019	20/07/2020	26/07/2020
5	30/07/2018	05/08/2018	29/07/2019	04/08/2019	27/07/2020	02/08/2020
6	06/08/2018	12/08/2018	05/08/2019	11/08/2019	03/08/2020	09/08/2020
7	13/08/2018	19/08/2018	12/08/2019	18/08/2019	10/08/2020	16/08/2020
8	20/08/2018	26/08/2018	19/08/2019	25/08/2019	17/08/2020	23/08/2020
9	27/08/2018	02/09/2018	26/08/2019	01/09/2019	24/08/2020	30/08/2020
10	03/09/2018	09/09/2018	02/09/2019	08/09/2019	31/08/2020	06/09/2020
11	10/09/2018	16/09/2018	09/09/2019	15/09/2019	07/09/2020	13/09/2020
12	17/09/2018	23/09/2018	16/09/2019	22/09/2019	14/09/2020	20/09/2020
13	24/09/2018	30/09/2018	23/09/2019	29/09/2019	21/09/2020	27/09/2020
14	01/10/2018	07/10/2018	30/09/2019	06/10/2019	28/09/2020	04/10/2020
15	08/10/2018	14/10/2018	07/10/2019	13/10/2019	05/10/2020	11/10/2020
16	15/10/2018	21/10/2018	14/10/2019	20/10/2019	12/10/2020	18/10/2020
17	22/10/2018	28/10/2018	21/10/2019	27/10/2019	19/10/2020	25/10/2020
18	29/10/2018	04/11/2018	28/10/2019	03/11/2019	26/10/2020	01/11/2020
19	05/11/2018	11/11/2018	04/11/2019	10/11/2019	02/11/2020	08/11/2020
20	12/11/2018	18/11/2018	11/11/2019	17/11/2019	09/11/2020	15/11/2020
21	19/11/2018	25/11/2018	18/11/2019	24/11/2019	16/11/2020	22/11/2020
22	26/11/2018	02/12/2018	25/11/2019	01/12/2019	23/11/2020	29/11/2020
23	03/12/2018	09/12/2018	02/12/2019	08/12/2019	30/11/2020	06/12/2020
24	10/12/2018	16/12/2018	09/12/2019	15/12/2019	07/12/2020	13/12/2020
25	17/12/2018	23/12/2018	16/12/2019	22/12/2019	14/12/2020	20/12/2020
26	24/12/2018	30/12/2018	23/12/2019	29/12/2019	21/12/2020	27/12/2020
27	31/12/2018	06/01/2019	30/12/2019	05/01/2020	28/12/2020	03/01/2021
28	07/01/2019	13/01/2019	06/01/2020	12/01/2020	04/01/2021	10/01/2021
29	14/01/2019	20/01/2019	13/01/2020	19/01/2020	11/01/2021	17/01/2021
30	21/01/2019	27/01/2019	20/01/2020	26/01/2020	18/01/2021	24/01/2021
31	28/01/2019	03/02/2019	27/01/2020	02/02/2020	25/01/2021	31/01/2021
32	04/02/2019	10/02/2019	03/02/2020	09/02/2020	01/02/2021	07/02/2021
33	11/02/2019	17/02/2019	10/02/2020	16/02/2020	08/02/2021	14/02/2021
34	18/02/2019	24/02/2019	17/02/2020	23/02/2020	15/02/2021	21/02/2021
35	25/02/2019	03/03/2019	24/02/2020	01/03/2020	22/02/2021	28/02/2021
36	04/03/2019	10/03/2019	02/03/2020	08/03/2020	01/03/2021	07/03/2021
37	11/03/2019	17/03/2019	09/03/2020	15/03/2020	08/03/2021	14/03/2021
38	18/03/2019	24/03/2019	16/03/2020	22/03/2020	15/03/2021	21/03/2021
39	25/03/2019	31/03/2019	23/03/2020	29/03/2020	22/03/2021	28/03/2021
40	01/04/2019	07/04/2019	30/03/2020	05/04/2020	29/03/2021	04/04/2021
41	08/04/2019	14/04/2019	06/04/2020	12/04/2020	05/04/2021	11/04/2021
42	15/04/2019	21/04/2019	13/04/2020	19/04/2020	12/04/2021	18/04/2021
43	22/04/2019	28/04/2019	20/04/2020	26/04/2020	19/04/2021	25/04/2021
44	29/04/2019	05/05/2019	27/04/2020	03/05/2020	26/04/2021	02/05/2021
45	06/05/2019	12/05/2019	04/05/2020	10/05/2020	03/05/2021	09/05/2021
46	13/05/2019	19/05/2019	11/05/2020	17/05/2020	10/05/2021	16/05/2021
47	20/05/2019	26/05/2019	18/05/2020	24/05/2020	17/05/2021	23/05/2021
48	27/05/2019	02/06/2019	25/05/2020	31/05/2020	24/05/2021	30/05/2021
49	03/06/2019	09/06/2019	01/06/2020	07/06/2020	31/05/2021	06/06/2021
50	10/06/2019	16/06/2019	08/06/2020	14/06/2020	07/06/2021	13/06/2021
51	17/06/2019	23/06/2019	15/06/2020	21/06/2020	14/06/2021	20/06/2021
52	24/06/2019	30/06/2019	22/06/2020	28/06/2020	21/06/2021	27/06/2021
53			29/06/2020	30/06/2020	28/06/2021	30/06/2021