

Trade monitoring through customs surveillance data

The TAXUD surveillance system ("customs surveillance") records and centralizes all trade data (import and exports) directly from the national customs authorities on a daily basis. For each transaction, the stored data contain the information available on the Single Administrative Document (SAD), including the volume and origin of the consignment.

As surveillance system does not include intra-trade data, the UK data as EU partner can't be displayed before 1/1/2021. The data as of 1/1/2021 is therefore not comparable with the data until 31/12/2020.

According to Art.55(2) of Commission Implementing Regulation (EU) 2015/2447, the customs authorities shall provide the Commission at least once a week with data on customs declarations for the goods that have been made subject to surveillance at release for free circulation or at export.

The "customs surveillance" data provide actual and prompt information about the trade (import/export) transaction in terms of volume and origin or destination.

In case of a technical issue or another constraint causing delay of the publication, please note that the next upload will be done in the coming days at 12h or 16h.

* The United Kingdom is no longer a Member State of the European Union, however until the end of the transition period it was still a part of the EU Customs Union. Due to the absence of intra-trade data in the surveillance system, the totals of the EU trade data therefore also include the UK data until 31/12/2020. The data as of 1/1/2021 is therefore not comparable with the data until 31/12/2020.

Note: Since 6th November 2016 the export and import licenses are no longer required for the major part of the trade in cereals in application of Regulations (EU) 2016/1237 and 2016/1239 of 18 May 2016.

Publication of data

This report is published on a weekly basis.

The data are expressed in quantity of the product itself, unless otherwise stated
Below the specifications of the products included in the report

Product	CN code	Conversion factor grain equivalent
Common wheat	1001 99 00	
Common wheat flour (grain equiv.)	1101 00 15	1.37
Durum wheat	1001 19 00	
Durum wheat meal (grain equiv.)	1103 11 10	1.5
Barley	1003 90 00	
Malt (Barley equiv.)	1107 10 91, 1107 10 99	1.27
Maize	1005 90 00	
Rye	1002 90 00	
Oats	1004 90 00	
Sorghum	1007 90 00	
Residues of starch manufacture	2303 10 19	
Maize gluten feed	2309 90 20	
Brewing and distilling dregs and waste	2303 30 00	
Citrus pulp residues	2308 00 40 TARIC_ex 10	

Changes in the reports

as of 01/12/2016:

- data on malt expressed in barley equivalent are included;
- data on wheat flour and durum wheat meal are expressed only in grain equivalent

as of 09/07/2018:

- the weekly reference period is from Monday to Sunday (compared to Wednesday to Tuesday previously)
- for 2018/19 marketing year, data for weeks 1 and 2 are aggregated and shown as week 2
- calendar of marketing year weeks is added

Exports and imports

Situation at 29/03/2021

Cumul of weeks 1 to 39

<i>Customs Surveillance</i> (tonnes)	EU*		EU + UK		EU + UK	
	01/07/2020 - 28/03/2021		01/07/2019 - 29/03/2020		01/07/2018 - 31/03/2019	
	Export	Import	Export	Import	Export	Import
Common wheat	19 792 543	1 644 743	25 623 736	1 654 538	14 936 690	3 667 714
Common wheat flour (grain equivalent)	332 260	24 052	433 760	20 391	376 855	29 601
Durum wheat	262 739	1 999 514	760 645	1 459 298	554 494	841 639
Durum wheat meal (grain equivalent)	176 916	1 917	177 766	1 067	140 545	897
Total Wheat	20 564 458	3 670 227	26 995 908	3 135 294	16 008 584	4 539 851
Barley	5 723 351	209 380	5 870 780	561 890	3 541 311	121 247
Malt (grain equivalent)	2 215 609	9 132	2 093 465	11 517	2 099 340	7 652
Maize	1 837 093	11 646 175	3 994 046	15 952 634	1 832 034	18 909 117
Rye	141 487	5 094	208 552	3 248	159 802	256 549
Oats	75 288	6 779	151 303	2 557	85 387	2 661
Sorghum	3 314	11 903	1 511	39 732	3 443	606 089
Total Coarse grains	9 996 142	11 888 463	12 319 655	16 571 577	7 721 317	19 903 316
General Total	30 560 600	15 558 689	39 315 563	19 706 872	23 729 901	24 443 167

* The United Kingdom is no longer a Member State of the European Union, however until the end of the transition period it was still a part of the EU Customs Union. Due to the absence of intra-trade data in the surveillance system, the totals of the EU trade data therefore also include the UK data until 31/12/2020. The data as of 1/1/2021 is therefore not comparable with the data until 31/12/2020.

Week 1 to 39 from 01/07/2020 to 28/03/2021

Summary

Import (tonnes)	Common wheat	Common wheat flour (grain equivalent)	Durum wheat	Durum wheat meal (grain equivalent)	Barley	Malt (grain equivalent)	Maize	Rye	Oats	Sorghum
BE	3 727	232	218 702	178	16 169	3 183	305 886	1	935	1 676
BG	9 614	280	4	3	1		23 282		106	27
CZ		18		2		29	312		22	
DK	3 388	42		20	9	22	2 110		80	7
DE	4 985	2 578	66	411	10	165	216 230		458	683
EE		1				273	1 918			
IE		1 094		4	4 112		378 246			
EL	266 198	836	75	2	6 538	1 568	121 278			259
ES	432 359	403	138 865	245	27	282	4 354 988		19	2
FR	1 174	7 068	12 414	535	48	369	4 940		62	8
HR	23 527	1 557		1	9 464	8	11 240	1		
IT	435 013	174	1 546 073	74	2 001	53	974 353		494	5 436
CY	3 102	38		3	40 474		59 685		3	
LV	45		31 002	3		4	66 828			
LT	5 510				6 831	52	134 430	3 106		
LU		17								
HU		12			50		34 065		594	267
MT	3 002	58					17		2	
NL	20 735	2 559	2 571	112	105 397	99	2 251 255	2	3 302	424
AT	248	90		13	1		30 557		37	4
PL	3 174	309	1 287	28		28	30 693	1 978	599	2 851
PT	38 517	217	47 703		6		1 399 090			9
RO	21 180	1 503			15 562	2 600	58 961			
SI	52 516	108	23	2	2 609	29	391 607			
SK		37							26	
FI	301	18		1		17	5 158			
SE	13	1 764	2	45	30	350	195	1	3	1
EU*	1 644 743	24 052	1 999 514	1 917	209 380	9 132	11 646 175	5 094	6 779	11 903

* The United Kingdom is no longer a Member State of the European Union, however until the end of the transition period it was still a part of the EU Customs Union. Due to the absence of intra-trade data in the surveillance system, the totals of the EU trade data therefore also include the UK data until 31/12/2020. The data as of 1/1/2021 is therefore not comparable with the data until 31/12/2020.

Top 5 import origins* - (update of 29 Mar 2021)

Common wheat				
Origin	MY 2020/21		MY 2019/20	
	tonnes	share	tonnes	share
Ukraine	603 191	36.7%	433 405	26.2%
Canada	446 270	27.1%	450 526	27.2%
Russia	252 264	15.3%	197 896	12.0%
United States of America	181 076	11.0%	222 124	13.4%
Serbia	105 551	6.4%	23 184	1.4%

Common wheat flour (grain equivalent)				
Origin	MY 2020/21		MY 2019/20	
	tonnes	share	tonnes	share
India	6 520	27.1%	5 220	25.6%
Mauritius	5 776	24.0%	5 772	28.3%
United Kingdom	3 787	15.7%	-----	-----
Serbia	2 647	11.0%	1 995	9.8%
Moldova	1 507	6.3%	2 828	13.9%

Durum wheat				
Origin	MY 2020/21		MY 2019/20	
	tonnes	share	tonnes	share
Canada	1 472 323	73.6%	739 153	50.7%
United States of America	370 398	18.5%	539 546	37.0%
Russia	54 350	2.7%	40 277	2.8%
Turkey	40 854	2.0%	27 370	1.9%
Kazakhstan	37 020	1.9%	72 507	5.0%

Durum wheat meal (grain equivalent)				
Origin	MY 2020/21		MY 2019/20	
	tonnes	share	tonnes	share
Morocco	810	42.3%	269	25.2%
Turkey	441	23.0%	270	25.2%
India	275	14.3%	244	22.9%
Lebanon	135	7.1%	113	10.6%
Tunisia	101	5.3%	94	8.8%

Barley				
Origin	MY 2020/21		MY 2019/20	
	tonnes	share	tonnes	share
United Kingdom	125 657	60.0%	-----	-----
Ukraine	38 832	18.5%	498 757	88.8%
Serbia	19 697	9.4%	5 317	0.9%
Moldova	13 581	6.5%	57 538	10.2%

Malt (grain equivalent)				
Origin	MY 2020/21		MY 2019/20	
	tonnes	share	tonnes	share
United Kingdom	4 858	53.2%	-----	-----
Serbia	4 150	45.4%	1 668	14.5%
Russia	74	0.8%	76	0.7%
Norway	23	0.2%	8	0.1%

Maize				
Origin	MY 2020/21		MY 2019/20	
	tonnes	share	tonnes	share
Ukraine	4 872 679	41.8%	9 453 645	59.3%
Brazil	4 430 335	38.0%	4 765 213	29.9%
Serbia	1 281 542	11.0%	938 216	5.9%
Canada	435 590	3.7%	144 699	0.9%
Russia	231 554	2.0%	125 882	0.8%

Rye				
Origin	MY 2020/21		MY 2019/20	
	tonnes	share	tonnes	share
Belarus	5 083	99.8%	-----	-----
Ukraine	6	0.1%	154	4.7%

Oats				
Origin	MY 2020/21		MY 2019/20	
	tonnes	share	tonnes	share
United Kingdom	4 293	63.3%	-----	-----
Ukraine	2 130.1	31.4%	2 212	86.5%
Uruguay	151	2.2%	25	1.0%
Iceland	80.0	1.2%	120	4.7%

Sorghum				
Origin	MY 2020/21		MY 2019/20	
	tonnes	share	tonnes	share
Ukraine	8 327	70.0%	36 171	91.0%
Russia	2 096	17.6%	2 327	5.9%
Sudan	722	6.1%	620	1.6%
Australia	294	2.5%	119	0.3%

* The United Kingdom is no longer a Member State of the European Union, however until the end of the transition period it was still a part of the EU Customs Union. Due to the absence of intra-trade data in the surveillance system, the totals of the EU trade data therefore also include the UK data until 31/12/2020. The data as of 1/1/2021 is therefore not comparable with the data until 31/12/2020.

Export (tonnes)	Common wheat	Common wheat flour (grain equivalent)	Durum wheat	Durum wheat meal (grain equivalent)	Barley	Malt (grain equivalent)	Maize	Rye	Oats	Sorghum
BE	328	11 761	21	396	7 829	672 819	30		24	5
BG	1 121 319	388	122	1	213 825	113	272 201	102	3 281	642
CZ	1 742	141			1	24 354	420		3 128	
DK	22 412	1 905	15 304	5	113 346	118 415	55	2	105	
DE	2 515 460	17 879	13	159	1 128 480	420 268	10 623	71 099	15 064	7
EE	406 092	82	3 157		234 643	882	1			
IE					1	542				
EL	701	8 507	98 253	852	2 838	5 738	89	141		
ES	15	2 597	11 112	57 405	138 661	25 535	27 971	10	15 449	
FR	5 608 583	33 067	86 857	57 607	2 299 344	445 918	80 280		11 833	2 298
HR	103 434	9 503			15 939	12 090	9 427	496	2 135	
IT	1 346	77 012	47 667	51 355	19 700	19	2 645	49	309	2
CY		28	50							
LV	2 365 739	18 649		3 187	99 003	512	2 471		143	
LT	2 625 074	6 581		81	288 532	18 652	140		519	
LU		2								
HU	125 396	3 208		1 752	2 055	324	13 620	1 213	290	345
MT										
NL	241	94 736		96	5	278 181	6 583	25	276	
AT	35 061	4 624		3 785	1 506	5 344	1 379	418	1 880	
PL	2 451 378	9 366		75	44 347	57 305	115 655	20 795	9	5
PT	1	22 168	1		180	31 973	153			
RO	2 066 624	1 943		50	905 716		1 293 263			
SI	50	5 134		110		17	25			
SK	1 481					53				
FI	70 097	1 799			65	11 337		933	5 900	
SE	246 237	1 179	182		4 108	85 219	49	46 204	13 650	
EU*	19 792 543	332 260	262 739	176 916	5 723 351	2 215 609	1 837 093	141 487	75 288	3 314

* The United Kingdom is no longer a Member State of the European Union, however until the end of the transition period it was still a part of the EU Customs Union. Due to the absence of intra-trade data in the surveillance system, the totals of the EU trade data therefore also include the UK data until 31/12/2020. The data as of 1/1/2021 is therefore not comparable with the data until 31/12/2020.

Top 5 export destinations* - (update of 29 Mar 2021)

Common wheat				
Destination	MY 2020/21		MY 2019/20	
	tonnes	share	tonnes	share
Algeria	4 287 003	21.7%	3 812 019	14.9%
China	1 767 310	8.9%	1 367 636	5.3%
Nigeria	1 753 160	8.9%	1 092 602	4.3%
Saudi Arabia	1 724 462	8.7%	2 401 739	9.4%
Morocco	1 578 113	8.0%	1 891 573	7.4%

Common wheat flour (grain equivalent)				
Destination	MY 2020/21		MY 2019/20	
	tonnes	share	tonnes	share
Guinea-Bissau	27 584	8.3%	22 897	5.3%
United States of America	26 928	8.1%	26 871	6.2%
Angola	20 204	6.1%	75 006	17.3%
Thailand	19 083	5.7%	23 740	5.5%
Sierra Leone	18 275	5.5%	35 146	8.1%

Durum wheat				
Destination	MY 2020/21		MY 2019/20	
	tonnes	share	tonnes	share
Tunisia	69 070	26.3%	265 666	34.9%
Turkey	56 425	21.5%	208 579	27.4%
Algeria	25 552	9.7%	-----	-----

Durum wheat meal (grain equivalent)				
Destination	MY 2020/21		MY 2019/20	
	tonnes	share	tonnes	share
Ivory Coast	47 632	26.9%	48 064	27.0%
Saudi Arabia	37 762	21.3%	20 577	11.6%
Mali	22 177	12.5%	16 509	9.3%
Senegal	15 427	8.7%	26 838	15.1%
Benin	11 207	6.3%	8 839	5.0%

Barley				
Destination	MY 2020/21		MY 2019/20	
	tonnes	share	tonnes	share
China	2 112 020	36.9%	823 296	14.0%
Saudi Arabia	1 216 168	21.2%	2 524 371	43.0%
Iran (Islamic Republic of)	523 335	9.1%	293 413	5.0%
Algeria	501 401	8.8%	52 604	0.9%
Morocco	370 051	6.5%	475 975	8.1%

Malt (grain equivalent)				
Destination	MY 2020/21		MY 2019/20	
	tonnes	share	tonnes	share
Brazil	328 544	14.8%	131 304	6.3%
Nigeria	165 572	7.5%	116 831	5.6%
Vietnam	128 545	5.8%	113 633	5.4%
Japan	117 051	5.3%	164 465	7.9%
Cambodia	97 353	4.4%	82 445	3.9%

Maize				
Destination	MY 2020/21		MY 2019/20	
	tonnes	share	tonnes	share
Iran (Islamic Republic of)	262 565	14.3%	262 365	6.6%
Lebanon	212 326	11.6%	304 363	7.6%
Turkey	173 380	9.4%	1 021 547	25.6%
Korea (Republic of)	158 225	8.6%	381 648	9.6%
China	149 274	8.1%	115 061	2.9%

Rye				
Destination	MY 2020/21		MY 2019/20	
	tonnes	share	tonnes	share
United States of America	99 002	70.0%	100 780	48.3%
Japan	16 461	11.6%	6 847	3.3%
Israel	14 296	10.1%	7 914	3.8%

Oats				
Destination	MY 2020/21		MY 2019/20	
	tonnes	share	tonnes	share
Switzerland	39 276	52.2%	36 102	23.9%
Algeria	14 743	19.6%	389	0.3%
Norway	7 003	9.3%	19 514	12.9%
United States of America	5 335	7.1%	56 173	37.1%
Serbia	3 339	4.4%	1 332	0.9%

Sorghum				
Destination	MY 2020/21		MY 2019/20	
	tonnes	share	tonnes	share
United Kingdom	2 243.5	67.7%	-----	-----
Jordan	548	16.5%	-----	-----
Serbia	343	10.4%	586	38.8%

* The United Kingdom is no longer a Member State of the European Union, however until the end of the transition period it was still a part of the EU Customs Union. Due to the absence of intra-trade data in the surveillance system, the totals of the EU trade data therefore also include the UK data until 31/12/2020. The data as of 1/1/2021 is therefore not comparable with the data until 31/12/2020.

Week 1 to 39 from 01/07/2020 to 28/03/2021

Résumé / Summary

Import (tonnes)	Residues of starch manufacture CN 2303 10 19	Maize gluten feed CN 2309 90 20	Brewing and distilling dregs and waste CN 23033000	Citrus pulp residues CN 2308 00 40 TARIC_ext 10	Total
BE		110			110
BG			2 820		2 820
CZ	23	1	590		613
DK	1 772	5 068			6 839
DE	10	1	2 942		2 953
EE			262		262
IE		87 013	92 595		179 607
EL		1	637		638
ES		26	111 772		111 797
FR			377		377
HR					
IT			9 602		9 602
CY		6			6
LV		24	1 965		1 989
LT		64	5 004		5 068
LU					
HU			96		96
MT					
NL	2 882	101			2 983
AT					
PL			6 748		6 748
PT		11 953	23 939		35 893
RO		4	905		909
SI					
SK			205		205
FI		3	649		652
SE		42			42
EU*	4 750	125 129	356 612		486 492

* The United Kingdom is no longer a Member State of the European Union, however until the end of the transition period it was still a part of the EU Customs Union. Due to the absence of intra-trade data in the surveillance system, the totals of the EU trade data therefore also include the UK data until 31/12/2020. The data as of 1/1/2021 is therefore not comparable with the data until 31/12/2020.

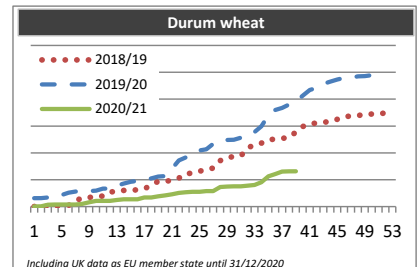
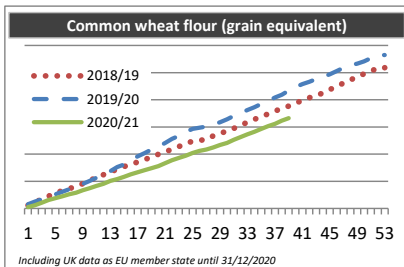
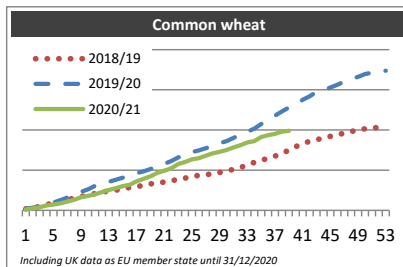
Week 1 to 39 from 01/07/2020 to 28/03/2021

(tonnes)

Common wheat			
week	2018/19	2019/20	2020/21
1	380 930	-	246 599
2	648 383	637 684	485 459
3	975 492	977 240	794 098
4	1 401 784	1 448 244	1 244 971
5	1 888 604	1 963 054	1 476 162
6	2 295 906	2 513 822	1 737 110
7	2 653 632	3 216 967	2 220 555
8	3 036 052	3 720 669	2 668 965
9	3 435 687	4 634 890	3 281 372
10	3 809 996	5 242 288	3 604 723
11	4 162 302	6 111 267	3 999 858
12	4 552 041	6 705 310	4 580 374
13	4 820 646	7 110 313	5 085 591
14	5 041 327	7 620 073	5 555 802
15	5 342 136	8 105 152	6 016 442
16	5 714 900	8 768 326	6 379 392
17	5 892 800	9 260 991	7 233 325
18	6 244 535	9 725 371	7 874 470
19	6 577 425	10 302 872	8 474 698
20	6 755 906	10 950 606	9 293 610
21	7 041 496	11 559 006	9 879 064
22	7 333 340	12 238 923	10 453 386
23	7 729 346	13 191 650	11 536 206
24	8 014 621	13 969 039	12 058 201
25	8 476 965	14 500 960	12 689 363
26	8 708 243	14 892 397	13 013 856
27	8 829 178	15 503 107	13 633 116
28	9 186 902	16 040 869	14 183 211
29	9 436 292	16 732 853	14 557 165
30	9 888 454	17 214 564	15 036 443
31	10 153 304	18 017 661	15 655 331
32	10 616 049	18 864 983	16 221 371
33	11 388 549	19 533 215	16 872 155
34	11 940 803	20 340 927	17 260 743
35	12 461 030	21 478 133	18 247 774
36	12 939 896	22 508 992	18 714 443
37	13 501 096	23 576 835	19 071 317
38	14 281 395	24 648 935	19 597 970
39	14 936 690	25 623 736	19 792 543
40	15 861 735	26 331 024	
41	16 619 582	27 557 137	
42	17 159 088	28 352 332	
43	17 603 329	29 498 032	
44	18 053 168	29 986 220	
45	18 415 085	30 586 614	
46	18 819 349	31 272 389	
47	19 238 858	32 058 028	
48	19 590 571	32 679 212	
49	20 065 190	33 267 819	
50	20 292 695	33 938 316	
51	20 535 449	34 283 798	
52	20 623 778	34 755 332	
53	20 623 778	34 755 332	

Common wheat flour (grain equivalent)			
week	2018/19	2019/20	2020/21
1	11 726	-	4 872
2	21 247	24 937	12 096
3	35 307	33 873	21 030
4	45 380	43 072	31 584
5	56 331	52 226	37 685
6	65 178	61 258	44 672
7	72 738	70 357	52 128
8	80 467	79 537	58 242
9	91 080	90 315	67 312
10	103 058	101 354	74 930
11	114 004	112 903	83 200
12	123 966	125 255	90 834
13	135 518	137 110	101 458
14	143 570	152 530	108 294
15	154 090	161 437	116 679
16	162 167	177 984	125 739
17	171 249	192 003	133 632
18	179 459	203 461	140 806
19	190 020	216 596	148 536
20	199 548	227 602	155 793
21	208 124	240 847	166 635
22	217 431	255 958	177 928
23	227 338	266 692	185 589
24	238 680	281 898	194 551
25	247 838	292 601	204 159
26	251 133	297 481	211 762
27	252 629	301 180	217 138
28	267 146	308 533	224 301
29	276 087	317 018	233 519
30	284 963	327 923	241 541
31	294 547	340 904	252 573
32	306 097	351 427	263 128
33	317 279	362 575	272 698
34	327 912	372 681	282 071
35	337 516	385 287	292 740
36	347 838	395 998	302 824
37	357 887	408 133	311 656
38	368 117	418 851	322 984
39	376 855	433 760	332 260
40	388 167	446 531	
41	396 825	457 872	
42	407 579	466 011	
43	415 513	476 393	
44	425 412	484 940	
45	438 071	493 544	
46	448 407	505 240	
47	461 906	518 076	
48	473 164	526 972	
49	485 413	533 293	
50	495 699	541 748	
51	504 828	553 029	
52	517 974	564 669	
53	517 974	564 669	

Durum wheat			
week	2018/19	2019/20	2020/21
1	609	-	1 327
2	731	62 920	1 753
3	1 267	62 920	14 516
4	1 467	68 154	14 883
5	9 337	86 292	15 291
6	9 338	86 753	15 673
7	42 862	102 837	16 048
8	67 042	111 338	21 301
9	67 226	113 589	32 788
10	76 653	114 667	42 218
11	79 012	118 940	42 946
12	109 963	133 547	43 032
13	110 480	133 857	48 931
14	119 817	155 545	54 892
15	120 050	171 862	54 941
16	125 992	184 124	55 143
17	131 886	190 877	67 680
18	160 063	199 053	68 120
19	187 775	210 099	76 215
20	189 323	223 737	83 031
21	192 675	226 941	91 284
22	211 328	282 411	101 323
23	246 613	343 490	106 972
24	246 918	365 434	110 034
25	263 196	400 373	110 034
26	279 225	419 109	114 647
27	285 976	426 666	114 769
28	342 538	467 102	145 567
29	368 072	467 231	148 750
30	370 864	496 543	150 958
31	378 174	498 105	151 151
32	437 488	512 425	155 721
33	460 494	550 679	161 252
34	472 764	554 796	180 964
35	500 296	597 550	225 453
36	500 480	678 220	242 331
37	507 811	719 818	261 673
38	513 950	735 500	262 628
39	554 494	760 645	262 739
40	595 339	783 107	
41	617 287	826 027	
42	621 415	867 791	
43	628 401	883 459	
44	632 625	914 790	
45	650 701	931 063	
46	669 989	946 179	
47	673 428	957 996	
48	676 919	959 179	
49	688 533	970 064	
50	689 011	971 617	
51	690 306	978 077	
52	697 050	978 104	
53	697 050	978 104	



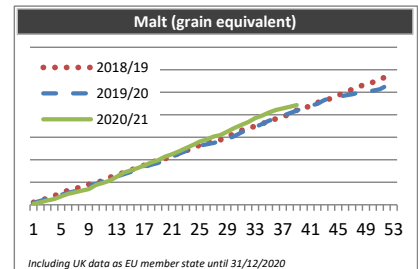
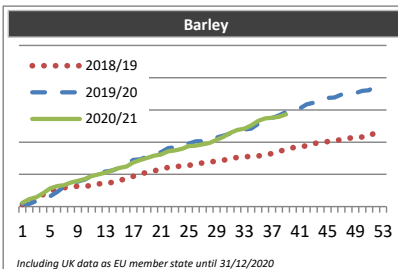
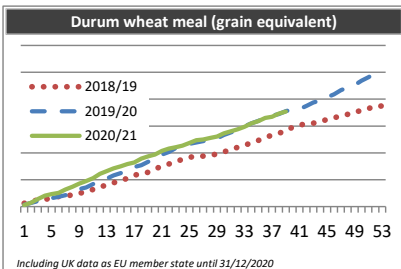
Week 1 to 39 from 01/07/2020 to 28/03/2021

(tonnes)

Durum wheat meal (grain equivalent)			
week	2018/19	2019/20	2020/21
1	6 173	-	2 938
2	10 502	6 820	7 082
3	12 055	10 226	14 007
4	13 645	13 805	20 504
5	15 240	15 888	23 477
6	18 893	18 450	25 648
7	20 147	21 168	31 867
8	21 812	25 745	37 029
9	24 000	32 562	42 831
10	29 053	35 529	47 380
11	31 633	41 774	52 790
12	37 240	45 888	60 848
13	39 434	51 969	66 101
14	44 715	58 106	71 054
15	47 584	62 123	74 770
16	52 827	66 815	79 372
17	58 913	73 678	82 359
18	60 054	76 959	89 403
19	64 073	83 477	93 472
20	69 948	88 268	96 907
21	75 535	96 798	103 638
22	79 170	101 407	107 822
23	84 302	108 641	110 517
24	87 807	111 766	113 479
25	91 935	116 670	118 564
26	93 655	119 548	123 554
27	93 786	121 907	124 918
28	95 642	123 735	127 811
29	97 935	127 018	130 208
30	101 903	133 327	136 107
31	105 534	138 085	139 951
32	110 418	142 780	143 928
33	113 677	149 431	148 617
34	118 796	154 739	154 814
35	123 257	159 667	158 985
36	128 824	166 057	164 921
37	132 847	169 286	167 066
38	136 724	172 209	173 194
39	140 545	177 766	176 916
40	148 190	180 514	
41	151 599	181 491	
42	154 446	187 328	
43	155 528	193 804	
44	158 390	197 387	
45	162 008	203 424	
46	165 517	208 914	
47	168 535	216 656	
48	171 894	221 912	
49	176 966	226 260	
50	178 135	234 255	
51	182 540	240 738	
52	187 211	247 996	
53	187 211	247 996	

Barley			
week	2018/19	2019/20	2020/21
1	131 096	-	233 928
2	186 086	169 376	470 728
3	540 018	337 758	586 712
4	755 975	483 958	831 663
5	949 575	643 505	1 130 666
6	1 068 136	904 136	1 268 298
7	1 175 558	1 228 755	1 333 141
8	1 202 284	1 420 139	1 491 038
9	1 274 453	1 557 085	1 600 529
10	1 275 471	1 681 706	1 714 095
11	1 303 347	1 903 158	1 894 614
12	1 409 309	2 127 843	2 005 566
13	1 421 241	2 168 060	2 109 536
14	1 513 869	2 251 418	2 254 085
15	1 655 553	2 412 055	2 400 370
16	1 691 129	2 672 039	2 480 031
17	1 876 011	2 888 058	2 741 126
18	2 012 428	2 942 536	2 889 268
19	2 133 518	3 105 632	3 024 509
20	2 219 090	3 276 420	3 155 273
21	2 335 377	3 375 606	3 236 213
22	2 434 924	3 624 631	3 430 877
23	2 488 447	3 679 932	3 490 960
24	2 518 983	3 763 870	3 588 482
25	2 555 410	3 911 595	3 750 589
26	2 658 860	4 049 716	3 779 901
27	2 708 515	4 059 332	3 864 674
28	2 784 155	4 155 826	3 955 767
29	2 814 255	4 287 553	4 150 548
30	2 875 445	4 408 900	4 332 731
31	2 990 293	4 548 101	4 581 889
32	3 041 718	4 740 889	4 750 973
33	3 093 244	4 775 918	4 845 956
34	3 118 154	4 836 880	5 037 465
35	3 153 000	5 135 908	5 315 864
36	3 184 186	5 333 994	5 474 437
37	3 296 956	5 506 704	5 512 175
38	3 434 361	5 659 110	5 576 108
39	3 541 311	5 870 780	5 723 351
40	3 649 890	5 957 895	
41	3 731 757	6 088 968	
42	3 768 746	6 342 421	
43	3 916 259	6 445 131	
44	3 950 467	6 610 799	
45	4 030 022	6 749 591	
46	4 080 753	6 773 159	
47	4 157 756	6 960 607	
48	4 239 928	7 030 441	
49	4 321 182	7 036 380	
50	4 323 630	7 172 922	
51	4 356 754	7 215 539	
52	4 638 043	7 624 788	
53	4 638 043	7 624 788	

Malt (grain equivalent)			
week	2018/19	2019/20	2020/21
1	54 231	-	21 010
2	92 567	87 671	58 871
3	148 183	131 899	94 276
4	199 517	177 222	126 885
5	263 644	224 550	186 467
6	319 214	264 424	242 313
7	358 580	302 841	278 562
8	401 918	356 881	313 531
9	453 094	420 686	347 451
10	491 136	464 408	440 415
11	534 738	515 490	484 784
12	605 971	566 006	537 819
13	669 038	627 834	623 799
14	714 991	679 372	711 509
15	775 743	728 177	765 516
16	820 065	781 424	812 690
17	880 504	838 799	873 191
18	946 620	887 831	940 313
19	985 768	930 552	990 306
20	1 025 026	999 893	1 071 783
21	1 072 660	1 064 467	1 121 393
22	1 145 381	1 132 095	1 187 098
23	1 198 201	1 190 612	1 259 560
24	1 264 664	1 252 858	1 329 903
25	1 324 420	1 313 469	1 403 278
26	1 369 433	1 343 816	1 449 657
27	1 408 092	1 374 853	1 516 220
28	1 444 891	1 415 267	1 549 722
29	1 502 991	1 466 061	1 628 809
30	1 589 299	1 523 379	1 706 033
31	1 652 577	1 606 350	1 774 005
32	1 695 811	1 669 766	1 840 033
33	1 749 748	1 729 019	1 924 558
34	1 797 173	1 791 255	1 979 178
35	1 857 955	1 866 821	2 049 000
36	1 907 264	1 912 221	2 106 012
37	1 956 942	1 972 733	2 139 889
38	2 016 057	2 038 139	2 175 863
39	2 099 340	2 093 465	2 215 609
40	2 146 005	2 163 454	
41	2 197 536	2 200 046	
42	2 271 846	2 243 313	
43	2 307 076	2 330 446	
44	2 371 325	2 373 188	
45	2 435 400	2 400 201	
46	2 497 176	2 428 784	
47	2 567 571	2 456 595	
48	2 625 783	2 493 002	
49	2 682 229	2 509 777	
50	2 723 796	2 536 542	
51	2 771 223	2 567 457	
52	2 863 330	2 647 597	
53	2 863 330	2 647 597	



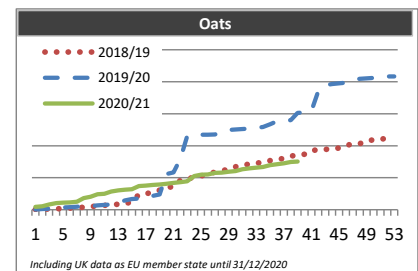
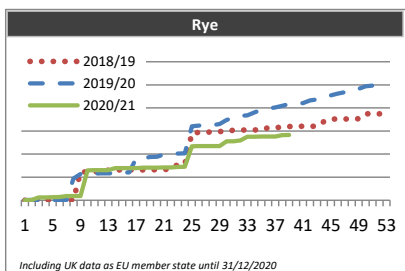
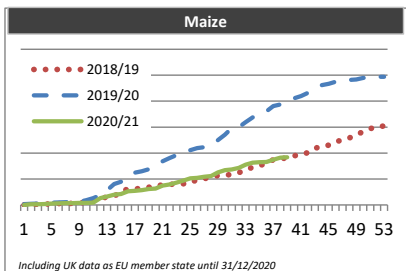
Week 1 to 39 from 01/07/2020 to 28/03/2021

(tonnes)

Maize			
week	2018/19	2019/20	2020/21
1	5 442	-	1 338
2	10 875	46 352	27 536
3	22 167	52 472	30 132
4	33 521	66 400	37 912
5	37 317	86 002	56 341
6	50 506	97 673	60 801
7	53 402	102 782	68 203
8	58 718	111 913	71 563
9	64 580	125 739	78 596
10	135 460	181 768	82 465
11	182 142	262 627	86 507
12	244 408	377 070	267 949
13	305 593	573 257	327 659
14	321 905	804 507	398 603
15	547 141	890 335	417 643
16	604 405	1 078 162	524 491
17	620 014	1 240 987	544 578
18	632 839	1 299 197	567 124
19	687 985	1 377 297	618 196
20	690 370	1 513 237	633 825
21	786 703	1 678 507	748 697
22	793 186	1 804 040	785 454
23	811 143	1 914 718	859 704
24	818 085	2 031 524	939 660
25	838 483	2 112 346	1 027 907
26	984 239	2 190 722	1 044 197
27	1 005 850	2 229 617	1 085 492
28	1 086 360	2 411 901	1 116 562
29	1 129 983	2 492 707	1 252 223
30	1 147 368	2 705 260	1 336 782
31	1 170 649	2 958 117	1 368 462
32	1 246 210	2 995 488	1 426 399
33	1 341 550	3 186 443	1 553 272
34	1 451 182	3 372 441	1 626 272
35	1 520 195	3 473 942	1 645 256
36	1 603 491	3 611 098	1 653 271
37	1 742 513	3 814 310	1 743 656
38	1 765 596	3 873 774	1 822 717
39	1 832 034	3 994 046	1 837 093
40	1 893 325	4 108 919	
41	1 942 607	4 197 266	
42	2 016 620	4 316 748	
43	2 180 485	4 455 334	
44	2 261 130	4 614 471	
45	2 307 962	4 673 252	
46	2 431 556	4 748 726	
47	2 503 680	4 804 469	
48	2 588 527	4 818 650	
49	2 700 349	4 835 549	
50	2 832 723	4 896 637	
51	2 934 528	4 905 423	
52	3 035 698	4 939 104	
53	3 035 698	4 939 104	

Rye			
week	2018/19	2019/20	2020/21
1	50	-	202
2	116	628	546
3	216	631	6 199
4	283	631	6 306
5	371	671	6 813
6	397	748	6 924
7	467	843	9 063
8	511	47 071	9 214
9	61 283	56 750	9 286
10	61 345	56 869	64 603
11	62 014	57 988	65 212
12	62 081	58 120	65 389
13	65 452	58 160	65 440
14	65 523	58 273	69 657
15	65 748	60 267	69 657
16	65 749	60 267	69 755
17	65 750	90 675	69 806
18	65 777	90 886	70 428
19	65 885	93 835	70 497
20	66 413	94 428	70 549
21	66 536	99 097	70 952
22	67 128	100 744	71 230
23	77 362	101 052	72 191
24	77 482	101 812	72 637
25	145 566	160 351	117 104
26	147 168	161 493	117 222
27	147 168	162 592	117 222
28	148 646	162 593	117 310
29	148 677	165 178	117 407
30	149 019	174 148	127 513
31	151 890	178 443	127 613
32	152 029	182 680	129 889
33	152 135	183 973	137 621
34	152 191	190 035	137 645
35	152 191	195 599	137 908
36	157 496	198 803	137 922
37	157 565	201 312	138 112
38	157 895	204 540	141 069
39	159 802	208 552	141 487
40	160 095	209 550	
41	160 095	210 624	
42	160 095	216 194	
43	160 158	218 445	
44	170 663	223 927	
45	176 033	227 061	
46	176 033	231 338	
47	176 192	233 930	
48	176 232	240 345	
49	176 295	241 682	
50	187 121	246 769	
51	187 167	248 490	
52	187 254	252 487	
53	187 254	252 487	

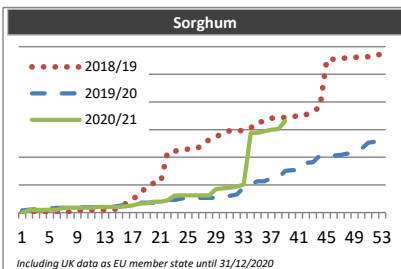
Oats			
week	2018/19	2019/20	2020/21
1	482	-	4 443
2	851	930	5 175
3	1 107	1 418	8 319
4	1 470	3 129	10 274
5	1 850	3 685	10 893
6	2 410	3 968	11 455
7	2 832	4 564	12 539
8	3 747	5 315	18 233
9	4 692	5 865	20 115
10	5 899	6 666	24 001
11	6 762	7 499	24 964
12	7 696	8 192	28 370
13	8 478	10 856	30 245
14	9 206	14 515	31 204
15	12 533	16 797	31 907
16	23 831	17 486	36 852
17	24 798	18 235	37 537
18	27 275	21 508	38 723
19	30 731	23 787	39 482
20	34 927	55 844	40 443
21	35 941	58 386	42 058
22	45 936	79 070	43 067
23	47 783	114 828	44 332
24	51 244	115 819	52 574
25	52 463	117 167	54 624
26	56 082	117 342	54 945
27	58 458	117 534	57 507
28	61 306	120 899	57 886
29	62 464	124 593	59 431
30	67 095	125 256	60 536
31	68 472	126 001	63 297
32	71 802	126 774	64 623
33	73 000	127 889	65 784
34	73 846	129 202	66 881
35	76 647	133 745	69 754
36	78 205	138 019	71 088
37	80 408	138 831	72 538
38	83 668	139 815	74 511
39	85 387	151 303	75 288
40	86 513	152 057	
41	92 708	154 497	
42	93 343	185 388	
43	94 163	194 509	
44	95 455	196 583	
45	96 202	197 590	
46	100 465	198 687	
47	102 501	202 875	
48	103 194	204 762	
49	107 967	205 423	
50	108 937	206 120	
51	110 247	207 210	
52	111 707	208 293	
53	111 707	208 293	



Week 1 to 39 from 01/07/2020 to 28/03/2021

(tonnes)

Sorghum			
week	2018/19	2019/20	2020/21
1	0	-	0
2	21	100	99
3	21	124	99
4	21	150	99
5	21	152	100
6	21	173	101
7	21	173	177
8	22	173	177
9	71	194	177
10	96	197	177
11	96	197	177
12	96	197	202
13	96	199	204
14	96	199	204
15	164	244	204
16	332	285	228
17	500	309	258
18	659	360	329
19	946	360	331
20	1 067	361	388
21	1 113	456	388
22	2 172	456	439
23	2 224	458	613
24	2 249	503	624
25	2 298	529	624
26	2 298	529	624
27	2 419	529	624
28	2 643	530	624
29	2 742	530	851
30	2 862	556	880
31	2 962	608	903
32	2 962	654	931
33	2 962	907	1 014
34	3 060	1 027	2 885
35	3 266	1 127	2 886
36	3 295	1 127	2 939
37	3 418	1 247	2 996
38	3 419	1 247	3 023
39	3 443	1 511	3 314
40	3 443	1 536	
41	3 542	1 536	
42	3 542	1 796	
43	3 665	1 820	
44	3 812	2 059	
45	5 547	2 059	
46	5 548	2 063	
47	5 589	2 088	
48	5 589	2 137	
49	5 614	2 281	
50	5 638	2 306	
51	5 638	2 524	
52	5 712	2 562	
53	5 712	2 562	



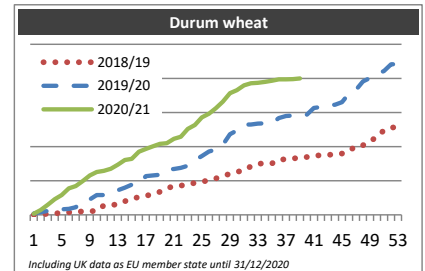
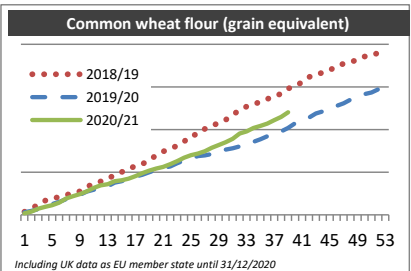
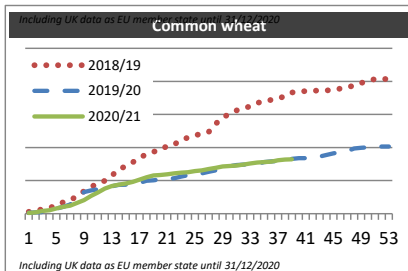
Week 1 to 39 from 01/07/2020 to 28/03/2021

(tonnes)

Common wheat			
week	2018/19	2019/20	2020/21
1	57 273	-	22 112
2	71 580	38 366	43 489
3	144 078	51 421	84 200
4	180 672	102 005	107 266
5	243 244	156 035	159 722
6	347 345	205 759	205 610
7	402 672	281 272	245 448
8	533 814	458 102	325 711
9	685 139	651 685	409 721
10	816 409	701 468	538 149
11	906 928	737 816	640 515
12	996 586	795 418	761 343
13	1 142 409	830 102	832 681
14	1 350 356	871 395	874 911
15	1 429 918	879 681	914 253
16	1 552 922	900 950	962 812
17	1 692 412	930 041	1 028 263
18	1 797 405	994 104	1 098 827
19	1 875 316	1 007 899	1 159 485
20	1 915 418	1 039 529	1 172 296
21	2 052 118	1 052 883	1 188 225
22	2 089 819	1 071 394	1 218 437
23	2 237 756	1 120 454	1 242 742
24	2 301 730	1 160 854	1 254 156
25	2 371 845	1 206 778	1 289 742
26	2 417 811	1 218 655	1 309 965
27	2 472 505	1 264 623	1 352 468
28	2 716 636	1 309 793	1 383 816
29	2 905 160	1 368 246	1 427 614
30	3 013 973	1 434 339	1 443 097
31	3 119 040	1 471 644	1 455 243
32	3 181 631	1 487 151	1 481 106
33	3 248 449	1 492 036	1 519 906
34	3 350 986	1 504 342	1 545 473
35	3 392 706	1 558 802	1 561 091
36	3 442 794	1 578 838	1 574 380
37	3 486 754	1 593 168	1 619 233
38	3 556 328	1 623 991	1 634 957
39	3 667 714	1 654 538	1 644 743
40	3 689 113	1 677 376	
41	3 706 506	1 682 030	
42	3 713 579	1 711 539	
43	3 725 424	1 726 510	
44	3 728 534	1 774 517	
45	3 743 009	1 826 514	
46	3 780 991	1 857 014	
47	3 822 311	1 894 402	
48	3 872 054	1 974 245	
49	3 952 280	1 990 862	
50	4 016 758	2 006 800	
51	4 067 821	2 017 543	
52	4 072 015	2 030 450	
53	4 072 015	2 030 450	

Common wheat flour (grain equivalent)			
week	2018/19	2019/20	2020/21
1	721	-	364
2	1 547	897	774
3	2 310	1 333	1 454
4	3 334	2 112	1 873
5	3 766	2 555	2 273
6	4 227	3 012	2 867
7	4 628	3 658	3 817
8	5 146	4 310	4 369
9	5 516	4 711	4 854
10	6 661	5 460	5 497
11	7 202	5 861	6 299
12	7 836	6 245	6 892
13	8 601	6 705	7 204
14	9 261	7 573	7 877
15	10 062	7 903	8 130
16	10 583	8 538	8 491
17	11 540	8 994	9 074
18	11 948	9 380	9 754
19	12 775	10 002	10 353
20	14 006	10 523	10 834
21	14 845	11 014	11 233
22	15 497	11 371	11 864
23	16 229	12 095	12 576
24	17 203	12 744	13 385
25	18 568	13 240	14 006
26	18 934	13 774	14 359
27	20 181	13 955	14 890
28	20 842	14 256	15 741
29	21 556	14 818	16 370
30	22 263	15 276	17 005
31	23 449	15 639	17 842
32	24 585	16 052	19 082
33	25 395	16 800	19 557
34	25 865	17 128	20 371
35	26 519	17 743	20 855
36	27 200	18 403	21 420
37	27 742	19 029	22 219
38	28 440	19 572	22 983
39	29 601	20 391	24 052
40	30 165	21 456	
41	31 149	22 116	
42	32 315	22 783	
43	32 982	23 777	
44	33 324	24 277	
45	33 960	25 000	
46	34 861	25 561	
47	35 438	26 138	
48	35 828	27 028	
49	36 357	27 697	
50	37 136	28 300	
51	37 412	28 685	
52	37 991	29 453	
53	37 991	29 453	

Durum wheat			
week	2018/19	2019/20	2020/21
1	1 446	-	15 910
2	10 104	39 879	70 589
3	11 775	58 275	148 727
4	24 458	59 066	228 769
5	24 720	80 934	290 923
6	37 321	88 188	389 351
7	41 971	111 407	421 013
8	51 748	206 396	497 085
9	52 153	226 295	576 827
10	57 900	289 834	628 124
11	136 857	290 047	643 468
12	146 158	339 097	674 436
13	151 054	362 832	736 081
14	200 231	396 823	802 094
15	237 146	441 549	821 648
16	259 183	448 379	924 355
17	280 960	567 226	966 163
18	298 846	578 692	1 003 356
19	337 502	587 680	1 041 146
20	387 810	665 108	1 050 712
21	422 343	670 756	1 114 180
22	428 424	687 537	1 146 252
23	442 282	719 118	1 258 285
24	467 715	805 212	1 318 719
25	481 142	861 414	1 428 851
26	510 910	927 707	1 483 610
27	533 971	954 613	1 562 712
28	569 053	1 027 644	1 657 037
29	602 690	1 183 351	1 784 310
30	631 492	1 236 011	1 828 752
31	646 744	1 322 810	1 899 260
32	712 005	1 324 992	1 927 163
33	749 220	1 339 083	1 936 321
34	751 963	1 342 266	1 948 506
35	752 033	1 345 899	1 965 857
36	810 696	1 417 293	1 986 529
37	814 522	1 448 181	1 986 617
38	824 366	1 454 050	1 988 674
39	841 639	1 459 298	1 999 514
40	846 383	1 468 894	
41	864 715	1 565 659	
42	876 172	1 579 446	
43	879 668	1 603 442	
44	888 338	1 615 539	
45	898 036	1 650 263	
46	932 727	1 776 149	
47	1 011 821	1 832 535	
48	1 019 007	1 955 741	
49	1 078 687	2 005 500	
50	1 145 123	2 067 201	
51	1 239 682	2 106 620	
52	1 280 738	2 206 867	
53	1 280 738	2 206 867	



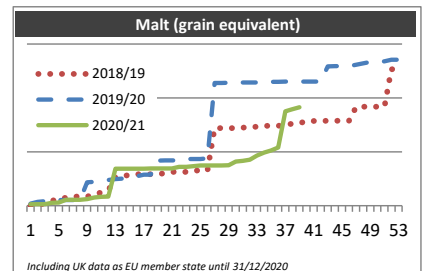
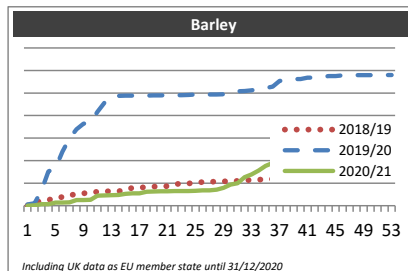
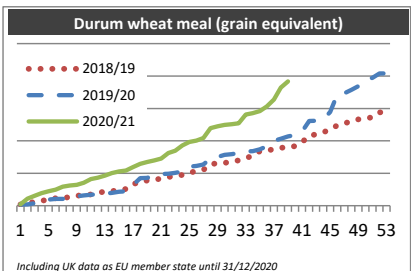
Week 1 to 39 from 01/07/2020 to 28/03/2021

(tonnes)

Durum wheat meal (grain equivalent)			
week	2018/19	2019/20	2020/21
1	19	-	21
2	38	22	108
3	59	36	150
4	79	75	194
5	85	95	223
6	116	106	247
7	124	106	294
8	131	134	312
9	153	144	321
10	168	158	353
11	174	169	410
12	199	178	432
13	220	187	465
14	224	199	502
15	235	214	528
16	258	222	542
17	338	318	597
18	350	424	646
19	388	429	672
20	402	472	697
21	418	488	727
22	444	494	812
23	459	508	847
24	473	526	929
25	510	604	984
26	530	615	1 006
27	552	633	1 042
28	639	732	1 197
29	656	753	1 223
30	660	784	1 245
31	681	794	1 258
32	698	812	1 270
33	735	836	1 408
34	769	843	1 429
35	842	869	1 460
36	849	916	1 532
37	874	1 001	1 638
38	893	1 033	1 822
39	897	1 067	1 917
40	921	1 089	
41	978	1 142	
42	1 081	1 306	
43	1 102	1 311	
44	1 132	1 330	
45	1 174	1 446	
46	1 237	1 716	
47	1 269	1 734	
48	1 300	1 788	
49	1 330	1 844	
50	1 345	1 954	
51	1 363	1 970	
52	1 440	2 040	
53	1 440	2 040	

Barley			
week	2018/19	2019/20	2020/21
1	375	-	15
2	17 964	11 034	1 736
3	18 246	66 804	6 899
4	25 200	151 795	6 902
5	35 175	167 048	13 520
6	38 825	240 193	13 722
7	48 617	298 686	14 445
8	49 090	338 676	24 701
9	54 651	364 018	25 509
10	58 149	370 412	26 468
11	61 968	416 796	44 307
12	63 911	456 839	45 208
13	64 338	484 584	46 951
14	64 413	487 743	47 223
15	71 543	487 929	52 559
16	79 456	488 381	54 429
17	79 505	488 773	54 429
18	83 205	488 774	61 714
19	84 385	489 027	63 015
20	86 493	489 027	64 307
21	86 688	490 205	64 413
22	94 683	490 205	64 592
23	98 480	490 872	64 716
24	98 555	490 936	65 502
25	101 624	493 575	66 521
26	104 663	493 575	68 056
27	106 159	493 631	68 323
28	106 664	493 875	71 624
29	108 135	494 151	78 833
30	109 211	506 260	93 150
31	109 951	507 913	99 846
32	112 846	508 927	126 339
33	113 967	511 932	138 991
34	115 430	518 024	156 146
35	118 256	522 024	176 673
36	118 305	528 225	189 321
37	118 380	554 219	203 087
38	118 419	554 418	208 575
39	121 247	561 890	209 380
40	121 887	562 391	
41	122 463	567 887	
42	123 616	568 130	
43	123 690	571 281	
44	123 769	574 773	
45	123 897	575 048	
46	123 924	578 405	
47	123 953	579 778	
48	125 030	579 808	
49	125 081	579 822	
50	125 156	579 838	
51	125 157	579 841	
52	125 158	579 841	
53	125 158	579 841	

Malt (grain equivalent)			
week	2018/19	2019/20	2020/21
1	0	-	134
2	0	356	135
3	258	412	139
4	467	522	271
5	603	522	285
6	737	522	551
7	837	522	551
8	837	523	553
9	837	2 182	621
10	1 035	2 216	756
11	1 230	2 320	824
12	1 428	2 379	851
13	2 641	2 472	3 437
14	2 774	2 506	3 438
15	2 842	2 598	3 439
16	2 910	2 719	3 439
17	2 910	2 873	3 439
18	2 910	2 874	3 460
19	2 936	4 174	3 460
20	3 003	4 213	3 464
21	3 131	4 213	3 464
22	3 131	4 214	3 599
23	3 132	4 337	3 599
24	3 264	4 337	3 667
25	3 265	4 337	3 733
26	3 265	4 395	3 735
27	7 191	11 396	3 735
28	7 192	11 396	3 735
29	7 192	11 399	3 750
30	7 192	11 400	4 091
31	7 245	11 420	4 150
32	7 299	11 421	4 273
33	7 325	11 421	4 650
34	7 407	11 422	4 926
35	7 408	11 489	5 116
36	7 409	11 489	5 402
37	7 513	11 515	8 750
38	7 594	11 515	8 944
39	7 652	11 517	9 132
40	7 857	11 518	
41	7 857	11 518	
42	7 857	11 519	
43	7 884	12 936	
44	7 885	12 937	
45	7 885	12 938	
46	7 885	12 938	
47	9 171	13 071	
48	9 189	13 205	
49	9 189	13 337	
50	9 192	13 339	
51	9 192	13 406	
52	12 662	13 541	
53	12 662	13 541	



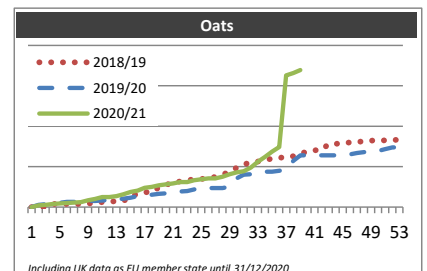
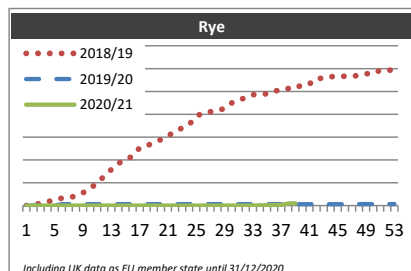
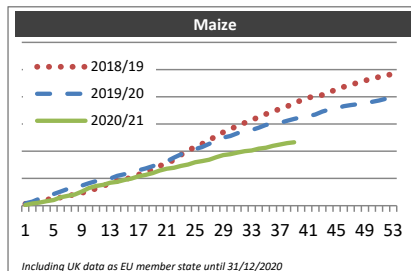
Week 1 to 39 from 01/07/2020 to 28/03/2021

(tonnes)

Maize			
week	2018/19	2019/20	2020/21
1	339 948	-	124 748
2	685 360	761 480	419 378
3	964 977	1 303 277	595 271
4	1 072 417	1 679 964	815 972
5	1 372 439	2 125 219	1 042 931
6	1 510 818	2 624 894	1 560 728
7	1 780 203	3 052 365	1 821 390
8	2 082 617	3 169 044	2 040 073
9	2 345 560	3 696 252	2 599 754
10	2 792 074	4 136 660	3 232 831
11	3 126 443	4 528 276	3 612 176
12	3 618 879	4 793 938	3 829 175
13	4 143 948	4 996 710	4 219 341
14	4 569 734	5 487 614	4 402 520
15	4 855 275	5 763 749	4 727 179
16	5 136 296	6 170 566	4 963 264
17	5 695 886	6 499 193	5 400 169
18	6 119 187	6 842 847	5 666 463
19	6 724 340	7 283 908	6 008 380
20	7 307 046	7 708 630	6 471 695
21	7 765 391	8 142 803	6 790 205
22	8 398 542	8 844 476	6 971 065
23	9 326 226	9 403 412	7 298 071
24	10 052 176	9 873 064	7 565 524
25	10 850 555	10 401 380	7 974 644
26	11 356 572	10 790 656	8 186 468
27	11 876 441	11 365 393	8 431 241
28	12 979 679	11 849 266	8 934 803
29	13 475 648	12 524 361	9 304 562
30	14 045 703	12 789 754	9 474 547
31	14 710 460	13 295 857	9 745 709
32	15 235 082	13 743 508	10 000 134
33	15 681 866	13 902 666	10 139 861
34	16 316 370	14 347 747	10 462 753
35	16 839 135	14 826 228	10 644 666
36	17 328 306	15 008 150	10 973 234
37	17 752 349	15 214 352	11 251 578
38	18 211 609	15 616 231	11 485 228
39	18 909 117	15 952 634	11 646 175
40	19 323 445	16 223 398	
41	19 853 532	16 449 774	
42	20 126 406	16 732 118	
43	20 357 495	17 293 881	
44	20 840 305	17 667 083	
45	21 420 875	17 893 327	
46	21 837 608	18 286 008	
47	22 159 941	18 491 521	
48	22 629 487	18 664 698	
49	22 970 264	18 893 326	
50	23 339 028	19 067 430	
51	23 645 621	19 344 135	
52	24 058 195	19 652 068	
53	24 058 195	19 652 068	

Rye			
week	2018/19	2019/20	2020/21
1	0	-	0
2	3 565	0	0
3	4 151	0	0
4	8 756	0	2
5	12 239	0	2
6	16 058	2 981	2
7	17 501	2 981	2
8	20 925	2 981	2
9	28 290	2 981	2
10	36 174	2 981	2
11	50 294	2 981	2
12	63 900	2 981	2
13	78 794	2 981	2
14	92 886	2 981	2
15	98 561	2 981	2
16	109 138	2 981	2
17	126 075	3 026	8
18	130 898	3 092	8
19	138 244	3 092	8
20	144 518	3 092	8
21	153 543	3 092	8
22	161 269	3 192	9
23	170 287	3 192	9
24	177 918	3 214	9
25	195 344	3 214	10
26	203 459	3 214	10
27	205 210	3 214	10
28	207 297	3 236	10
29	213 264	3 236	10
30	224 736	3 236	10
31	232 053	3 236	10
32	235 502	3 239	10
33	242 908	3 239	10
34	243 752	3 240	387
35	244 896	3 240	1 031
36	251 574	3 240	1 031
37	251 856	3 248	1 308
38	256 529	3 248	4 414
39	256 549	3 248	5 094
40	265 717	3 248	
41	266 589	3 248	
42	278 655	3 248	
43	278 655	3 248	
44	282 360	3 248	
45	282 946	3 248	
46	283 030	3 248	
47	283 030	3 248	
48	285 398	3 249	
49	288 814	3 249	
50	288 814	3 249	
51	296 579	3 249	
52	296 579	3 249	
53	296 579	3 249	

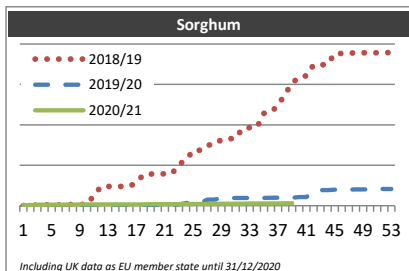
Oats			
week	2018/19	2019/20	2020/21
1	0	-	0
2	0	113	88
3	1	141	110
4	155	188	154
5	155	215	176
6	155	262	198
7	156	262	220
8	159	284	243
9	181	307	337
10	205	307	404
11	246	329	492
12	270	351	492
13	292	374	541
14	292	418	637
15	549	462	744
16	650	545	821
17	734	568	958
18	734	610	1 002
19	975	654	1 073
20	1 079	677	1 125
21	1 263	707	1 169
22	1 263	770	1 237
23	1 353	792	1 242
24	1 354	876	1 330
25	1 398	943	1 379
26	1 398	943	1 423
27	1 498	944	1 423
28	1 619	944	1 497
29	1 736	1 008	1 625
30	1 944	1 424	1 717
31	2 128	1 600	1 778
32	2 187	1 630	1 960
33	2 255	1 674	2 237
34	2 323	1 746	2 486
35	2 396	1 748	2 743
36	2 419	1 792	2 972
37	2 507	1 849	6 517
38	2 512	2 290	6 628
39	2 661	2 557	6 779
40	2 727	2 557	
41	2 816	2 557	
42	2 825	2 557	
43	3 119	2 558	
44	3 127	2 558	
45	3 149	2 582	
46	3 196	2 604	
47	3 226	2 670	
48	3 256	2 715	
49	3 286	2 738	
50	3 286	2 776	
51	3 302	2 864	
52	3 325	2 953	
53	3 325	2 953	

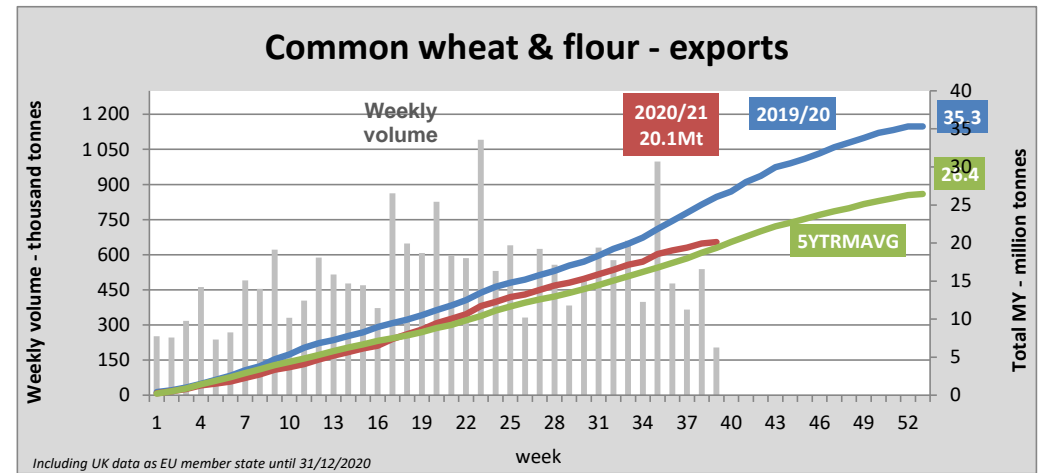
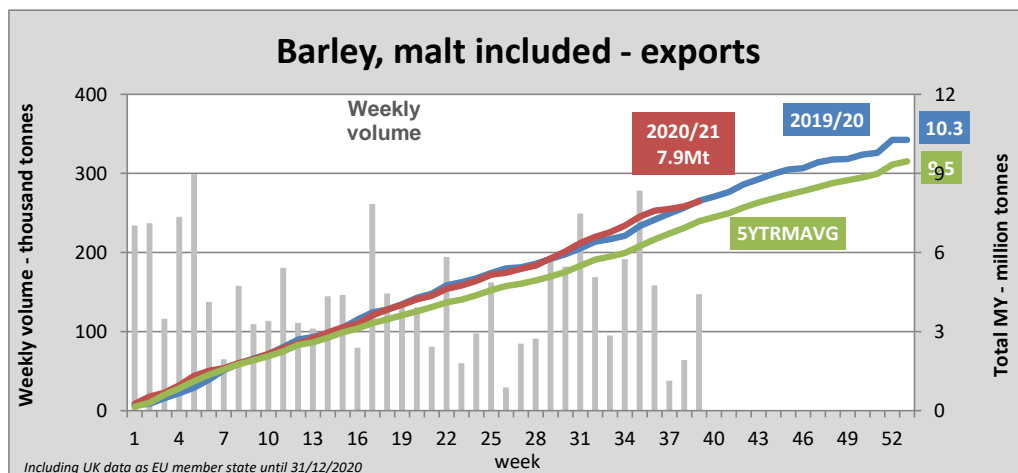
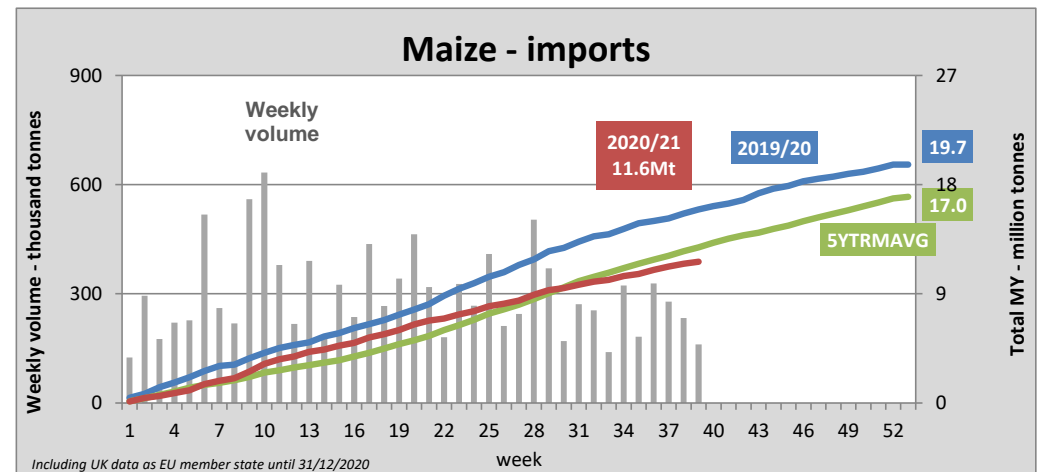
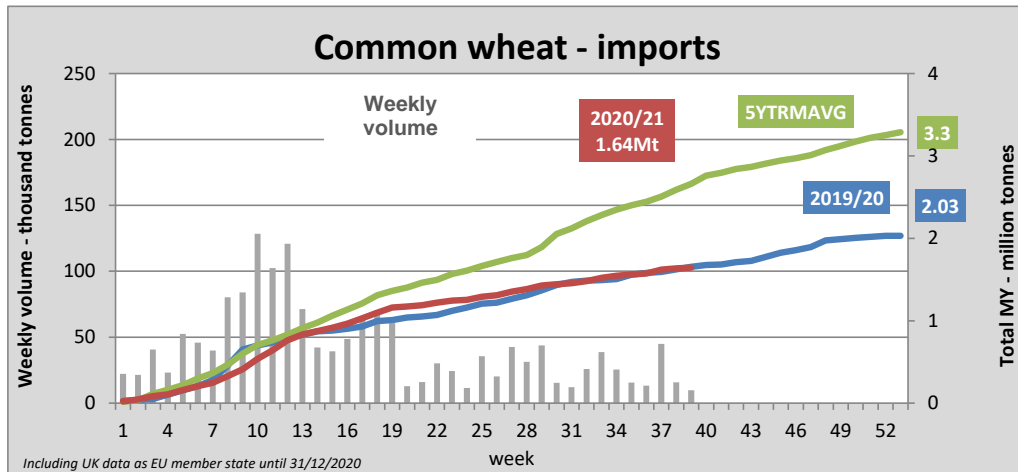


Week 1 to 39 from 01/07/2020 to 28/03/2021

(tonnes)

Sorghum			
week	2018/19	2019/20	2020/21
1	471	-	2 653
2	1 664	472	2 727
3	2 873	583	5 479
4	3 806	789	5 531
5	4 196	852	5 627
6	4 382	945	5 695
7	4 480	1 052	5 697
8	6 269	1 137	5 721
9	6 346	1 244	6 172
10	6 524	1 354	6 174
11	51 675	1 510	6 243
12	94 918	1 780	6 269
13	94 943	1 850	6 364
14	95 403	1 892	6 387
15	95 405	2 109	6 409
16	95 547	2 262	6 539
17	115 770	2 352	6 629
18	154 730	2 379	6 835
19	156 334	2 473	6 966
20	156 589	2 675	7 168
21	157 484	2 941	7 623
22	158 044	3 203	7 789
23	206 385	6 533	7 926
24	225 844	13 531	8 125
25	274 592	13 828	8 282
26	274 641	13 918	8 461
27	300 141	30 270	8 818
28	300 301	30 485	9 200
29	328 284	37 223	9 359
30	331 661	37 489	9 520
31	331 957	37 775	9 652
32	384 203	38 117	10 060
33	386 397	38 317	10 482
34	386 799	38 649	10 776
35	457 053	38 802	10 880
36	462 258	39 086	11 038
37	498 241	39 327	11 237
38	552 372	39 598	11 500
39	606 089	39 732	11 903
40	637 893	42 902	
41	642 970	43 112	
42	696 329	76 240	
43	696 524	76 819	
44	699 187	77 061	
45	752 953	79 554	
46	753 406	79 736	
47	755 438	79 761	
48	755 814	80 094	
49	756 483	80 226	
50	756 598	80 385	
51	756 889	82 471	
52	757 362	82 653	
53	757 362	82 653	





Calendar of Marketing Year weeks

Week	2018/19		2019/20		2020/21	
	Start	End	Start	End	Start	End
1	01/07/2018	08/07/2018	01/07/2019	07/07/2019	01/07/2020	05/07/2020
2	09/07/2018	15/07/2018	08/07/2019	14/07/2019	06/07/2020	12/07/2020
3	16/07/2018	22/07/2018	15/07/2019	21/07/2019	13/07/2020	19/07/2020
4	23/07/2018	29/07/2018	22/07/2019	28/07/2019	20/07/2020	26/07/2020
5	30/07/2018	05/08/2018	29/07/2019	04/08/2019	27/07/2020	02/08/2020
6	06/08/2018	12/08/2018	05/08/2019	11/08/2019	03/08/2020	09/08/2020
7	13/08/2018	19/08/2018	12/08/2019	18/08/2019	10/08/2020	16/08/2020
8	20/08/2018	26/08/2018	19/08/2019	25/08/2019	17/08/2020	23/08/2020
9	27/08/2018	02/09/2018	26/08/2019	01/09/2019	24/08/2020	30/08/2020
10	03/09/2018	09/09/2018	02/09/2019	08/09/2019	31/08/2020	06/09/2020
11	10/09/2018	16/09/2018	09/09/2019	15/09/2019	07/09/2020	13/09/2020
12	17/09/2018	23/09/2018	16/09/2019	22/09/2019	14/09/2020	20/09/2020
13	24/09/2018	30/09/2018	23/09/2019	29/09/2019	21/09/2020	27/09/2020
14	01/10/2018	07/10/2018	30/09/2019	06/10/2019	28/09/2020	04/10/2020
15	08/10/2018	14/10/2018	07/10/2019	13/10/2019	05/10/2020	11/10/2020
16	15/10/2018	21/10/2018	14/10/2019	20/10/2019	12/10/2020	18/10/2020
17	22/10/2018	28/10/2018	21/10/2019	27/10/2019	19/10/2020	25/10/2020
18	29/10/2018	04/11/2018	28/10/2019	03/11/2019	26/10/2020	01/11/2020
19	05/11/2018	11/11/2018	04/11/2019	10/11/2019	02/11/2020	08/11/2020
20	12/11/2018	18/11/2018	11/11/2019	17/11/2019	09/11/2020	15/11/2020
21	19/11/2018	25/11/2018	18/11/2019	24/11/2019	16/11/2020	22/11/2020
22	26/11/2018	02/12/2018	25/11/2019	01/12/2019	23/11/2020	29/11/2020
23	03/12/2018	09/12/2018	02/12/2019	08/12/2019	30/11/2020	06/12/2020
24	10/12/2018	16/12/2018	09/12/2019	15/12/2019	07/12/2020	13/12/2020
25	17/12/2018	23/12/2018	16/12/2019	22/12/2019	14/12/2020	20/12/2020
26	24/12/2018	30/12/2018	23/12/2019	29/12/2019	21/12/2020	27/12/2020
27	31/12/2018	06/01/2019	30/12/2019	05/01/2020	28/12/2020	03/01/2021
28	07/01/2019	13/01/2019	06/01/2020	12/01/2020	04/01/2021	10/01/2021
29	14/01/2019	20/01/2019	13/01/2020	19/01/2020	11/01/2021	17/01/2021
30	21/01/2019	27/01/2019	20/01/2020	26/01/2020	18/01/2021	24/01/2021
31	28/01/2019	03/02/2019	27/01/2020	02/02/2020	25/01/2021	31/01/2021
32	04/02/2019	10/02/2019	03/02/2020	09/02/2020	01/02/2021	07/02/2021
33	11/02/2019	17/02/2019	10/02/2020	16/02/2020	08/02/2021	14/02/2021
34	18/02/2019	24/02/2019	17/02/2020	23/02/2020	15/02/2021	21/02/2021
35	25/02/2019	03/03/2019	24/02/2020	01/03/2020	22/02/2021	28/02/2021
36	04/03/2019	10/03/2019	02/03/2020	08/03/2020	01/03/2021	07/03/2021
37	11/03/2019	17/03/2019	09/03/2020	15/03/2020	08/03/2021	14/03/2021
38	18/03/2019	24/03/2019	16/03/2020	22/03/2020	15/03/2021	21/03/2021
39	25/03/2019	31/03/2019	23/03/2020	29/03/2020	22/03/2021	28/03/2021
40	01/04/2019	07/04/2019	30/03/2020	05/04/2020	29/03/2021	04/04/2021
41	08/04/2019	14/04/2019	06/04/2020	12/04/2020	05/04/2021	11/04/2021
42	15/04/2019	21/04/2019	13/04/2020	19/04/2020	12/04/2021	18/04/2021
43	22/04/2019	28/04/2019	20/04/2020	26/04/2020	19/04/2021	25/04/2021
44	29/04/2019	05/05/2019	27/04/2020	03/05/2020	26/04/2021	02/05/2021
45	06/05/2019	12/05/2019	04/05/2020	10/05/2020	03/05/2021	09/05/2021
46	13/05/2019	19/05/2019	11/05/2020	17/05/2020	10/05/2021	16/05/2021
47	20/05/2019	26/05/2019	18/05/2020	24/05/2020	17/05/2021	23/05/2021
48	27/05/2019	02/06/2019	25/05/2020	31/05/2020	24/05/2021	30/05/2021
49	03/06/2019	09/06/2019	01/06/2020	07/06/2020	31/05/2021	06/06/2021
50	10/06/2019	16/06/2019	08/06/2020	14/06/2020	07/06/2021	13/06/2021
51	17/06/2019	23/06/2019	15/06/2020	21/06/2020	14/06/2021	20/06/2021
52	24/06/2019	30/06/2019	22/06/2020	30/06/2020	21/06/2021	30/06/2021
53						