

Trade monitoring through customs surveillance data

The TAXUD surveillance system ("customs surveillance") records and centralizes all trade data (import and exports) directly from the national customs authorities on a daily basis. For each transaction, the stored data contain the information available on the Single Administrative Document (SAD), including the volume and origin of the consignment.

As surveillance system does not include intra-trade data, the UK data as EU partner can't be displayed before 1/1/2021. The data as of 1/1/2021 is therefore not comparable with the data until 31/12/2020.

According to Art.55(2) of Commission Implementing Regulation (EU) 2015/2447, the customs authorities shall provide the Commission at least once a week with data on customs declarations for the goods that have been made subject to surveillance at release for free circulation or at export.

The "customs surveillance" data provide actual and prompt information about the trade (import/export) transaction in terms of volume and origin or destination.

In case of a technical issue or another constraint causing delay of the publication, please note that the next upload will be done in the coming days at 12h or 16h.

* The United Kingdom is no longer a Member State of the European Union, however until the end of the transition period it was still a part of the EU Customs Union. Due to the absence of intra-trade data in the surveillance system, the totals of the EU trade data therefore also include the UK data until 31/12/2020. The data as of 1/1/2021 is therefore not comparable with the data until 31/12/2020.

Note: Since 6th November 2016 the export and import licenses are no longer required for the major part of the trade in cereals in application of Regulations (EU) 2016/1237 and 2016/1239 of 18 May 2016.

Publication of data

This report is published on a weekly basis.

The data are expressed in quantity of the product itself, unless otherwise stated
Below the specifications of the products included in the report

Product	CN code	Conversion factor grain equivalent
Common wheat	1001 99 00	
Common wheat flour (grain equiv.)	1101 00 15	1.37
Durum wheat	1001 19 00	
Durum wheat meal (grain equiv.)	1103 11 10	1.5
Barley	1003 90 00	
Malt (Barley equiv.)	1107 10 91, 1107 10 99	1.27
Maize	1005 90 00	
Rye	1002 90 00	
Oats	1004 90 00	
Sorghum	1007 90 00	
Residues of starch manufacture	2303 10 19	
Maize gluten feed	2309 90 20	
Brewing and distilling dregs and waste	2303 30 00	
Citrus pulp residues	2308 00 40 TARIC_ex 10	

Changes in the reports

as of 01/12/2016:

- data on malt expressed in barley equivalent are included;
- data on wheat flour and durum wheat meal are expressed only in grain equivalent

as of 09/07/2018:

- the weekly reference period is from Monday to Sunday (compared to Wednesday to Tuesday previously)
- for 2018/19 marketing year, data for weeks 1 and 2 are aggregated and shown as week 2
- calendar of marketing year weeks is added

Exports and imports

Situation at 26/04/2021

Cumul of weeks 1 to 43

<i>Customs Surveillance</i> (tonnes)	EU*		EU + UK		EU + UK	
	01/07/2020 - 25/04/2021		01/07/2019 - 26/04/2020		01/07/2018 - 28/04/2019	
	Export	Import	Export	Import	Export	Import
Common wheat	21 677 214	1 720 055	29 498 032	1 726 510	17 603 329	3 725 424
Common wheat flour (grain equivalent)	368 061	27 258	476 393	23 777	415 513	32 982
Durum wheat	352 578	2 252 202	883 459	1 603 442	628 401	879 668
Durum wheat meal (grain equivalent)	191 570	2 176	193 804	1 311	155 528	1 102
Total Wheat	22 589 424	4 001 691	31 051 688	3 355 041	18 802 771	4 639 176
Barley	6 505 196	240 455	6 445 131	571 281	3 916 259	123 690
Malt (grain equivalent)	2 474 088	12 041	2 330 446	12 936	2 307 076	7 884
Maize	2 143 532	12 152 265	4 455 334	17 293 882	2 180 485	20 357 495
Rye	143 276	13 390	218 445	3 248	160 158	278 655
Oats	80 881	10 346	194 509	2 558	94 173	3 119
Sorghum	3 499	13 000	1 820	76 819	3 665	696 524
Total Coarse grains	11 350 470	12 441 497	13 645 685	17 960 724	8 661 816	21 467 367
General Total	33 939 895	16 443 188	44 697 373	21 315 765	27 464 587	26 106 543

* The United Kingdom is no longer a Member State of the European Union, however until the end of the transition period it was still a part of the EU Customs Union. Due to the absence of intra-trade data in the surveillance system, the totals of the EU trade data therefore also include the UK data until 31/12/2020. The data as of 1/1/2021 is therefore not comparable with the data until 31/12/2020.

Week 1 to 43 from 01/07/2020 to 25/04/2021

Summary

Import (tonnes)	Common wheat	Common wheat flour (grain equivalent)	Durum wheat	Durum wheat meal (grain equivalent)	Barley	Malt (grain equivalent)	Maize	Rye	Oats	Sorghum
BE	4 228	354	235 224	199	19 168	3 187	361 018	1	1 272	1 718
BG	9 614	315	4	3	1	1 611	29 669		106	27
CZ	22	18		2		29	314		22	
DK	3 405	44		20	10	27	2 352		80	7
DE	5 516	2 921	69	464	11	203	218 955		525	862
EE		1				350	1 970			
IE		1 094		4	4 112		378 246			
EL	280 201	1 025	75	2	6 955	1 569	138 236			259
ES	432 359	460	139 444	245	28	652	4 509 749		19	6
FR	1 175	7 967	12 440	647	375	497	4 970		63	9
HR	25 296	2 055		1	12 507	14	12 167	1		
IT	455 365	180	1 781 535	88	2 958	77	1 023 667		517	5 436
CY	3 102	54		3	40 474	4	67 039		8	
LV	45		31 002	3		4	72 202	2 174		
LT	8 471				7 128	52	156 748	8 899		
LU		17								
HU		29			50		34 065		704	267
MT	3 002	68					17		4	
NL	20 735	2 986	2 598	161	112 618	133	2 372 072	2	6 302	556
AT	248	102		15	1	5	35 072		37	14
PL	3 459	491	1 356	28		30	31 460	2 307	621	3 579
PT	38 517	312	47 703		11 776		1 429 987			9
RO	23 811	1 533		3	19 604	2 605	59 058			
SI	84 754	140	23	3	2 609	29	418 976			
SK		37				392			26	
FI	301	63		2		31	5 158			
SE	13	1 952	3	49	30	541	247	1	3	2
EU*	1 720 055	27 258	2 252 202	2 176	240 455	12 041	12 152 265	13 390	10 346	13 000

* The United Kingdom is no longer a Member State of the European Union, however until the end of the transition period it was still a part of the EU Customs Union. Due to the absence of intra-trade data in the surveillance system, the totals of the EU trade data therefore also include the UK data until 31/12/2020. The data as of 1/1/2021 is therefore not comparable with the data until 31/12/2020.

Top 5 import origins* - (update of 26 Apr 2021)

Common wheat				
Origin	MY 2020/21		MY 2019/20	
	tonnes	share	tonnes	share
Ukraine	609 653	35.4%	453 519	26.3%
Canada	450 036	26.2%	464 216	26.9%
Russia	258 599	15.0%	218 040	12.6%
United States of America	181 076	10.5%	222 124	12.9%
Serbia	138 111	8.0%	25 328	1.5%

Common wheat flour (grain equivalent)				
Origin	MY 2020/21		MY 2019/20	
	tonnes	share	tonnes	share
India	6 869	25.2%	5 901	24.8%
Mauritius	6 460	23.7%	6 487	27.3%
United Kingdom	4 950	18.2%	-----	-----
Serbia	3 413	12.5%	2 259	9.5%
Moldova	1 538	5.6%	3 884	16.3%

Durum wheat				
Origin	MY 2020/21		MY 2019/20	
	tonnes	share	tonnes	share
Canada	1 627 137	72.2%	810 662	50.6%
United States of America	370 678	16.5%	578 339	36.1%
Australia	82 376	3.7%	-----	-----
Russia	54 350	2.4%	42 373	2.6%
Kazakhstan	46 905	2.1%	99 156	6.2%

Durum wheat meal (grain equivalent)				
Origin	MY 2020/21		MY 2019/20	
	tonnes	share	tonnes	share
Morocco	926	42.5%	395	30.1%
Turkey	492	22.6%	322	24.6%
India	313	14.4%	271	20.7%
Lebanon	144	6.6%	133	10.2%
Tunisia	111	5.1%	108	8.2%

Barley				
Origin	MY 2020/21		MY 2019/20	
	tonnes	share	tonnes	share
United Kingdom	147 644	61.4%	-----	-----
Ukraine	39 784	16.5%	506 857	88.7%
Serbia	26 707	11.1%	5 317	0.9%
Moldova	13 656	5.7%	58 827	10.3%

Malt (grain equivalent)				
Origin	MY 2020/21		MY 2019/20	
	tonnes	share	tonnes	share
Serbia	5 761	47.8%	3 085	23.8%
United Kingdom	5 761	47.8%	-----	-----
Ukraine	392	3.3%	9 684	74.9%
Russia	74	0.6%	76	0.6%

Maize				
Origin	MY 2020/21		MY 2019/20	
	tonnes	share	tonnes	share
Ukraine	5 170 387	42.5%	10 643 518	61.5%
Brazil	4 430 362	36.5%	4 765 361	27.6%
Serbia	1 415 419	11.6%	1 007 685	5.8%
Canada	445 590	3.7%	144 701	0.8%
Russia	262 360	2.2%	153 940	0.9%

Rye				
Origin	MY 2020/21		MY 2019/20	
	tonnes	share	tonnes	share
Belarus	13 380	99.9%	-----	-----

Oats				
Origin	MY 2020/21		MY 2019/20	
	tonnes	share	tonnes	share
United Kingdom	7 638	73.8%	-----	-----
Ukraine	2 350.3	22.7%	2 212	86.5%
Uruguay	151	1.5%	25	1.0%
Iceland	80.0	0.8%	120	4.7%

Sorghum				
Origin	MY 2020/21		MY 2019/20	
	tonnes	share	tonnes	share
Ukraine	8 922	68.6%	73 083	95.1%
Russia	2 557	19.7%	2 370	3.1%
Sudan	722	5.6%	620	0.8%
Australia	294	2.3%	119	0.2%

* The United Kingdom is no longer a Member State of the European Union, however until the end of the transition period it was still a part of the EU Customs Union. Due to the absence of intra-trade data in the surveillance system, the totals of the EU trade data therefore also include the UK data until 31/12/2020. The data as of 1/1/2021 is therefore not comparable with the data until 31/12/2020.

Export (tonnes)	Common wheat	Common wheat flour (grain equivalent)	Durum wheat	Durum wheat meal (grain equivalent)	Barley	Malt (grain equivalent)	Maize	Rye	Oats	Sorghum
BE	428	12 168	64	564	8 050	776 591	30		25	5
BG	1 121 319	388	12 193	1	213 825	113	272 201	102	3 281	642
CZ	1 742	160			103	26 760	420		3 506	
DK	27 167	2 060	15 304	5	153 423	127 106	57	2	148	
DE	2 869 821	20 326	13	201	1 262 073	463 636	11 857	72 361	16 419	7
EE	438 092	149	3 157		262 139	925	1			
IE					1	566				
EL	701	9 423	129 560	971	2 890	6 863	89	141		
ES	15	2 818	11 112	61 560	159 775	26 496	31 431	10	15 531	
FR	6 388 915	37 648	108 544	63 614	2 736 648	497 720	116 241		13 025	2 459
HR	104 958	10 491			16 513	13 159	10 320	503	2 185	
IT	1 424	89 369	72 398	54 882	19 701	20	3 138	49	309	2
CY		28	50							
LV	2 365 790	20 467		3 187	111 907	540	2 471		143	
LT	2 715 203	7 391		85	288 532	20 306	140	1 770	1 819	
LU		3								
HU	135 471	3 577		1 984	2 434	354	19 444	1 288	313	370
MT										
NL	242	100 169		123	5	295 149	6 628	26	276	
AT	39 248	5 038		4 141	2 170	6 465	1 675	516	2 160	
PL	2 820 794	11 271		77	44 347	61 299	121 360	19 329	9	5
PT	1	23 682	1		181	32 985	199			
RO	2 295 193	2 437		61	984 463		1 545 726			
SI	50	5 694		113		17	40			
SK	1 481				1 415	53				
FI	73 197	2 002			27 265	11 957		933	5 900	
SE	252 229	1 304	182		4 112	105 007	50	46 244	14 538	
EU*	21 677 214	368 061	352 578	191 570	6 505 196	2 474 088	2 143 532	143 276	80 881	3 499

* The United Kingdom is no longer a Member State of the European Union, however until the end of the transition period it was still a part of the EU Customs Union. Due to the absence of intra-trade data in the surveillance system, the totals of the EU trade data therefore also include the UK data until 31/12/2020. The data as of 1/1/2021 is therefore not comparable with the data until 31/12/2020.

Top 5 export destinations* - (update of 26 Apr 2021)

Common wheat				
Destination	MY 2020/21		MY 2019/20	
	tonnes	share	tonnes	share
Algeria	4 758 280	22.0%	4 540 204	15.4%
Morocco	1 987 841	9.2%	2 364 854	8.0%
Nigeria	1 858 380	8.6%	1 331 143	4.5%
Saudi Arabia	1 834 478	8.5%	2 599 682	8.8%
China	1 767 310	8.2%	1 757 655	6.0%

Common wheat flour (grain equivalent)				
Destination	MY 2020/21		MY 2019/20	
	tonnes	share	tonnes	share
United States of America	31 875	8.7%	28 227	5.9%
Guinea-Bissau	29 178	7.9%	29 306	6.2%
United Kingdom	23 436	6.4%	-----	-----
Thailand	21 139	5.7%	27 734	5.8%
Angola	20 280	5.5%	80 903	17.0%

Durum wheat				
Destination	MY 2020/21		MY 2019/20	
	tonnes	share	tonnes	share
Tunisia	118 784	33.7%	348 166	39.4%
Turkey	65 722	18.6%	208 579	23.6%
Algeria	41 097	11.7%	-----	-----

Durum wheat meal (grain equivalent)				
Destination	MY 2020/21		MY 2019/20	
	tonnes	share	tonnes	share
Ivory Coast	53 069	27.7%	51 143	26.4%
Saudi Arabia	38 247	20.0%	22 523	11.6%
Mali	24 748	12.9%	17 625	9.1%
Senegal	15 787	8.2%	30 575	15.8%
Benin	11 207	5.9%	9 826	5.1%

Barley				
Destination	MY 2020/21		MY 2019/20	
	tonnes	share	tonnes	share
China	2 472 435	38.0%	957 936	14.9%
Saudi Arabia	1 216 168	18.7%	2 524 371	39.2%
Iran (Islamic Republic of)	652 927	10.0%	293 413	4.6%
Algeria	581 727	8.9%	109 104	1.7%
Morocco	376 291	5.8%	758 724	11.8%

Malt (grain equivalent)				
Destination	MY 2020/21		MY 2019/20	
	tonnes	share	tonnes	share
Brazil	388 994	15.7%	149 126	6.4%
Nigeria	186 096	7.5%	134 623	5.8%
Vietnam	133 786	5.4%	120 553	5.2%
Japan	130 411	5.3%	189 936	8.2%
Cambodia	109 350	4.4%	98 866	4.2%

Maize				
Destination	MY 2020/21		MY 2019/20	
	tonnes	share	tonnes	share
Iran (Islamic Republic of)	399 200	18.6%	326 718	7.3%
Lebanon	212 326	9.9%	329 149	7.4%
Turkey	198 312	9.3%	1 124 291	25.2%
Korea (Republic of)	158 225	7.4%	391 782	8.8%
China	149 274	7.0%	115 065	2.6%

Rye				
Destination	MY 2020/21		MY 2019/20	
	tonnes	share	tonnes	share
United States of America	99 002	69.1%	100 780	46.1%
Japan	17 721	12.4%	8 075	3.7%
Israel	14 296	10.0%	7 933	3.6%

Oats				
Destination	MY 2020/21		MY 2019/20	
	tonnes	share	tonnes	share
Switzerland	42 375	52.4%	43 265	22.2%
Algeria	14 801	18.3%	389	0.2%
Norway	7 891	9.8%	24 625	12.7%
United States of America	5 335	6.6%	56 463	29.0%
Serbia	3 364	4.2%	1 456	0.7%

Sorghum				
Destination	MY 2020/21		MY 2019/20	
	tonnes	share	tonnes	share
United Kingdom	2 404.3	68.7%	-----	-----
Jordan	548	15.7%	-----	-----
Serbia	368	10.5%	635	34.9%

* The United Kingdom is no longer a Member State of the European Union, however until the end of the transition period it was still a part of the EU Customs Union. Due to the absence of intra-trade data in the surveillance system, the totals of the EU trade data therefore also include the UK data until 31/12/2020. The data as of 1/1/2021 is therefore not comparable with the data until 31/12/2020.

Week 1 to 43 from 01/07/2020 to 25/04/2021

Résumé / Summary

Import (tonnes)	Residues of starch manufacture CN 2303 10 19	Maize gluten feed CN 2309 90 20	Brewing and distilling dregs and waste CN 23033000	Citrus pulp residues CN 2308 00 40 TARIC_ext 10	Total
BE		130			130
BG			3 124		3 124
CZ	23	1	674		697
DK	1 869	5 068			6 937
DE	10	4	3 668		3 682
EE			371		371
IE		87 013	92 595		179 607
EL		22	687		709
ES		26	112 611		112 636
FR			378		378
HR					
IT			10 602		10 602
CY		12			12
LV		24	2 026		2 050
LT		88	5 896		5 984
LU					
HU			96		96
MT					
NL	2 882	130			3 011
AT					
PL			7 972		7 972
PT		11 953	23 939		35 893
RO		4	1 066		1 070
SI					
SK			247		247
FI		6	951		956
SE		42			42
EU*	4 848	125 235	362 405		492 488

* The United Kingdom is no longer a Member State of the European Union, however until the end of the transition period it was still a part of the EU Customs Union. Due to the absence of intra-trade data in the surveillance system, the totals of the EU trade data therefore also include the UK data until 31/12/2020. The data as of 1/1/2021 is therefore not comparable with the data until 31/12/2020.

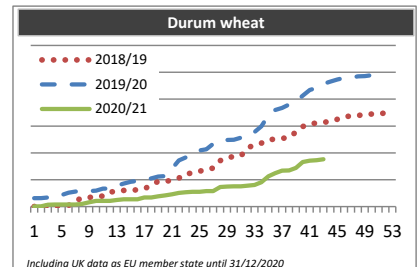
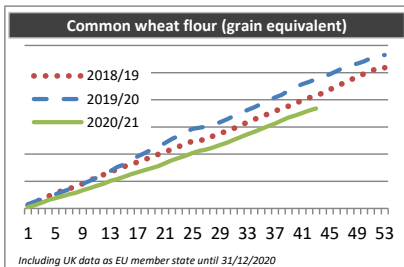
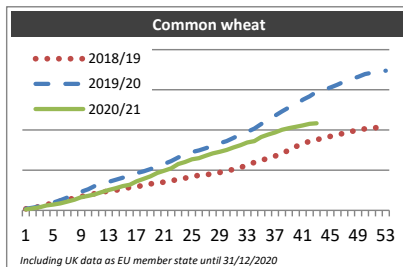
Week 1 to 43 from 01/07/2020 to 25/04/2021

(tonnes)

Common wheat			
week	2018/19	2019/20	2020/21
1	380 930	-	246 599
2	648 383	637 684	485 459
3	975 492	977 240	794 098
4	1 401 784	1 448 244	1 244 971
5	1 888 604	1 963 054	1 476 162
6	2 295 906	2 513 822	1 737 110
7	2 653 632	3 216 967	2 220 555
8	3 036 052	3 720 669	2 668 965
9	3 435 687	4 634 890	3 281 372
10	3 809 996	5 242 288	3 604 723
11	4 162 302	6 111 267	3 999 858
12	4 552 041	6 705 310	4 580 374
13	4 820 646	7 110 313	5 085 591
14	5 041 327	7 620 073	5 555 802
15	5 342 136	8 105 152	6 016 442
16	5 714 900	8 768 326	6 379 392
17	5 892 800	9 260 991	7 233 325
18	6 244 535	9 725 371	7 874 470
19	6 577 425	10 302 872	8 474 698
20	6 755 906	10 950 606	9 293 610
21	7 041 496	11 559 006	9 879 064
22	7 333 340	12 238 923	10 453 386
23	7 729 346	13 191 650	11 536 206
24	8 014 621	13 969 039	12 058 201
25	8 476 965	14 500 960	12 689 363
26	8 708 243	14 892 397	13 013 856
27	8 829 178	15 503 107	13 633 116
28	9 186 902	16 040 869	14 183 211
29	9 436 292	16 732 853	14 557 165
30	9 888 454	17 214 564	15 036 443
31	10 153 304	18 017 661	15 655 331
32	10 616 049	18 864 983	16 221 371
33	11 388 549	19 533 215	16 872 155
34	11 940 803	20 340 927	17 260 743
35	12 461 030	21 478 133	18 247 774
36	12 939 896	22 508 992	18 869 063
37	13 501 096	23 576 835	19 379 089
38	14 281 395	24 648 935	20 046 205
39	14 936 690	25 623 736	20 486 675
40	15 861 735	26 331 024	20 796 595
41	16 619 582	27 557 137	21 156 070
42	17 159 088	28 352 332	21 512 312
43	17 603 329	29 498 032	21 677 214
44	18 053 168	29 986 220	
45	18 415 085	30 586 614	
46	18 819 349	31 272 389	
47	19 238 858	32 058 028	
48	19 590 571	32 679 212	
49	20 065 190	33 267 819	
50	20 292 695	33 938 316	
51	20 535 449	34 283 798	
52	20 623 778	34 755 332	
53	20 623 778	34 755 332	

Common wheat flour (grain equivalent)			
week	2018/19	2019/20	2020/21
1	11 726	-	4 872
2	21 247	24 937	12 096
3	35 307	33 873	21 030
4	45 380	43 072	31 584
5	56 331	52 226	37 685
6	65 178	61 258	44 672
7	72 738	70 357	52 128
8	80 467	79 537	58 242
9	91 080	90 315	67 312
10	103 058	101 354	74 930
11	114 004	112 903	83 200
12	123 966	125 255	90 834
13	135 518	137 110	101 458
14	143 570	152 530	108 294
15	154 090	161 437	116 679
16	162 167	177 984	125 739
17	171 249	192 003	133 632
18	179 459	203 461	140 806
19	190 020	216 596	148 536
20	199 548	227 602	155 793
21	208 124	240 847	166 637
22	217 431	255 958	177 929
23	227 338	266 692	185 591
24	238 680	281 898	194 553
25	247 838	292 601	204 161
26	251 133	297 481	211 764
27	252 629	301 180	217 140
28	267 146	308 533	224 303
29	276 087	317 018	233 556
30	284 963	327 923	241 578
31	294 547	340 904	252 610
32	306 097	351 427	263 165
33	317 279	362 575	272 735
34	327 912	372 681	282 108
35	337 516	385 287	292 841
36	347 838	395 998	303 194
37	357 887	408 133	312 165
38	368 117	418 851	323 759
39	376 855	433 760	335 123
40	388 167	446 531	342 442
41	396 825	457 872	351 414
42	407 579	466 011	361 047
43	415 513	476 393	368 061
44	425 412	484 940	
45	438 071	493 544	
46	448 407	505 240	
47	461 906	518 076	
48	473 164	526 972	
49	485 381	533 293	
50	495 667	541 748	
51	504 796	553 029	
52	517 942	564 669	
53	517 942	564 669	

Durum wheat			
week	2018/19	2019/20	2020/21
1	609	-	1 327
2	731	62 920	1 753
3	1 267	62 920	14 516
4	1 467	68 154	14 883
5	9 337	86 292	15 291
6	9 338	86 753	15 673
7	42 862	102 837	16 048
8	67 042	111 338	21 301
9	67 226	113 589	32 788
10	76 653	114 667	42 218
11	79 012	118 940	42 946
12	109 963	133 547	43 032
13	110 480	133 857	48 931
14	119 817	155 545	54 892
15	120 050	171 862	54 941
16	125 992	184 124	55 143
17	131 886	190 877	67 680
18	160 063	199 053	68 120
19	187 775	210 099	76 215
20	189 323	223 737	83 031
21	192 675	226 941	91 284
22	211 328	282 411	101 323
23	246 613	343 490	106 972
24	246 918	365 434	110 034
25	263 196	400 373	110 034
26	279 225	419 109	114 647
27	285 976	426 666	114 769
28	342 538	467 102	145 567
29	368 072	467 231	148 750
30	370 864	496 543	150 958
31	378 174	498 105	151 151
32	437 488	512 425	155 721
33	460 494	550 679	161 252
34	472 764	554 796	180 964
35	500 296	597 550	225 453
36	500 480	678 220	248 771
37	507 811	719 818	268 113
38	513 950	735 500	269 068
39	554 494	760 645	287 237
40	595 339	783 107	332 762
41	617 287	826 027	341 833
42	621 415	867 791	346 033
43	628 401	883 459	352 578
44	632 625	914 790	
45	650 701	931 063	
46	669 989	946 179	
47	673 428	957 996	
48	676 919	959 179	
49	688 533	970 064	
50	689 011	971 617	
51	690 306	978 077	
52	697 050	978 104	
53	697 050	978 104	



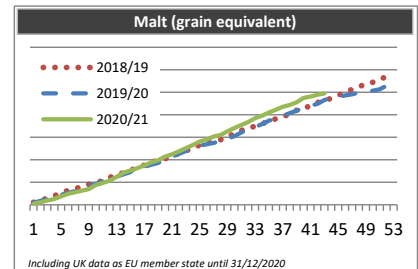
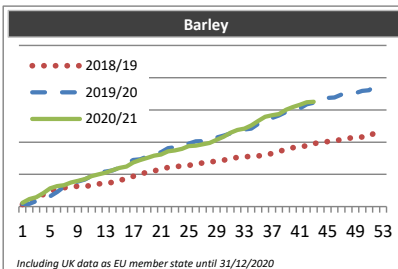
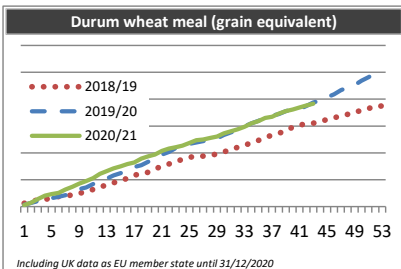
Week 1 to 43 from 01/07/2020 to 25/04/2021

(tonnes)

Durum wheat meal (grain equivalent)			
week	2018/19	2019/20	2020/21
1	6 173	-	2 938
2	10 502	6 820	7 082
3	12 055	10 226	14 007
4	13 645	13 805	20 504
5	15 240	15 888	23 477
6	18 893	18 450	25 648
7	20 147	21 168	31 867
8	21 812	25 745	37 029
9	24 000	32 562	42 831
10	29 053	35 529	47 380
11	31 633	41 774	52 790
12	37 240	45 888	60 848
13	39 434	51 969	66 101
14	44 715	58 106	71 054
15	47 584	62 123	74 770
16	52 827	66 815	79 372
17	58 913	73 678	82 359
18	60 054	76 959	89 403
19	64 073	83 477	93 472
20	69 948	88 268	96 907
21	75 535	96 798	103 638
22	79 170	101 407	107 822
23	84 302	108 641	110 517
24	87 807	111 766	113 479
25	91 935	116 670	118 564
26	93 655	119 548	123 554
27	93 786	121 907	124 918
28	95 642	123 735	127 811
29	97 935	127 018	130 208
30	101 903	133 327	136 107
31	105 534	138 085	139 951
32	110 418	142 780	143 928
33	113 677	149 431	148 617
34	118 796	154 739	154 814
35	123 257	159 667	158 985
36	128 824	166 057	164 921
37	132 847	169 286	167 067
38	136 724	172 209	173 194
39	140 545	177 766	177 778
40	148 190	180 514	180 586
41	151 599	181 491	184 382
42	154 446	187 328	188 169
43	155 528	193 804	191 570
44	158 390	197 387	
45	162 008	203 424	
46	165 517	208 914	
47	168 535	216 656	
48	171 894	221 912	
49	176 966	226 260	
50	178 135	234 255	
51	182 540	240 738	
52	187 211	247 996	
53	187 211	247 996	

Barley			
week	2018/19	2019/20	2020/21
1	131 096	-	233 928
2	186 086	169 376	470 728
3	540 018	337 758	586 712
4	755 975	483 958	831 663
5	949 575	643 505	1 130 666
6	1 068 136	904 136	1 268 298
7	1 175 558	1 228 755	1 333 141
8	1 202 284	1 420 139	1 491 038
9	1 274 453	1 557 085	1 600 529
10	1 275 471	1 681 706	1 714 095
11	1 303 347	1 903 158	1 894 614
12	1 409 309	2 127 843	2 005 566
13	1 421 241	2 168 060	2 109 536
14	1 513 869	2 251 418	2 254 085
15	1 655 553	2 412 055	2 400 370
16	1 691 129	2 672 039	2 480 031
17	1 876 011	2 888 058	2 741 126
18	2 012 428	2 942 536	2 889 268
19	2 133 518	3 105 632	3 024 509
20	2 219 090	3 276 420	3 155 273
21	2 335 377	3 375 606	3 236 213
22	2 434 924	3 624 631	3 430 877
23	2 488 447	3 679 932	3 490 960
24	2 518 983	3 763 870	3 588 482
25	2 555 410	3 911 595	3 750 589
26	2 658 860	4 049 716	3 779 901
27	2 708 515	4 059 332	3 864 674
28	2 784 155	4 155 826	3 955 767
29	2 814 255	4 287 553	4 150 548
30	2 875 445	4 408 900	4 332 731
31	2 990 293	4 548 101	4 581 889
32	3 041 718	4 740 889	4 750 973
33	3 093 244	4 775 918	4 845 956
34	3 118 154	4 836 880	5 037 465
35	3 153 000	5 135 908	5 315 864
36	3 184 186	5 333 994	5 567 477
37	3 296 956	5 506 704	5 666 766
38	3 434 361	5 659 110	5 743 181
39	3 541 311	5 870 780	6 005 284
40	3 649 890	5 957 895	6 172 184
41	3 731 757	6 088 968	6 313 351
42	3 768 746	6 342 421	6 472 314
43	3 916 259	6 445 131	6 505 196
44	3 950 467	6 610 799	
45	4 030 022	6 749 591	
46	4 080 753	6 773 159	
47	4 157 756	6 960 607	
48	4 239 928	7 030 441	
49	4 321 182	7 036 380	
50	4 323 630	7 172 922	
51	4 356 754	7 215 539	
52	4 638 043	7 624 788	
53	4 638 043	7 624 788	

Malt (grain equivalent)			
week	2018/19	2019/20	2020/21
1	54 231	-	21 010
2	92 567	87 671	58 871
3	148 183	131 899	94 276
4	199 517	177 222	126 885
5	263 644	224 550	186 467
6	319 214	264 424	242 313
7	358 580	302 841	278 600
8	401 918	356 881	313 569
9	453 094	420 686	347 489
10	491 136	464 408	440 453
11	534 738	515 490	484 823
12	605 971	566 006	537 858
13	669 038	627 834	623 838
14	714 991	679 372	711 548
15	775 743	728 177	765 555
16	820 065	781 424	812 729
17	880 504	838 799	873 230
18	946 620	887 831	940 356
19	985 768	930 552	990 382
20	1 025 026	999 893	1 071 965
21	1 072 660	1 064 467	1 121 576
22	1 145 381	1 132 095	1 187 281
23	1 198 201	1 190 612	1 259 769
24	1 264 664	1 252 858	1 330 134
25	1 324 420	1 313 469	1 403 509
26	1 369 433	1 343 816	1 449 887
27	1 408 092	1 374 853	1 516 451
28	1 444 891	1 415 267	1 550 382
29	1 502 991	1 466 061	1 629 469
30	1 589 299	1 523 379	1 706 694
31	1 652 577	1 606 350	1 774 665
32	1 695 811	1 669 766	1 840 693
33	1 749 748	1 729 019	1 925 237
34	1 797 173	1 791 255	1 980 045
35	1 857 955	1 866 821	2 050 514
36	1 907 264	1 912 221	2 110 035
37	1 956 942	1 972 733	2 174 760
38	2 016 057	2 038 139	2 218 434
39	2 099 340	2 093 465	2 278 217
40	2 146 005	2 163 454	2 374 897
41	2 197 536	2 200 046	2 405 973
42	2 271 846	2 243 313	2 442 768
43	2 307 076	2 330 446	2 474 088
44	2 371 325	2 373 188	
45	2 435 400	2 400 201	
46	2 497 176	2 428 804	
47	2 567 571	2 456 615	
48	2 625 783	2 493 023	
49	2 682 229	2 509 797	
50	2 723 796	2 536 563	
51	2 771 223	2 567 477	
52	2 863 330	2 647 618	
53	2 863 330	2 647 618	



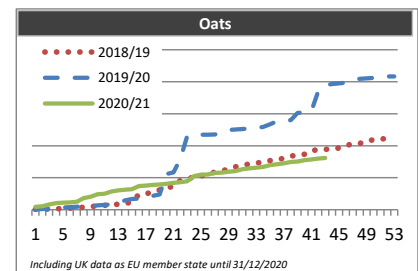
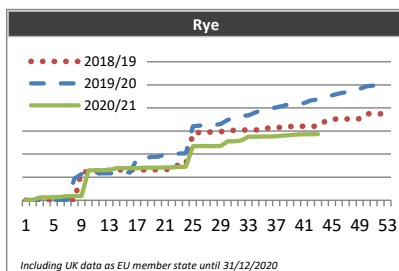
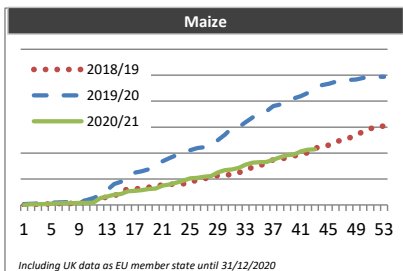
Week 1 to 43 from 01/07/2020 to 25/04/2021

(tonnes)

Maize			
week	2018/19	2019/20	2020/21
1	5 442	-	1 338
2	10 875	46 352	27 536
3	22 167	52 472	30 132
4	33 521	66 400	37 912
5	37 317	86 002	56 341
6	50 506	97 673	60 801
7	53 402	102 782	68 203
8	58 718	111 913	71 563
9	64 580	125 739	78 596
10	135 460	181 768	82 465
11	182 142	262 627	86 507
12	244 408	377 070	267 949
13	305 593	573 257	327 659
14	321 905	804 507	398 603
15	547 141	890 335	417 643
16	604 405	1 078 162	524 491
17	620 014	1 240 987	544 578
18	632 839	1 299 197	567 124
19	687 985	1 377 297	618 196
20	690 370	1 513 237	633 825
21	786 703	1 678 507	748 697
22	793 186	1 804 040	785 454
23	811 143	1 914 718	859 704
24	818 085	2 031 524	939 660
25	838 483	2 112 346	1 027 907
26	984 239	2 190 722	1 044 197
27	1 005 850	2 229 617	1 085 492
28	1 086 360	2 411 901	1 116 562
29	1 129 983	2 492 707	1 252 223
30	1 147 368	2 705 260	1 336 782
31	1 170 649	2 958 117	1 368 462
32	1 246 210	2 995 488	1 426 399
33	1 341 550	3 186 443	1 553 272
34	1 451 182	3 372 441	1 626 272
35	1 520 195	3 473 942	1 645 256
36	1 603 491	3 611 098	1 653 271
37	1 742 513	3 814 310	1 747 125
38	1 765 596	3 873 774	1 838 306
39	1 832 034	3 994 046	1 917 106
40	1 893 325	4 108 919	1 947 024
41	1 942 607	4 197 266	2 066 267
42	2 016 620	4 316 748	2 130 145
43	2 180 485	4 455 334	2 143 532
44	2 261 130	4 614 471	
45	2 307 962	4 673 252	
46	2 431 556	4 748 726	
47	2 503 680	4 804 469	
48	2 588 527	4 818 677	
49	2 700 349	4 835 577	
50	2 832 723	4 896 665	
51	2 934 528	4 905 451	
52	3 035 698	4 939 131	
53	3 035 698	4 939 131	

Rye			
week	2018/19	2019/20	2020/21
1	50	-	202
2	116	628	546
3	216	631	6 199
4	283	631	6 306
5	371	671	6 813
6	397	748	6 924
7	467	843	9 063
8	511	47 071	9 214
9	61 283	56 750	9 286
10	61 345	56 869	64 603
11	62 014	57 988	65 212
12	62 081	58 120	65 389
13	65 452	58 160	65 440
14	65 523	58 273	69 657
15	65 748	60 267	69 657
16	65 749	60 267	69 755
17	65 750	90 675	69 806
18	65 777	90 886	70 428
19	65 885	93 835	70 497
20	66 413	94 428	70 549
21	66 536	99 097	70 952
22	67 128	100 744	71 230
23	77 362	101 052	72 191
24	77 482	101 812	72 637
25	145 566	160 351	117 104
26	147 168	161 493	117 222
27	147 168	162 592	117 222
28	148 646	162 593	117 310
29	148 677	165 178	117 407
30	149 019	174 148	127 513
31	151 890	178 443	127 613
32	152 029	182 680	129 889
33	152 135	183 973	137 621
34	152 191	190 035	137 645
35	152 191	195 599	137 908
36	157 496	198 803	138 132
37	157 565	201 312	138 532
38	157 895	204 540	140 236
39	159 802	208 552	140 863
40	160 095	209 550	142 682
41	160 095	210 624	142 917
42	160 095	216 194	143 178
43	160 158	218 445	143 276
44	170 663	223 927	
45	176 033	227 061	
46	176 033	231 338	
47	176 192	233 930	
48	176 232	240 345	
49	176 295	241 682	
50	187 121	246 769	
51	187 167	248 490	
52	187 254	252 487	
53	187 254	252 487	

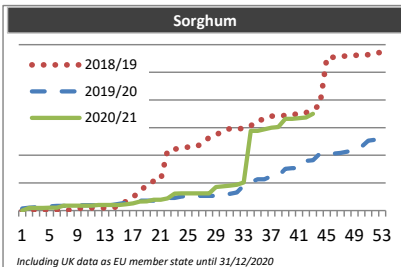
Oats			
week	2018/19	2019/20	2020/21
1	482	-	4 443
2	851	930	5 175
3	1 107	1 418	8 319
4	1 470	3 129	10 274
5	1 850	3 685	10 893
6	2 410	3 968	11 455
7	2 832	4 564	12 539
8	3 747	5 315	18 233
9	4 692	5 865	20 115
10	5 899	6 666	24 001
11	6 762	7 499	24 964
12	7 696	8 192	28 370
13	8 478	10 856	30 245
14	9 206	14 515	31 204
15	12 533	16 797	31 907
16	23 841	17 486	36 852
17	24 808	18 235	37 537
18	27 285	21 508	38 723
19	30 741	23 787	39 482
20	34 937	55 844	40 443
21	35 951	58 386	42 058
22	45 946	79 070	43 067
23	47 793	114 828	44 332
24	51 254	115 819	52 574
25	52 473	117 167	54 624
26	56 092	117 342	54 945
27	58 468	117 534	57 507
28	61 316	120 899	57 886
29	62 474	124 593	59 431
30	67 105	125 256	60 536
31	68 482	126 001	63 297
32	71 812	126 774	64 623
33	73 010	127 889	65 784
34	73 856	129 202	66 881
35	76 657	133 745	69 754
36	78 215	138 019	71 088
37	80 418	138 831	72 543
38	83 678	139 815	74 516
39	85 397	151 303	75 448
40	86 523	152 057	77 289
41	92 718	154 497	78 590
42	93 353	185 388	79 935
43	94 173	194 509	80 881
44	95 465	196 583	
45	96 212	197 590	
46	100 475	198 687	
47	102 511	202 875	
48	103 204	204 762	
49	107 977	205 423	
50	108 947	206 120	
51	110 257	207 210	
52	111 717	208 293	
53	111 717	208 293	



Week 1 to 43 from 01/07/2020 to 25/04/2021

(tonnes)

Sorghum			
week	2018/19	2019/20	2020/21
1	0	-	0
2	21	100	99
3	21	124	99
4	21	150	99
5	21	152	100
6	21	173	101
7	21	173	177
8	22	173	177
9	71	194	177
10	96	197	177
11	96	197	177
12	96	197	202
13	96	199	204
14	96	199	204
15	164	244	204
16	332	285	228
17	500	309	258
18	659	360	329
19	946	360	331
20	1 067	361	388
21	1 113	456	388
22	2 172	456	439
23	2 224	458	613
24	2 249	503	624
25	2 298	529	624
26	2 298	529	624
27	2 419	529	624
28	2 643	530	624
29	2 742	530	851
30	2 862	556	880
31	2 962	608	903
32	2 962	654	931
33	2 962	907	1 014
34	3 060	1 027	2 885
35	3 266	1 127	2 886
36	3 295	1 127	2 939
37	3 418	1 247	2 997
38	3 419	1 247	3 023
39	3 443	1 511	3 314
40	3 443	1 536	3 314
41	3 542	1 536	3 340
42	3 542	1 796	3 368
43	3 665	1 820	3 499
44	3 812	2 059	
45	5 547	2 059	
46	5 548	2 063	
47	5 589	2 088	
48	5 589	2 137	
49	5 614	2 281	
50	5 638	2 306	
51	5 638	2 524	
52	5 712	2 562	
53	5 712	2 562	



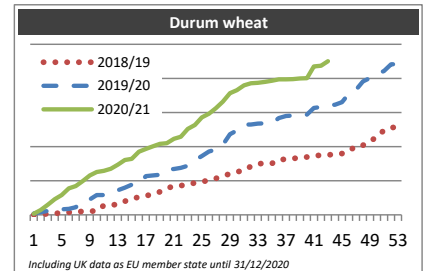
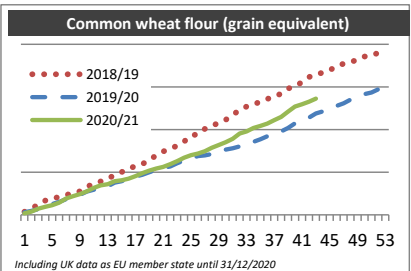
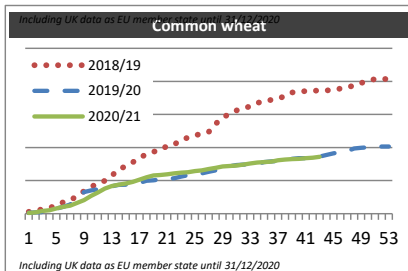
Week 1 to 43 from 01/07/2020 to 25/04/2021

(tonnes)

Common wheat			
week	2018/19	2019/20	2020/21
1	57 273	-	22 112
2	71 580	38 366	43 489
3	144 078	51 421	84 200
4	180 672	102 005	107 266
5	243 244	156 035	159 722
6	347 345	205 759	205 610
7	402 672	281 272	245 448
8	533 814	458 102	325 711
9	685 139	651 685	409 721
10	816 409	701 468	538 149
11	906 928	737 816	640 515
12	996 586	795 418	761 343
13	1 142 409	830 102	832 681
14	1 350 356	871 395	874 911
15	1 429 918	879 681	914 253
16	1 552 922	900 950	962 812
17	1 692 412	930 041	1 028 263
18	1 797 405	994 104	1 098 827
19	1 875 316	1 007 899	1 159 485
20	1 915 418	1 039 529	1 172 296
21	2 052 118	1 052 883	1 188 225
22	2 089 819	1 071 394	1 218 437
23	2 237 756	1 120 454	1 242 742
24	2 301 730	1 160 854	1 254 156
25	2 371 845	1 206 778	1 289 742
26	2 417 811	1 218 655	1 309 965
27	2 472 505	1 264 623	1 352 468
28	2 716 636	1 309 793	1 383 816
29	2 905 160	1 368 246	1 427 614
30	3 013 973	1 434 339	1 443 097
31	3 119 040	1 471 644	1 455 243
32	3 181 631	1 487 151	1 481 106
33	3 248 449	1 492 036	1 519 906
34	3 350 986	1 504 342	1 545 473
35	3 392 706	1 558 802	1 561 091
36	3 442 794	1 578 838	1 574 500
37	3 486 754	1 593 168	1 619 373
38	3 556 328	1 623 991	1 635 475
39	3 667 714	1 654 538	1 648 081
40	3 689 113	1 677 376	1 657 783
41	3 706 506	1 682 030	1 676 081
42	3 713 579	1 711 539	1 691 379
43	3 725 424	1 726 510	1 720 055
44	3 728 534	1 774 517	
45	3 743 009	1 826 514	
46	3 780 991	1 857 014	
47	3 822 311	1 894 402	
48	3 872 054	1 974 245	
49	3 952 280	1 990 862	
50	4 016 758	2 006 800	
51	4 067 821	2 017 543	
52	4 072 015	2 030 450	
53	4 072 015	2 030 450	

Common wheat flour (grain equivalent)			
week	2018/19	2019/20	2020/21
1	721	-	364
2	1 547	897	774
3	2 310	1 333	1 454
4	3 334	2 112	1 873
5	3 766	2 555	2 273
6	4 227	3 012	2 867
7	4 628	3 658	3 817
8	5 146	4 310	4 369
9	5 516	4 711	4 854
10	6 661	5 460	5 497
11	7 202	5 861	6 299
12	7 836	6 245	6 892
13	8 601	6 705	7 204
14	9 261	7 573	7 877
15	10 062	7 903	8 130
16	10 583	8 538	8 491
17	11 540	8 994	9 074
18	11 948	9 380	9 754
19	12 775	10 002	10 353
20	14 006	10 523	10 834
21	14 845	11 014	11 233
22	15 497	11 371	11 864
23	16 229	12 095	12 576
24	17 203	12 744	13 385
25	18 568	13 240	14 006
26	18 934	13 774	14 359
27	20 181	13 955	14 890
28	20 842	14 256	15 741
29	21 556	14 818	16 370
30	22 263	15 276	17 005
31	23 449	15 639	17 842
32	24 585	16 052	19 082
33	25 395	16 800	19 557
34	25 865	17 128	20 371
35	26 519	17 743	20 855
36	27 200	18 403	21 420
37	27 742	19 029	22 219
38	28 440	19 572	22 983
39	29 601	20 391	24 199
40	30 165	21 456	25 374
41	31 149	22 116	25 950
42	32 315	22 783	26 539
43	32 982	23 777	27 258
44	33 324	24 277	
45	33 960	25 000	
46	34 861	25 561	
47	35 438	26 138	
48	35 828	27 028	
49	36 357	27 697	
50	37 136	28 300	
51	37 412	28 685	
52	37 991	29 453	
53	37 991	29 453	

Durum wheat			
week	2018/19	2019/20	2020/21
1	1 446	-	15 910
2	10 104	39 879	70 589
3	11 775	58 275	148 727
4	24 458	59 066	228 769
5	24 720	80 934	290 923
6	37 321	88 188	389 351
7	41 971	111 407	421 013
8	51 748	206 396	497 085
9	52 153	226 295	576 827
10	57 900	289 834	628 124
11	136 857	290 047	643 468
12	146 158	339 097	674 436
13	151 054	362 832	736 081
14	200 231	396 823	802 094
15	237 146	441 549	821 648
16	259 183	448 379	924 355
17	280 960	567 226	966 163
18	298 846	578 692	1 003 356
19	337 502	587 680	1 041 146
20	387 810	665 108	1 050 712
21	422 343	670 756	1 114 180
22	428 424	687 537	1 146 252
23	442 282	719 118	1 258 285
24	467 715	805 212	1 318 719
25	481 142	861 414	1 428 851
26	510 910	927 707	1 483 610
27	533 971	954 613	1 562 712
28	569 053	1 027 644	1 657 037
29	602 690	1 183 351	1 784 310
30	631 492	1 236 011	1 828 752
31	646 744	1 322 810	1 899 260
32	712 005	1 324 992	1 927 163
33	749 220	1 339 083	1 936 321
34	751 963	1 342 266	1 948 506
35	752 033	1 345 899	1 965 857
36	810 696	1 417 293	1 986 529
37	814 522	1 448 181	1 986 617
38	824 366	1 454 050	1 988 674
39	841 639	1 459 298	2 000 951
40	846 383	1 468 894	2 001 342
41	864 715	1 565 659	2 176 312
42	876 172	1 579 446	2 185 862
43	879 668	1 603 442	2 252 202
44	888 338	1 615 539	
45	898 036	1 650 263	
46	932 727	1 776 149	
47	1 011 821	1 832 535	
48	1 019 007	1 955 741	
49	1 078 687	2 005 500	
50	1 145 123	2 067 201	
51	1 239 682	2 106 620	
52	1 280 738	2 206 867	
53	1 280 738	2 206 867	



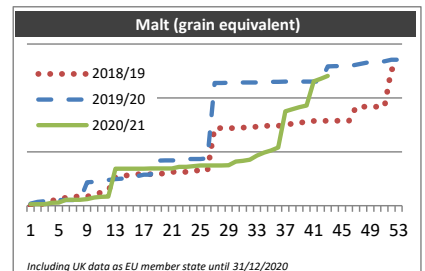
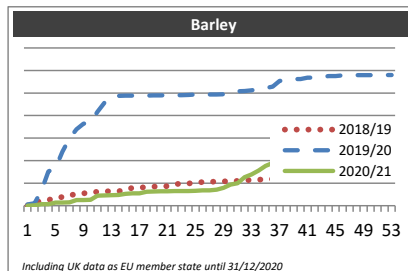
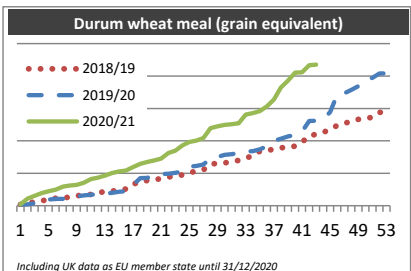
Week 1 to 43 from 01/07/2020 to 25/04/2021

(tonnes)

Durum wheat meal (grain equivalent)			
week	2018/19	2019/20	2020/21
1	19	-	21
2	38	22	108
3	59	36	150
4	79	75	194
5	85	95	223
6	116	106	247
7	124	106	294
8	131	134	312
9	153	144	321
10	168	158	353
11	174	169	410
12	199	178	432
13	220	187	465
14	224	199	502
15	235	214	528
16	258	222	542
17	338	318	597
18	350	424	646
19	388	429	672
20	402	472	697
21	418	488	727
22	444	494	812
23	459	508	847
24	473	526	929
25	510	604	984
26	530	615	1 006
27	552	633	1 042
28	639	732	1 197
29	656	753	1 223
30	660	784	1 245
31	681	794	1 258
32	698	812	1 270
33	735	836	1 408
34	769	843	1 429
35	842	869	1 460
36	849	916	1 532
37	874	1 001	1 638
38	893	1 033	1 822
39	897	1 067	1 930
40	921	1 089	2 054
41	978	1 142	2 056
42	1 081	1 306	2 165
43	1 102	1 311	2 176
44	1 132	1 330	
45	1 174	1 446	
46	1 237	1 716	
47	1 269	1 734	
48	1 300	1 788	
49	1 330	1 844	
50	1 345	1 954	
51	1 363	1 970	
52	1 440	2 040	
53	1 440	2 040	

Barley			
week	2018/19	2019/20	2020/21
1	375	-	15
2	17 964	11 034	1 736
3	18 246	66 804	6 899
4	25 200	151 795	6 902
5	35 175	167 048	13 520
6	38 825	240 193	13 722
7	48 617	298 686	14 445
8	49 090	338 676	24 701
9	54 651	364 018	25 509
10	58 149	370 412	26 468
11	61 968	416 796	44 307
12	63 911	456 839	45 208
13	64 338	484 584	46 951
14	64 413	487 743	47 223
15	71 543	487 929	52 559
16	79 456	488 381	54 429
17	79 505	488 773	54 429
18	83 205	488 774	61 714
19	84 385	489 027	63 015
20	86 493	489 027	64 307
21	86 688	490 205	64 413
22	94 683	490 205	64 592
23	98 480	490 872	64 716
24	98 555	490 936	65 502
25	101 624	493 575	66 521
26	104 663	493 575	68 056
27	106 159	493 631	68 323
28	106 664	493 875	71 624
29	108 135	494 151	78 833
30	109 211	506 260	93 150
31	109 951	507 913	99 846
32	112 846	508 927	126 339
33	113 967	511 932	138 991
34	115 430	518 024	156 146
35	118 256	522 024	176 673
36	118 305	528 225	189 321
37	118 380	554 219	203 087
38	118 419	554 418	208 575
39	121 247	561 890	209 380
40	121 887	562 391	215 442
41	122 463	567 887	225 842
42	123 616	568 130	237 198
43	123 690	571 281	240 455
44	123 769	574 773	
45	123 897	575 048	
46	123 924	578 405	
47	123 953	579 778	
48	125 030	579 808	
49	125 081	579 822	
50	125 156	579 838	
51	125 157	579 841	
52	125 158	579 841	
53	125 158	579 841	

Malt (grain equivalent)			
week	2018/19	2019/20	2020/21
1	0	-	134
2	0	356	135
3	258	412	139
4	467	522	271
5	603	522	285
6	737	522	551
7	837	522	551
8	837	523	553
9	837	2 182	621
10	1 035	2 216	756
11	1 230	2 320	824
12	1 428	2 379	851
13	2 641	2 472	3 437
14	2 774	2 506	3 438
15	2 842	2 598	3 439
16	2 910	2 719	3 439
17	2 910	2 873	3 439
18	2 910	2 874	3 460
19	2 936	4 174	3 460
20	3 003	4 213	3 464
21	3 131	4 213	3 464
22	3 131	4 214	3 599
23	3 132	4 337	3 599
24	3 264	4 337	3 667
25	3 265	4 337	3 733
26	3 265	4 395	3 735
27	7 191	11 396	3 735
28	7 192	11 396	3 735
29	7 192	11 399	3 750
30	7 192	11 400	4 091
31	7 245	11 420	4 150
32	7 299	11 421	4 273
33	7 325	11 421	4 650
34	7 407	11 422	4 926
35	7 408	11 489	5 116
36	7 409	11 489	5 402
37	7 513	11 515	8 750
38	7 594	11 515	8 944
39	7 652	11 517	9 142
40	7 857	11 518	9 297
41	7 857	11 518	11 533
42	7 857	11 519	11 763
43	7 884	12 936	12 041
44	7 885	12 937	
45	7 885	12 938	
46	7 885	12 938	
47	9 171	13 071	
48	9 189	13 205	
49	9 189	13 337	
50	9 192	13 339	
51	9 192	13 406	
52	12 662	13 541	
53	12 662	13 541	



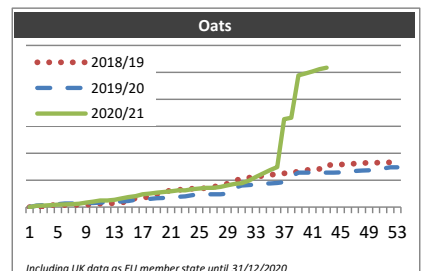
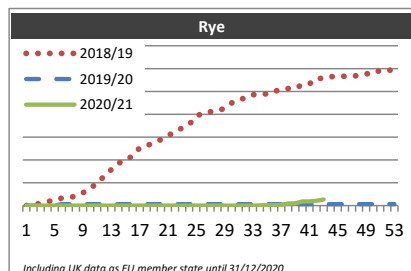
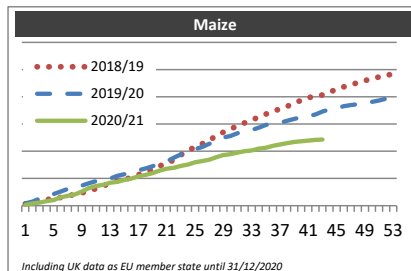
Week 1 to 43 from 01/07/2020 to 25/04/2021

(tonnes)

Maize			
week	2018/19	2019/20	2020/21
1	339 948	-	124 748
2	685 360	761 480	419 378
3	964 977	1 303 278	595 271
4	1 072 417	1 679 965	815 972
5	1 372 439	2 125 220	1 042 931
6	1 510 818	2 624 895	1 560 728
7	1 780 203	3 052 366	1 821 390
8	2 082 617	3 169 045	2 040 073
9	2 345 560	3 696 253	2 599 754
10	2 792 074	4 136 661	3 232 831
11	3 126 443	4 528 277	3 612 176
12	3 618 879	4 793 939	3 829 175
13	4 143 948	4 996 711	4 219 341
14	4 569 734	5 487 615	4 402 520
15	4 855 275	5 763 750	4 727 179
16	5 136 296	6 170 567	4 963 264
17	5 695 886	6 499 194	5 400 169
18	6 119 187	6 842 848	5 666 464
19	6 724 340	7 283 909	6 008 381
20	7 307 046	7 708 631	6 471 696
21	7 765 391	8 142 804	6 790 206
22	8 398 542	8 844 477	6 971 066
23	9 326 226	9 403 413	7 298 072
24	10 052 176	9 873 065	7 565 525
25	10 850 555	10 401 381	7 974 645
26	11 356 572	10 790 657	8 186 469
27	11 876 441	11 365 394	8 431 241
28	12 979 679	11 849 267	8 934 804
29	13 475 648	12 524 362	9 304 563
30	14 045 703	12 789 755	9 474 548
31	14 710 460	13 295 858	9 745 710
32	15 235 082	13 743 508	10 000 135
33	15 681 866	13 902 667	10 139 862
34	16 316 370	14 347 748	10 462 754
35	16 839 135	14 826 229	10 644 667
36	17 328 306	15 008 151	10 973 569
37	17 752 349	15 214 353	11 251 658
38	18 211 609	15 616 232	11 485 993
39	18 909 117	15 952 635	11 693 627
40	19 323 445	16 223 399	11 827 885
41	19 853 532	16 449 775	11 980 297
42	20 126 406	16 732 119	12 087 330
43	20 357 495	17 293 882	12 152 265
44	20 840 305	17 667 084	
45	21 420 875	17 893 328	
46	21 837 608	18 286 009	
47	22 159 941	18 491 521	
48	22 629 487	18 664 699	
49	22 970 264	18 893 327	
50	23 339 028	19 067 431	
51	23 645 621	19 344 136	
52	24 058 195	19 652 069	
53	24 058 195	19 652 069	

Rye			
week	2018/19	2019/20	2020/21
1	0	-	0
2	3 565	0	0
3	4 151	0	0
4	8 756	0	2
5	12 239	0	2
6	16 058	2 981	2
7	17 501	2 981	2
8	20 925	2 981	2
9	28 290	2 981	2
10	36 174	2 981	2
11	50 294	2 981	2
12	63 900	2 981	2
13	78 794	2 981	2
14	92 886	2 981	2
15	98 561	2 981	2
16	109 138	2 981	2
17	126 075	3 026	8
18	130 898	3 092	8
19	138 244	3 092	8
20	144 518	3 092	8
21	153 543	3 092	8
22	161 269	3 192	9
23	170 287	3 192	9
24	177 918	3 214	9
25	195 344	3 214	10
26	203 459	3 214	10
27	205 210	3 214	10
28	207 297	3 236	10
29	213 264	3 236	10
30	224 736	3 236	10
31	232 053	3 236	10
32	235 502	3 239	10
33	242 908	3 239	10
34	243 752	3 240	387
35	244 896	3 240	1 031
36	251 574	3 240	1 031
37	251 856	3 248	1 308
38	256 529	3 248	4 414
39	256 549	3 248	5 094
40	265 717	3 248	9 060
41	266 589	3 248	9 060
42	278 655	3 248	10 485
43	278 655	3 248	13 390
44	282 360	3 248	
45	282 946	3 248	
46	283 030	3 248	
47	283 030	3 248	
48	285 398	3 249	
49	288 814	3 249	
50	288 814	3 249	
51	296 579	3 249	
52	296 579	3 249	
53	296 579	3 249	

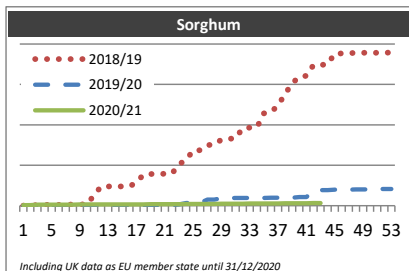
Oats			
week	2018/19	2019/20	2020/21
1	0	-	0
2	0	113	88
3	1	141	110
4	155	188	154
5	155	215	176
6	155	262	198
7	156	262	220
8	159	284	243
9	181	307	337
10	205	307	404
11	246	329	492
12	270	351	492
13	292	374	541
14	292	418	637
15	549	462	744
16	650	545	821
17	734	568	958
18	734	610	1 002
19	975	654	1 073
20	1 079	677	1 125
21	1 263	707	1 169
22	1 263	770	1 237
23	1 353	792	1 242
24	1 354	876	1 330
25	1 398	943	1 379
26	1 398	943	1 423
27	1 498	944	1 423
28	1 619	944	1 497
29	1 736	1 008	1 625
30	1 944	1 424	1 717
31	2 128	1 600	1 778
32	2 187	1 630	1 960
33	2 255	1 674	2 237
34	2 323	1 746	2 486
35	2 396	1 748	2 743
36	2 419	1 792	2 972
37	2 507	1 849	6 519
38	2 512	2 290	6 630
39	2 661	2 557	9 782
40	2 727	2 557	9 915
41	2 816	2 557	10 067
42	2 825	2 557	10 243
43	3 119	2 558	10 346
44	3 127	2 558	
45	3 149	2 582	
46	3 196	2 604	
47	3 226	2 670	
48	3 256	2 715	
49	3 286	2 738	
50	3 286	2 776	
51	3 302	2 864	
52	3 325	2 953	
53	3 325	2 953	

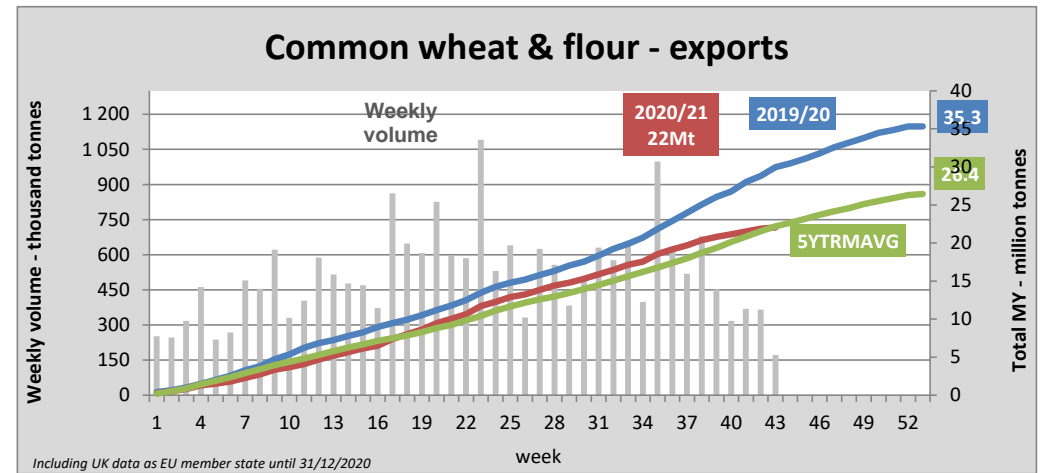
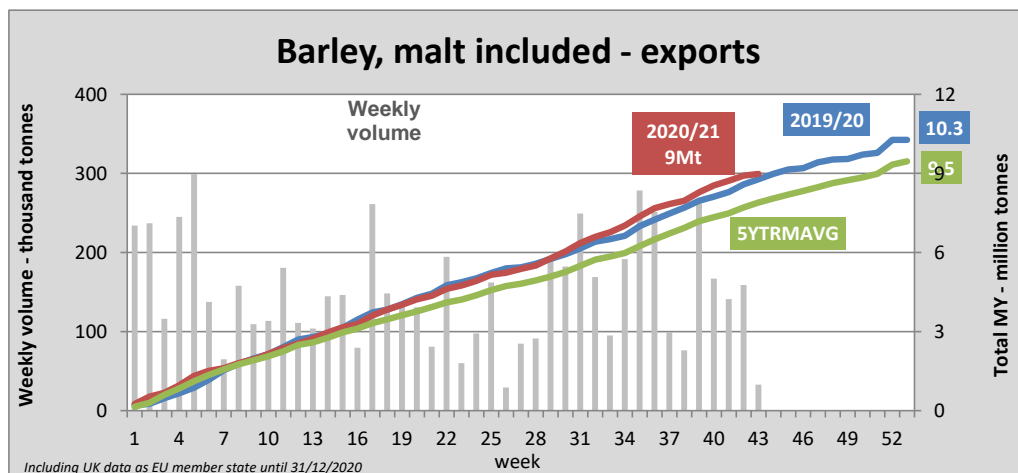
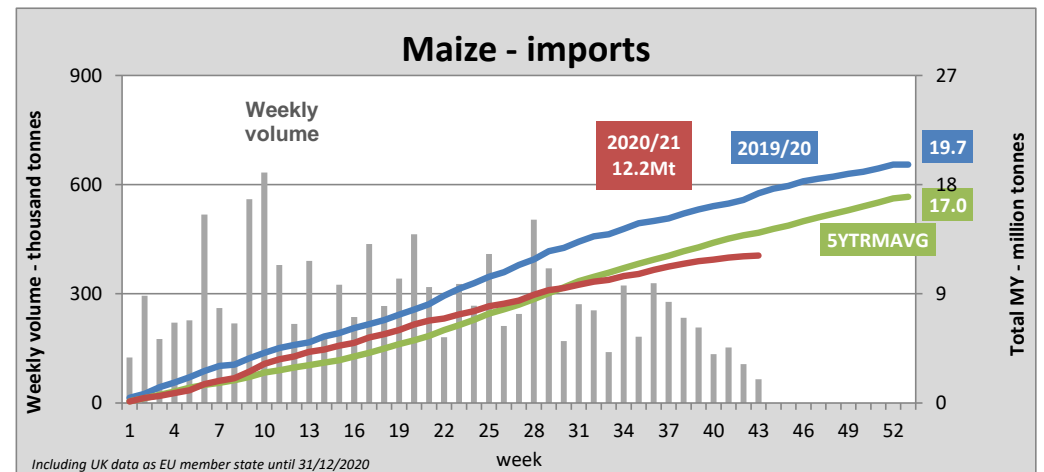
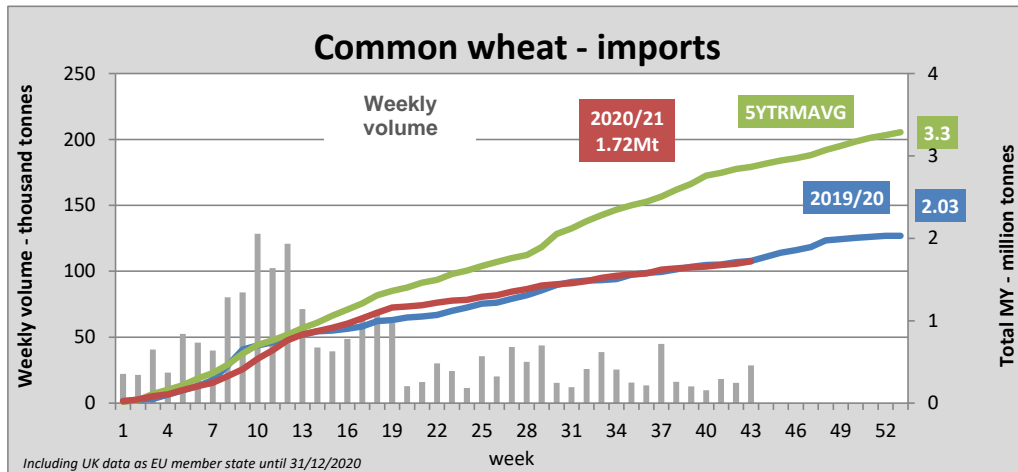


Week 1 to 43 from 01/07/2020 to 25/04/2021

(tonnes)

Sorghum			
week	2018/19	2019/20	2020/21
1	471	-	2 653
2	1 664	472	2 727
3	2 873	583	5 479
4	3 806	789	5 531
5	4 196	852	5 627
6	4 382	945	5 695
7	4 480	1 052	5 697
8	6 269	1 137	5 721
9	6 346	1 244	6 172
10	6 524	1 354	6 174
11	51 675	1 510	6 243
12	94 918	1 780	6 269
13	94 943	1 850	6 364
14	95 403	1 892	6 387
15	95 405	2 109	6 409
16	95 547	2 262	6 539
17	115 770	2 352	6 629
18	154 730	2 379	6 835
19	156 334	2 473	6 966
20	156 589	2 675	7 168
21	157 484	2 941	7 623
22	158 044	3 203	7 789
23	206 385	6 533	7 926
24	225 844	13 531	8 125
25	274 592	13 828	8 282
26	274 641	13 918	8 461
27	300 141	30 270	8 818
28	300 301	30 485	9 200
29	328 284	37 223	9 359
30	331 661	37 489	9 520
31	331 957	37 775	9 652
32	384 203	38 117	10 060
33	386 397	38 317	10 482
34	386 799	38 649	10 776
35	457 053	38 802	10 880
36	462 258	39 086	11 060
37	498 241	39 327	11 306
38	552 372	39 598	11 591
39	606 089	39 732	11 994
40	637 893	42 902	12 268
41	642 970	43 112	12 382
42	696 329	76 240	12 735
43	696 524	76 819	13 000
44	699 187	77 061	
45	752 953	79 554	
46	753 406	79 736	
47	755 438	79 761	
48	755 814	80 094	
49	756 483	80 226	
50	756 598	80 385	
51	756 889	82 471	
52	757 362	82 653	
53	757 362	82 653	





Calendar of Marketing Year weeks

Week	2018/19		2019/20		2020/21	
	Start	End	Start	End	Start	End
1	01/07/2018	08/07/2018	01/07/2019	07/07/2019	01/07/2020	05/07/2020
2	09/07/2018	15/07/2018	08/07/2019	14/07/2019	06/07/2020	12/07/2020
3	16/07/2018	22/07/2018	15/07/2019	21/07/2019	13/07/2020	19/07/2020
4	23/07/2018	29/07/2018	22/07/2019	28/07/2019	20/07/2020	26/07/2020
5	30/07/2018	05/08/2018	29/07/2019	04/08/2019	27/07/2020	02/08/2020
6	06/08/2018	12/08/2018	05/08/2019	11/08/2019	03/08/2020	09/08/2020
7	13/08/2018	19/08/2018	12/08/2019	18/08/2019	10/08/2020	16/08/2020
8	20/08/2018	26/08/2018	19/08/2019	25/08/2019	17/08/2020	23/08/2020
9	27/08/2018	02/09/2018	26/08/2019	01/09/2019	24/08/2020	30/08/2020
10	03/09/2018	09/09/2018	02/09/2019	08/09/2019	31/08/2020	06/09/2020
11	10/09/2018	16/09/2018	09/09/2019	15/09/2019	07/09/2020	13/09/2020
12	17/09/2018	23/09/2018	16/09/2019	22/09/2019	14/09/2020	20/09/2020
13	24/09/2018	30/09/2018	23/09/2019	29/09/2019	21/09/2020	27/09/2020
14	01/10/2018	07/10/2018	30/09/2019	06/10/2019	28/09/2020	04/10/2020
15	08/10/2018	14/10/2018	07/10/2019	13/10/2019	05/10/2020	11/10/2020
16	15/10/2018	21/10/2018	14/10/2019	20/10/2019	12/10/2020	18/10/2020
17	22/10/2018	28/10/2018	21/10/2019	27/10/2019	19/10/2020	25/10/2020
18	29/10/2018	04/11/2018	28/10/2019	03/11/2019	26/10/2020	01/11/2020
19	05/11/2018	11/11/2018	04/11/2019	10/11/2019	02/11/2020	08/11/2020
20	12/11/2018	18/11/2018	11/11/2019	17/11/2019	09/11/2020	15/11/2020
21	19/11/2018	25/11/2018	18/11/2019	24/11/2019	16/11/2020	22/11/2020
22	26/11/2018	02/12/2018	25/11/2019	01/12/2019	23/11/2020	29/11/2020
23	03/12/2018	09/12/2018	02/12/2019	08/12/2019	30/11/2020	06/12/2020
24	10/12/2018	16/12/2018	09/12/2019	15/12/2019	07/12/2020	13/12/2020
25	17/12/2018	23/12/2018	16/12/2019	22/12/2019	14/12/2020	20/12/2020
26	24/12/2018	30/12/2018	23/12/2019	29/12/2019	21/12/2020	27/12/2020
27	31/12/2018	06/01/2019	30/12/2019	05/01/2020	28/12/2020	03/01/2021
28	07/01/2019	13/01/2019	06/01/2020	12/01/2020	04/01/2021	10/01/2021
29	14/01/2019	20/01/2019	13/01/2020	19/01/2020	11/01/2021	17/01/2021
30	21/01/2019	27/01/2019	20/01/2020	26/01/2020	18/01/2021	24/01/2021
31	28/01/2019	03/02/2019	27/01/2020	02/02/2020	25/01/2021	31/01/2021
32	04/02/2019	10/02/2019	03/02/2020	09/02/2020	01/02/2021	07/02/2021
33	11/02/2019	17/02/2019	10/02/2020	16/02/2020	08/02/2021	14/02/2021
34	18/02/2019	24/02/2019	17/02/2020	23/02/2020	15/02/2021	21/02/2021
35	25/02/2019	03/03/2019	24/02/2020	01/03/2020	22/02/2021	28/02/2021
36	04/03/2019	10/03/2019	02/03/2020	08/03/2020	01/03/2021	07/03/2021
37	11/03/2019	17/03/2019	09/03/2020	15/03/2020	08/03/2021	14/03/2021
38	18/03/2019	24/03/2019	16/03/2020	22/03/2020	15/03/2021	21/03/2021
39	25/03/2019	31/03/2019	23/03/2020	29/03/2020	22/03/2021	28/03/2021
40	01/04/2019	07/04/2019	30/03/2020	05/04/2020	29/03/2021	04/04/2021
41	08/04/2019	14/04/2019	06/04/2020	12/04/2020	05/04/2021	11/04/2021
42	15/04/2019	21/04/2019	13/04/2020	19/04/2020	12/04/2021	18/04/2021
43	22/04/2019	28/04/2019	20/04/2020	26/04/2020	19/04/2021	25/04/2021
44	29/04/2019	05/05/2019	27/04/2020	03/05/2020	26/04/2021	02/05/2021
45	06/05/2019	12/05/2019	04/05/2020	10/05/2020	03/05/2021	09/05/2021
46	13/05/2019	19/05/2019	11/05/2020	17/05/2020	10/05/2021	16/05/2021
47	20/05/2019	26/05/2019	18/05/2020	24/05/2020	17/05/2021	23/05/2021
48	27/05/2019	02/06/2019	25/05/2020	31/05/2020	24/05/2021	30/05/2021
49	03/06/2019	09/06/2019	01/06/2020	07/06/2020	31/05/2021	06/06/2021
50	10/06/2019	16/06/2019	08/06/2020	14/06/2020	07/06/2021	13/06/2021
51	17/06/2019	23/06/2019	15/06/2020	21/06/2020	14/06/2021	20/06/2021
52	24/06/2019	30/06/2019	22/06/2020	30/06/2020	21/06/2021	30/06/2021
53						