

Trade monitoring through customs surveillance data

The TAXUD surveillance system ("customs surveillance") records and centralizes all trade data (import and exports) directly from the national customs authorities on a daily basis. For each transaction, the stored data contain the information available on the Single Administrative Document (SAD), including the volume and origin of the consignment.

As surveillance system does not include intra-trade data, the UK data as EU partner can't be displayed before 1/1/2021. The data as of 1/1/2021 is therefore not comparable with the data until 31/12/2020.

According to Art.55(2) of Commission Implementing Regulation (EU) 2015/2447, the customs authorities shall provide the Commission at least once a week with data on customs declarations for the goods that have been made subject to surveillance at release for free circulation or at export.

The "customs surveillance" data provide actual and prompt information about the trade (import/export) transaction in terms of volume and origin or destination.

In case of a technical issue or another constraint causing delay of the publication, please note that the next upload will be done in the coming days at 12h or 16h.

* The United Kingdom is no longer a Member State of the European Union, however until the end of the transition period it was still a part of the EU Customs Union. Due to the absence of intra-trade data in the surveillance system, the totals of the EU trade data therefore also include the UK data until 31/12/2020. The data as of 1/1/2021 is therefore not comparable with the data until 31/12/2020.

Publication of data

This report is published on a weekly basis.

The data are expressed in quantity of the product itself, unless otherwise stated.

Below the specifications of the products included in the report.

Product	CN code
Soyabeans	1201 10 00; 1201 90 00
Rapeseed	1205 10 10; 1205 10 90; 1205 90 00
Sunflowerseed	1206 00 10; 1206 00 91; 1206 00 99
Soyameal	2304 00 00
Rapeseed meal	2306 41 00; 2306 49 00
Sunflowerseed meal	2306 30 00
Soyaoil	1507 10 10; 1507 10 90; 1507 90 10; 1507 90 90
Rapeseed oil	1514 11 10; 1514 11 90; 1514 19 10; 1514 19 90; 1514 91 10; 1514 91 90; 1514 99 10; 1514 99 90
Sunflowerseed oil	1512 11 10; 1512 11 91; 1512 11 99; 1512 19 10; 1512 19 90
Palm oil	1511 10 10; 1511 10 90; 1511 90 11; 15119019; 15119091; 15119099

Changes in the report

as of 09/07/2018:

- the weekly reference period is from Monday to Sunday (compared to Wednesday to Tuesday previously)
- for 2018/19 marketing year, data for weeks 1 and 2 are aggregated and shown as week 2
- calendar of marketing year weeks is added

Cumul of week 1 to 43

	EU*		EU + UK		EU + UK	
	01/07/2020 - 25/04/2021		01/07/2019 - 26/04/2020		01/07/2018 - 28/04/2019	
	<i>Export</i>		<i>Export</i>	<i>Import</i>	<i>Export</i>	<i>Import</i>
(tonnes)						
Soyabeans	172 660	11 936 945	196 929	11 816 886	146 830	12 796 411
Rapeseed	76 536	5 369 903	18 441	5 177 918	56 145	3 613 960
Sunflowerseed	490 104	757 202	335 108	947 194	416 251	412 749
Total seeds	739 300	18 064 050	550 478	17 941 998	619 226	16 823 120
Soyameal	462 660	13 843 817	385 760	14 573 989	400 994	14 344 248
Rapeseed meal	488 113	340 212	378 908	291 466	341 175	409 845
Sunflowerseed meal	413 109	2 228 880	387 664	2 597 296	290 345	2 739 138
Total meals	1 363 882	16 412 910	1 152 332	17 462 751	1 032 514	17 493 230
Soyaoil	690 079	394 283	551 808	389 472	630 002	328 499
Rapeseed oil	454 125	202 085	159 469	250 693	144 648	243 295
Sunflowerseed oil	431 456	1 421 725	446 500	1 960 609	384 772	1 399 895
Palm oil	82 726	4 277 395	99 388	4 685 294	131 033	5 502 033
Total oils	1 658 385	6 295 489	1 257 165	7 286 067	1 290 454	7 473 722
General Total	3 761 567	40 772 448	2 959 975	42 690 816	2 942 194	41 790 073

* The United Kingdom is no longer a Member State of the European Union, however until the end of the transition period it was still a part of the EU Customs Union. Due to the absence of intra-trade data in the surveillance system, the totals of the EU trade data therefore also include the UK data until 31/12/2020. The data as of 1/1/2021 is therefore not comparable with the data until 31/12/2020.

Week 1 to 43 from 01/07/2020 to 25/04/2021

Summary

Import (tonnes)	Soyabeans	Rapeseed	Sunflower- seed	Soyameal	Rapeseed meal	Sunflower- seed meal	Soyaoil	Rapeseed oil	Sunflower- seed oil	Palm oil
BE	225 106	1 127 640	4 924	136 562		63 564	651	5 485	14 034	110 157
BG	207	34 483	398 670	6 986		3 287	31 905	5 021	10 291	10 420
CZ	530	7 607	6 747	732		6 611	253	2	4 817	145
DK	2 438	30 005	984	827 500	5 559	156 409	49 716	15 029	3 009	38 407
DE	1 918 063	929 049	19 812	1 005 617	1 830	163 111	5 584	388	10 966	160 339
EE	20		5 596	2 178	4 501	5 411	153	1 506	3 042	
IE	10 897		33	167 984				17	28	66
EL	210 426		3 169	331 532		9 353	6 531	78	5 180	53 172
ES	2 497 261	44	38 999	2 145 601	57 009	198 871	28 097	43	277 458	1 256 415
FR	444 126	1 267 409	15 388	1 890 759	81 114	437 087	19 577	315	118 824	149 992
HR	5 386	1 944	35	13 316	595	2 297	3 165	2 486	40 098	6 663
IT	1 730 711	1	5 979	1 288 273	7 809	330 724	3	308	261 708	1 130 972
CY	4		86	74 285		18 779	601	58	2 211	201
LV			303	2 799	19 908	38 891	21	22 209	3 927	56
LT	899	200	2 367	44 914	38 005	24 158	17 660	50 188	10 935	48
LU			1							
HU	48 203	1 185	21 983	212		185	6 645	1	11 425	1 145
MT	1		1				29	2	937	302
NL	3 366 402	1 360 615	79 356	1 877 648		314 743	21 946	28 207	451 398	1 162 037
AT	22 065	19 718	5 602	97		611	416	384	11 333	300
PL	12 917	93 484	10 363	2 023 346	20 291	297 589	158 857	52 902	66 100	484
PT	820 595	139 116	118	15 043	3 298	5 634	1	4	32 220	7 147
RO	135 493	98 014	121 432	409 485	45	191	1 093		11 627	6 662
SI	9 762		576	607 542	2 377	62 621	7 479	4 845	12 789	24
SK	370	10	96	49		22	227		4 889	17
FI	14 608	3 024	33	18 554	51 268	1 500	1 002	64	1	5
SE	9 804	2 978	902	136 501	25 718	15 861	19 189	7 770	2 295	29 462
EU*	11 936 945	5 369 903	757 202	13 843 817	340 212	2 228 880	394 283	202 085	1 421 725	4 277 395

* The United Kingdom is no longer a Member State of the European Union, however until the end of the transition period it was still a part of the EU Customs Union. Due to the absence of intra-trade data in the surveillance system, the totals of the EU trade data therefore also include the UK data until 31/12/2020. The data as of 1/1/2021 is therefore not comparable with the data until 31/12/2020.

Top 5 import origins* - Marketing Year 2020/21 (update of 25/04/2021)

Soyabeans		
Origin	tonnes	share
United States of America	5 302 310	44.4%
Brazil	4 551 042	38.1%
Canada	1 415 390	11.9%
Ukraine	318 039	2.7%
Serbia	121 922	1.0%

Rapeseed		
Origin	tonnes	share
Ukraine	2 190 830	40.8%
Canada	1 881 314	35.0%
Australia	1 086 915	20.2%
Russia	71 211	1.3%
	53 895	1.0%

Sunflowerseed		
Origin	tonnes	share
Russia	281 812	37.2%
Moldova	178 620	23.6%
Ukraine	123 829	16.4%
Argentina	40 068	5.3%
China	37 477	4.9%

Soyameal		
Origin	tonnes	share
Brazil	5 960 123	43.1%
Argentina	5 488 192	39.6%
Paraguay	572 590	4.1%
India	446 175	3.2%
United States of America	383 340	2.8%

Rapeseed meal		
Origin	tonnes	share
Russia	179 106	52.6%
Ukraine	73 384	21.6%
Belarus	55 745	16.4%
United Kingdom	21 521	6.3%

Sunflowerseed meal		
Origin	tonnes	share
Ukraine	1 100 499	49.4%
Russia	778 264	34.9%
Argentina	257 844	11.6%
Serbia	51 110	2.3%
Bosnia and Herzegovina	14 442	0.6%

Sunflowerseed oil		
Origin	tonnes	share
Ukraine	1 257 183	88.4%
Serbia	76 398	5.4%
Moldova	58 761	4.1%
Russia	6 754	0.5%
Argentina	5 494	0.4%

Rapeseed oil		
Origin	tonnes	share
Russia	54 383	26.9%
Ukraine	52 409	25.9%
Belarus	43 256	21.4%
United Kingdom	24 651	12.2%
Canada	12 133	6.0%

Soyaoil		
Origin	tonnes	share
Ukraine	151 287	38.4%
Norway	63 056	16.0%
Serbia	60 749	15.4%
Russia	52 345	13.3%
Paraguay	44 557	11.3%

Palm oil		
Origin	tonnes	share
Indonesia	1 834 450	42.9%
Malaysia	964 963	22.6%
Guatemala	421 896	9.9%
Papua New Guinea	343 056	8.0%
Honduras	316 055	7.4%

* The United Kingdom is no longer a Member State of the European Union, however until the end of the transition period it was still a part of the EU Customs Union. Due to the absence of intra-trade data in the surveillance system, the totals of the EU trade data therefore also include the UK data until 31/12/2020. The data as of 1/1/2021 is therefore not comparable with the data until 31/12/2020.

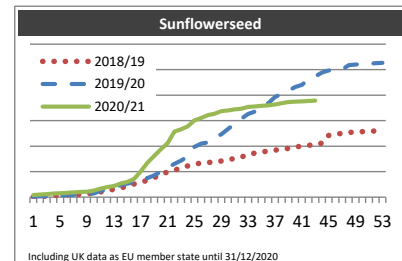
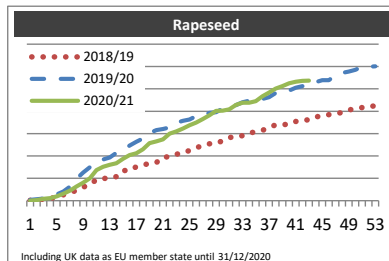
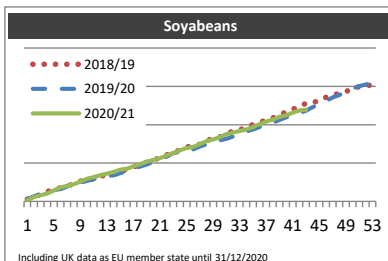
Week 1 to 43 from 01/07/2020 to 25/04/2021

(tonnes)

Soyabeans			
week	2018/19	2019/20	2020/21
1	288 686	-	163 413
2	496 370	659 958	555 679
3	954 325	945 349	809 177
4	1 277 536	1 206 069	1 030 274
5	1 553 667	1 459 821	1 426 359
6	1 768 090	1 599 343	1 791 837
7	1 995 444	1 918 824	2 034 261
8	2 293 160	2 080 718	2 232 628
9	2 650 456	2 430 768	2 589 473
10	2 789 177	2 674 638	2 966 515
11	2 922 870	2 942 766	3 154 630
12	3 286 073	3 069 834	3 416 837
13	3 467 886	3 320 577	3 617 651
14	3 747 995	3 400 305	3 818 988
15	3 956 967	3 684 034	4 143 948
16	4 161 338	3 975 223	4 255 378
17	4 491 345	4 282 801	4 582 823
18	4 780 949	4 542 592	4 857 846
19	5 104 115	4 797 713	5 165 400
20	5 389 195	5 189 273	5 410 259
21	5 684 462	5 493 024	5 635 079
22	6 076 146	5 837 209	6 015 508
23	6 324 586	6 294 102	6 289 029
24	6 732 528	6 439 558	6 663 929
25	7 092 492	6 658 597	6 974 108
26	7 248 596	6 783 844	7 112 759
27	7 445 154	7 153 194	7 484 284
28	7 942 010	7 439 728	7 863 895
29	8 206 863	7 658 418	8 091 786
30	8 408 685	7 983 799	8 365 783
31	8 781 660	8 168 745	8 786 942
32	9 201 340	8 471 219	8 980 924
33	9 320 143	8 849 052	9 189 755
34	9 680 433	9 127 667	9 392 274
35	10 024 440	9 378 265	9 690 292
36	10 341 600	9 699 943	10 070 310
37	10 591 722	10 039 587	10 404 017
38	10 867 560	10 260 376	10 689 110
39	11 281 098	10 609 179	11 036 688
40	11 653 177	10 964 545	11 235 021
41	12 039 911	11 270 664	11 580 151
42	12 327 992	11 522 310	11 859 086
43	12 796 411	11 816 886	11 936 945
44	12 901 561	12 285 278	
45	13 135 433	12 699 528	
46	13 594 519	13 101 564	
47	13 863 859	13 556 222	
48	14 078 461	13 862 946	
49	14 322 602	14 302 368	
50	14 676 338	14 712 851	
51	14 960 213	15 013 396	
52	15 138 028	15 251 772	
53	15 138 028	15 363 646	

Rapeseed			
week	2018/19	2019/20	2020/21
1	18 838	-	2 303
2	40 368	65 811	30 315
3	60 127	99 835	87 701
4	78 483	229 803	117 612
5	201 278	282 612	191 335
6	261 191	407 773	310 167
7	360 159	633 499	447 212
8	464 523	985 410	634 354
9	611 298	1 255 929	809 913
10	716 449	1 499 678	1 005 711
11	939 882	1 604 609	1 368 631
12	976 410	1 841 860	1 519 991
13	1 064 211	1 928 508	1 608 774
14	1 072 146	2 136 766	1 675 146
15	1 345 074	2 274 558	1 870 242
16	1 348 983	2 466 434	2 045 397
17	1 521 515	2 632 200	2 115 698
18	1 582 371	2 781 770	2 302 334
19	1 676 158	3 030 217	2 574 765
20	1 701 972	3 161 679	2 653 090
21	1 949 811	3 210 265	2 740 806
22	1 961 332	3 279 623	3 000 168
23	2 081 680	3 482 110	3 101 585
24	2 119 198	3 568 769	3 225 784
25	2 246 491	3 633 475	3 374 715
26	2 383 209	3 775 469	3 495 565
27	2 437 578	3 798 068	3 654 644
28	2 548 077	3 926 802	3 816 507
29	2 554 495	3 959 863	4 020 498
30	2 682 275	4 113 758	4 021 357
31	2 834 863	4 234 166	4 086 446
32	2 838 191	4 271 908	4 278 142
33	2 914 848	4 400 563	4 385 288
34	3 033 563	4 468 819	4 386 002
35	3 067 590	4 469 503	4 450 346
36	3 144 967	4 553 737	4 665 646
37	3 270 336	4 625 305	4 835 746
38	3 395 067	4 818 533	5 010 845
39	3 407 413	4 928 847	5 126 480
40	3 409 971	4 929 337	5 253 198
41	3 538 968	5 055 893	5 315 940
42	3 609 400	5 125 991	5 360 128
43	3 613 960	5 177 918	5 369 903
44	3 744 185	5 299 408	
45	3 804 963	5 390 588	
46	3 845 893	5 393 211	
47	3 911 394	5 611 744	
48	3 939 221	5 713 407	
49	4 051 821	5 775 457	
50	4 116 729	5 856 811	
51	4 165 107	5 989 247	
52	4 229 708	5 989 491	
53	4 229 708	6 009 330	

Sunflowerseed			
week	2018/19	2019/20	2020/21
1	2 758	-	16 761
2	4 964	6 041	19 897
3	7 718	7 883	23 107
4	12 749	11 071	27 803
5	14 944	13 808	31 016
6	17 834	16 190	34 177
7	19 393	17 824	37 765
8	21 344	19 907	39 963
9	24 434	22 700	42 104
10	32 943	28 546	50 780
11	40 524	49 237	67 467
12	51 067	61 513	78 060
13	61 014	80 498	88 232
14	72 691	94 303	107 383
15	85 221	107 384	118 575
16	102 853	115 935	143 817
17	118 161	137 734	201 932
18	130 853	150 504	272 010
19	152 497	170 286	323 928
20	175 029	200 706	374 526
21	197 935	231 753	424 027
22	213 160	260 328	513 431
23	224 461	286 195	533 627
24	245 311	319 118	554 477
25	255 466	394 721	601 323
26	269 105	419 523	621 950
27	271 283	429 372	643 023
28	276 437	467 347	653 489
29	283 685	493 675	675 239
30	291 034	534 495	680 835
31	305 168	576 931	688 776
32	314 111	616 164	693 668
33	334 917	651 580	706 996
34	344 800	672 000	710 685
35	354 446	722 603	716 187
36	360 563	736 755	720 314
37	368 190	785 623	726 847
38	377 051	808 103	737 247
39	382 483	835 176	745 256
40	392 120	863 911	748 569
41	401 566	881 232	751 742
42	406 678	926 181	753 731
43	412 749	947 194	757 202
44	423 598	977 467	
45	484 518	993 848	
46	495 085	998 495	
47	499 266	1 003 067	
48	506 539	1 034 701	
49	511 214	1 039 902	
50	513 758	1 043 803	
51	516 424	1 047 663	
52	518 687	1 051 591	
53	518 687	1 053 603	



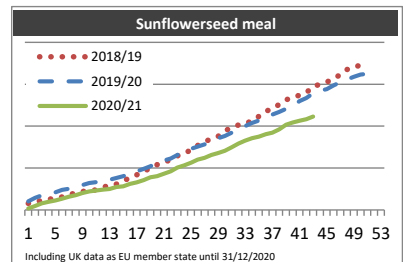
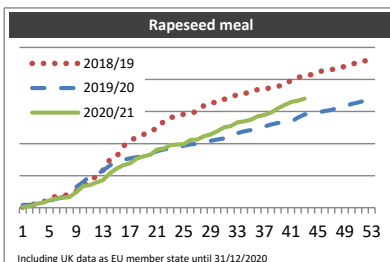
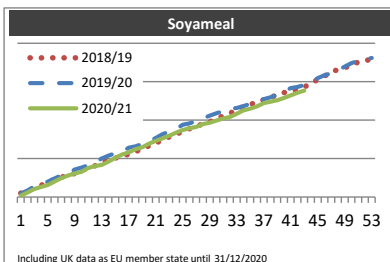
Week 1 to 43 from 01/07/2020 to 25/04/2021

(tonnes)

Soyameal			
week	2018/19	2019/20	2020/21
1	504 142	-	179 541
2	821 299	839 197	576 284
3	1 149 827	1 351 482	1 037 155
4	1 517 914	1 684 541	1 292 249
5	1 962 698	2 002 584	1 571 417
6	2 269 005	2 435 665	2 012 668
7	2 575 340	2 804 042	2 449 018
8	2 842 491	3 050 234	2 810 644
9	3 044 413	3 585 267	3 063 783
10	3 421 528	3 820 112	3 278 057
11	3 799 665	4 119 910	3 775 548
12	4 052 599	4 491 112	4 022 187
13	4 488 230	5 003 259	4 169 928
14	4 767 442	5 370 882	4 606 101
15	5 060 083	5 693 373	5 101 556
16	5 263 310	5 901 830	5 532 918
17	5 589 822	6 406 929	5 820 277
18	5 872 535	6 600 719	6 205 392
19	6 312 581	6 904 525	6 471 086
20	6 647 465	7 257 454	6 948 872
21	7 057 857	7 676 387	7 304 592
22	7 359 358	8 160 278	7 615 244
23	7 822 956	8 515 859	7 971 214
24	8 122 083	8 859 303	8 363 850
25	8 595 143	9 419 835	8 705 990
26	8 885 537	9 567 557	8 943 167
27	9 250 923	9 897 326	9 126 903
28	9 467 927	10 242 068	9 479 142
29	9 771 899	10 569 873	9 679 095
30	10 170 818	10 891 271	9 954 432
31	10 556 932	11 151 977	10 196 724
32	10 890 758	11 467 436	10 404 224
33	11 319 501	11 588 353	10 836 133
34	11 785 123	11 822 872	11 266 497
35	12 045 273	12 133 097	11 500 997
36	12 309 026	12 450 673	11 802 318
37	12 643 123	12 727 687	12 208 679
38	12 905 644	12 967 476	12 383 216
39	13 347 844	13 307 657	12 599 198
40	13 584 589	13 716 369	12 895 552
41	13 806 897	14 188 614	13 217 450
42	14 029 587	14 332 636	13 585 155
43	14 344 248	14 573 989	13 843 817
44	14 668 097	14 913 077	
45	15 320 626	15 463 681	
46	15 736 186	15 843 623	
47	16 302 381	16 101 683	
48	16 550 163	16 500 958	
49	16 807 409	16 956 774	
50	17 146 738	17 419 957	
51	17 578 754	17 694 944	
52	17 813 740	17 931 473	
53	17 813 740	18 081 570	

Rapeseed meal			
week	2018/19	2019/20	2020/21
1	1 961	-	2 517
2	6 042	8 988	4 198
3	13 480	12 171	12 303
4	16 157	17 247	15 713
5	31 136	22 264	23 499
6	34 769	28 374	28 772
7	37 288	33 463	31 119
8	41 853	51 416	33 891
9	51 541	65 495	48 922
10	67 106	80 547	67 123
11	82 010	99 319	71 166
12	99 969	104 068	79 202
13	117 851	116 020	86 934
14	151 139	132 223	108 011
15	160 039	142 981	122 229
16	193 073	149 151	133 128
17	207 797	153 946	138 726
18	220 690	157 602	153 843
19	228 308	162 657	160 494
20	241 174	166 354	165 189
21	245 603	176 169	181 101
22	270 067	181 919	184 631
23	281 929	183 507	195 504
24	284 383	186 166	196 660
25	292 277	193 184	198 505
26	294 319	197 518	211 655
27	301 356	199 302	212 980
28	318 885	200 915	222 791
29	327 503	208 460	228 456
30	328 825	212 525	238 662
31	338 243	216 367	250 529
32	344 537	228 814	254 669
33	353 051	232 933	266 320
34	356 057	238 363	269 328
35	361 294	242 516	274 821
36	368 292	246 408	285 274
37	370 193	253 354	289 373
38	374 096	259 666	296 568
39	379 048	264 742	310 191
40	383 207	265 826	320 175
41	398 209	268 878	329 774
42	406 926	281 254	334 177
43	409 845	291 466	340 212
44	415 396	292 264	
45	424 579	296 491	
46	427 889	301 386	
47	430 700	305 170	
48	438 159	312 787	
49	440 402	315 656	
50	446 532	323 502	
51	455 000	328 352	
52	458 139	334 143	
53	458 139	334 706	

Sunflowerseed meal			
week	2018/19	2019/20	2020/21
1	55 379	-	35 885
2	113 942	138 678	94 071
3	156 457	205 783	157 119
4	191 590	289 328	195 625
5	225 366	347 171	227 778
6	253 309	383 784	269 888
7	287 012	423 921	313 975
8	311 969	478 707	351 413
9	375 003	507 084	405 908
10	396 783	547 535	440 182
11	443 165	596 511	462 890
12	459 703	641 178	484 228
13	481 830	662 601	500 761
14	539 115	697 210	548 793
15	597 086	723 278	564 030
16	619 081	765 359	620 310
17	701 769	804 475	658 867
18	758 127	864 733	712 960
19	838 736	919 967	778 785
20	931 113	978 020	804 797
21	985 638	1 045 033	864 725
22	1 080 923	1 127 407	919 857
23	1 134 066	1 180 564	1 009 696
24	1 200 842	1 229 300	1 064 254
25	1 290 463	1 312 298	1 127 748
26	1 348 575	1 407 890	1 201 968
27	1 434 412	1 459 246	1 245 759
28	1 540 366	1 513 869	1 311 074
29	1 622 691	1 564 617	1 357 448
30	1 703 331	1 635 839	1 413 023
31	1 757 606	1 712 545	1 498 927
32	1 893 511	1 763 303	1 585 343
33	1 959 065	1 845 200	1 655 225
34	2 026 890	1 915 985	1 710 501
35	2 077 188	2 003 837	1 749 858
36	2 113 258	2 076 984	1 809 558
37	2 236 728	2 134 051	1 846 937
38	2 354 390	2 218 211	1 922 319
39	2 415 529	2 275 612	2 033 444
40	2 516 771	2 341 496	2 088 748
41	2 630 336	2 413 048	2 130 542
42	2 676 143	2 484 047	2 165 239
43	2 739 138	2 597 296	2 228 880
44	2 796 673	2 670 920	
45	2 953 346	2 782 817	
46	2 995 282	2 847 512	
47	3 053 373	2 884 037	
48	3 136 475	2 972 179	
49	3 227 071	3 043 961	
50	3 351 290	3 116 789	
51	3 387 110	3 179 298	
52	3 467 986	3 229 255	
53	3 467 986	3 249 626	



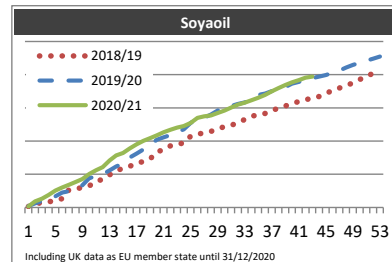
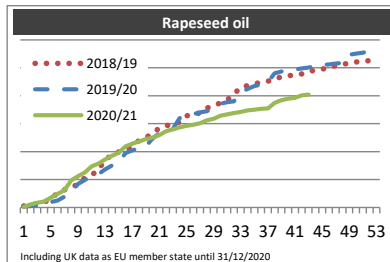
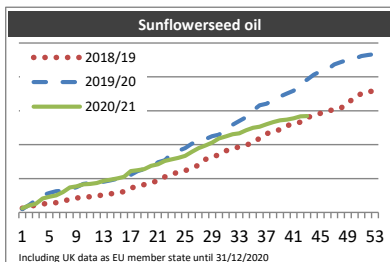
Week 1 to 43 from 01/07/2020 to 25/04/2021

(tonnes)

Sunflowerseed oil			
week	2018/19	2019/20	2020/21
1	61 268	-	61 274
2	91 356	106 583	99 767
3	103 520	178 148	127 510
4	122 488	254 918	206 284
5	137 600	287 404	233 077
6	144 467	312 656	250 043
7	163 831	321 057	300 502
8	195 188	343 200	369 020
9	213 601	370 265	384 067
10	224 443	420 312	412 657
11	232 727	432 280	419 245
12	242 799	448 255	432 727
13	260 136	454 729	467 867
14	273 015	472 311	483 678
15	289 836	494 694	502 637
16	306 651	515 889	525 811
17	360 827	553 957	608 046
18	382 683	610 372	622 687
19	412 383	640 136	639 838
20	443 490	652 087	688 166
21	462 076	740 946	711 439
22	524 633	768 472	758 515
23	554 681	866 554	780 953
24	599 796	909 861	806 057
25	617 582	949 483	833 252
26	654 821	1 013 250	893 646
27	698 240	1 056 259	949 839
28	781 397	1 083 126	987 368
29	824 347	1 123 396	1 031 090
30	845 981	1 146 254	1 090 890
31	908 668	1 220 653	1 122 538
32	939 542	1 294 806	1 153 899
33	967 020	1 348 967	1 166 397
34	994 224	1 403 927	1 211 388
35	1 027 530	1 501 435	1 248 462
36	1 095 079	1 580 030	1 265 977
37	1 160 972	1 605 252	1 299 917
38	1 197 598	1 656 906	1 332 594
39	1 221 964	1 710 581	1 360 839
40	1 280 555	1 752 245	1 368 461
41	1 305 084	1 795 294	1 389 756
42	1 332 379	1 905 176	1 418 139
43	1 399 895	1 960 609	1 421 725
44	1 435 222	2 035 397	
45	1 462 834	2 083 766	
46	1 483 659	2 109 487	
47	1 528 278	2 184 055	
48	1 542 289	2 218 574	
49	1 617 704	2 251 857	
50	1 693 407	2 269 837	
51	1 752 397	2 307 210	
52	1 786 269	2 322 723	
53	1 786 269	2 336 016	

Rapeseed oil			
week	2018/19	2019/20	2020/21
1	2 712	-	1 175
2	4 478	2 815	5 573
3	6 644	3 928	8 591
4	9 576	6 523	10 444
5	14 119	9 599	17 557
6	27 270	12 589	24 336
7	31 347	19 294	30 856
8	36 686	27 316	48 618
9	41 081	42 334	55 911
10	53 395	49 283	62 685
11	58 532	55 079	73 567
12	66 233	59 497	78 739
13	87 150	68 341	86 113
14	91 896	74 845	92 598
15	99 474	80 516	98 040
16	103 304	97 591	109 291
17	109 494	102 350	114 035
18	120 262	106 372	117 987
19	125 162	109 618	122 604
20	132 636	123 778	125 079
21	142 192	132 867	129 502
22	146 669	135 764	136 799
23	148 527	140 973	139 954
24	152 826	160 048	143 540
25	164 048	162 335	146 233
26	166 962	166 975	148 024
27	168 949	170 236	151 070
28	177 918	172 314	156 128
29	182 998	178 270	158 931
30	186 831	185 664	164 317
31	192 517	188 504	166 798
32	203 056	190 263	169 009
33	215 252	206 809	171 175
34	218 126	212 045	173 999
35	221 200	217 296	175 078
36	224 259	220 235	176 496
37	225 883	224 978	177 552
38	230 711	240 233	187 134
39	233 732	243 632	191 916
40	235 587	245 436	194 701
41	237 988	246 954	196 480
42	239 206	249 055	200 800
43	243 295	250 693	202 085
44	245 817	253 248	
45	247 582	255 312	
46	251 384	256 168	
47	253 570	257 612	
48	256 650	258 893	
49	257 988	273 386	
50	260 330	275 618	
51	261 944	277 217	
52	262 779	279 710	
53	262 779	280 671	

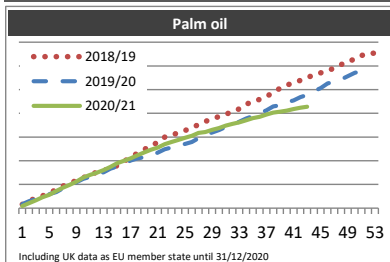
Soyaoil			
week	2018/19	2019/20	2020/21
1	2 957	-	3 111
2	11 314	12 438	18 274
3	14 218	18 797	26 634
4	16 605	26 145	37 837
5	22 326	33 793	50 966
6	26 205	44 952	60 245
7	52 997	49 315	68 555
8	55 605	55 216	77 184
9	60 447	67 053	85 951
10	64 853	88 347	100 913
11	78 523	94 438	112 193
12	85 147	100 355	121 265
13	98 158	111 761	141 735
14	110 439	123 615	156 551
15	118 343	132 448	163 850
16	123 952	150 517	178 161
17	133 681	161 823	190 174
18	138 363	174 485	200 896
19	145 300	188 522	208 610
20	167 841	203 856	217 127
21	173 711	211 628	226 547
22	185 307	217 813	234 162
23	190 640	227 201	240 354
24	194 364	235 011	245 288
25	214 809	254 306	254 456
26	221 305	268 173	269 918
27	223 693	270 342	274 508
28	229 105	280 057	277 475
29	235 142	291 641	284 626
30	243 681	300 868	291 844
31	247 829	305 653	301 267
32	254 396	312 069	309 543
33	265 565	316 324	315 911
34	275 459	325 360	322 833
35	278 259	339 382	330 191
36	283 334	342 777	339 058
37	292 124	350 155	349 592
38	299 226	355 758	360 052
39	306 070	362 894	369 123
40	313 151	373 031	376 786
41	319 181	378 035	383 626
42	324 839	383 802	391 214
43	328 499	389 472	394 283
44	334 761	394 418	
45	343 068	398 828	
46	353 347	405 868	
47	359 422	412 442	
48	367 788	421 783	
49	375 121	429 415	
50	385 846	435 635	
51	392 888	442 046	
52	405 191	448 499	
53	405 191	454 668	



Week 1 to 43 from 01/07/2020 to 25/04/2021

(tonnes)

Palm oil			
week	2018/19	2019/20	2020/21
1	158 347	-	89 490
2	311 837	169 348	214 613
3	412 920	297 777	335 252
4	515 221	382 301	465 888
5	654 143	518 719	567 507
6	773 761	594 942	723 657
7	926 761	673 468	865 940
8	1 050 837	839 409	985 651
9	1 169 640	966 235	1 126 446
10	1 278 421	1 099 656	1 294 912
11	1 417 487	1 231 944	1 407 249
12	1 518 155	1 317 933	1 501 105
13	1 590 879	1 435 815	1 608 551
14	1 685 711	1 515 758	1 739 407
15	1 794 052	1 660 458	1 893 653
16	1 993 277	1 760 345	1 998 950
17	2 107 893	1 889 245	2 103 756
18	2 336 536	2 004 488	2 232 784
19	2 471 546	2 103 809	2 355 365
20	2 656 427	2 149 983	2 469 631
21	2 765 275	2 223 389	2 558 961
22	2 995 604	2 342 151	2 702 695
23	3 065 086	2 481 090	2 792 248
24	3 189 128	2 559 771	2 871 558
25	3 271 617	2 654 954	2 969 341
26	3 388 262	2 710 863	3 053 112
27	3 529 211	2 795 954	3 168 832
28	3 657 864	2 948 897	3 211 557
29	3 766 854	3 096 808	3 303 406
30	3 858 652	3 193 328	3 379 266
31	3 954 772	3 290 124	3 476 235
32	4 077 636	3 426 304	3 555 370
33	4 190 673	3 504 910	3 622 208
34	4 384 373	3 649 456	3 700 912
35	4 485 238	3 775 471	3 798 994
36	4 591 734	3 877 653	3 853 530
37	4 699 418	4 014 762	3 942 720
38	4 885 542	4 126 238	4 033 473
39	5 059 153	4 290 102	4 069 398
40	5 192 229	4 335 669	4 111 742
41	5 280 427	4 466 879	4 176 074
42	5 393 354	4 546 505	4 236 608
43	5 502 033	4 685 294	4 277 395
44	5 626 721	4 777 791	
45	5 705 966	4 934 755	
46	5 788 580	5 066 092	
47	5 912 629	5 256 028	
48	6 051 375	5 333 361	
49	6 195 869	5 422 905	
50	6 276 189	5 566 657	
51	6 437 772	5 709 551	
52	6 534 015	5 785 847	
53	6 534 015	5 826 963	



Week 1 to 43 from 01/07/2020 to 25/04/2021

Summary

Export (tonnes)	Soyabeans	Rapeseed	Sunflower- seed	Soyameal	Rapeseed meal	Sunflower- seed meal	Soyaoil	Rapeseed oil	Sunflower- seed oil	Palm oil
BE	7 476	12	198	6 303	8 354	132	35 087	114 864	14 472	1 408
BG	2	1	164 357	9	1 525	221 861		28	134 272	370
CZ	16	7	18	21		239		638	1 302	
DK	120	12	209	1 199	4 490		714	31 404	69	16 647
DE	1 709	3 888	1 738	62 045	34 934	30 639	65 885	125 752	12 594	7 064
EE		2 095			3 711		446	10 420	622	
IE		3 000					1	7		
EL			35	41 167	9 002	11 576	1 143	509	964	915
ES	31	685	4 839	9 262		2 198	303 659	2 952	69 391	1 033
FR	13 398	3 521	38 809	13 591	56 230	16 596	14 014	19 764	68 196	18
HR	81 124	4	12 703	475	247	237	2	843	5 190	568
IT	8 286	4	943	26 002	263	2 770	61 886	976	10 001	5 531
CY									26	
LV		2 700	13	6 748	41 650	23		5	4	3
LT	1	55 080	78	65 120	33 116			3 539	41	
LU	1								1	
HU	7	271	13 270	64	75	4 061	270	3 253	27 187	7
MT										
NL	4 499	520	2 658	150 017	1 044	14 102	147 145	101 226	27 297	38 732
AT	2 073	1 197	10 524	7 760	3 979	2 247	469	921	3 871	42
PL	211	3 264	1 005	2 463	3 401		232	5 711	1 987	141
PT	69		13	14 557	346	746	58 353		10 911	225
RO	53 608	169	235 938	55 482	203 493	105 683	25	16 063	41 373	23
SI	24	1	3	375			1	185	158	
SK										
FI		1	3		37 491		2	426		
SE	6	104	2 749		44 760		746	14 639	1 525	9 999
EU*	172 660	76 536	490 104	462 660	488 113	413 109	690 079	454 125	431 456	82 726

* The United Kingdom is no longer a Member State of the European Union, however until the end of the transition period it was still a part of the EU Customs Union. Due to the absence of intra-trade data in the surveillance system, the totals of the EU trade data therefore also include the UK data until 31/12/2020. The data as of 1/1/2021 is therefore not comparable with the data until 31/12/2020.

Top 5 export destinations* - Marketing Year 2020/21 (update of 25/04/2021)

Soyabeans		
Destination	tonnes	share
Russia	120 613	69.9%
Turkey	15 625	9.0%
Switzerland	12 433	7.2%
Bosnia and Herzegovina	7 669	4.4%
Georgia	4 036	2.3%

Rapeseed		
Destination	tonnes	share
United Kingdom	60 761	79.4%
Norway	5 365	7.0%
Russia	3 708	4.8%
Switzerland	3 023	4.0%
	1 233	1.6%

Sunflowerseed		
Destination	tonnes	share
Turkey	238 839	48.7%
United States of America	37 319	7.6%
Bangladesh	32 086	6.5%
Morocco	31 994	6.5%
Serbia	26 102	5.3%

Soyameal		
Destination	tonnes	share
Switzerland	115 813	25.0%
United Kingdom	98 684	21.3%
Uzbekistan	66 683	14.4%
North Macedonia	29 299	6.3%
Moldova	21 201	4.6%

Rapeseed meal		
Destination	tonnes	share
Norway	163 531	33.5%
Israel	145 736	29.9%
Morocco	51 355	10.5%

Sunflowerseed meal		
Destination	tonnes	share
North Macedonia	98 798	23.9%
Turkey	81 652	19.8%
Kosovo	54 088	13.1%
Israel	41 537	10.1%
Morocco	40 500	9.8%

Sunflowerseed oil		
Destination	tonnes	share
United Kingdom	55 863	12.9%
North Macedonia	52 264	12.1%
South Africa	40 083	9.3%
Kosovo	34 296	7.9%
Morocco	31 890	7.4%

Rapeseed oil		
Destination	tonnes	share
China	194 797	42.9%
Norway	167 578	36.9%
Israel	42 846	9.4%
Switzerland	10 982	2.4%
United Kingdom	6 451	1.4%

Soyaoil		
Destination	tonnes	share
Morocco	267 140	38.7%
Algeria	126 005	18.3%
South Africa	80 476	11.7%
United Kingdom	40 984	5.9%
Tunisia	20 644	3.0%

Palm oil		
Destination	tonnes	share
United Kingdom	23 138	28.0%
Russia	19 297	23.3%
Uruguay	7 150	8.6%
Serbia	6 274	7.6%
Switzerland	5 633	6.8%

* The United Kingdom is no longer a Member State of the European Union, however until the end of the transition period it was still a part of the EU Customs Union. Due to the absence of intra-trade data in the surveillance system, the totals of the EU trade data therefore also include the UK data until 31/12/2020. The data as of 1/1/2021 is therefore not comparable with the data until 31/12/2020.

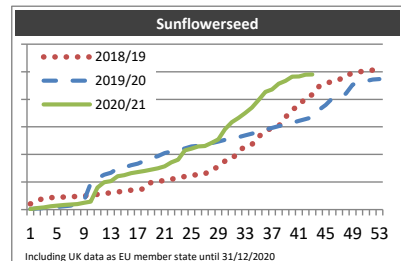
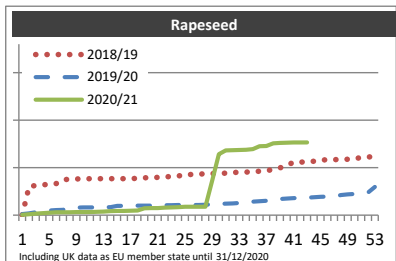
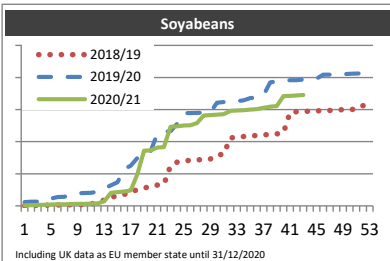
Week 1 to 43 from 01/07/2020 to 25/04/2021

(tonnes)

Soyabeans			
week	2018/19	2019/20	2020/21
1	206	-	730
2	658	6 554	1 194
3	795	6 665	1 430
4	906	6 786	1 671
5	1 071	11 525	2 067
6	1 439	13 880	2 353
7	1 542	13 997	2 567
8	1 645	17 058	2 884
9	1 746	19 528	3 011
10	2 050	19 875	3 117
11	2 925	20 355	3 321
12	5 879	22 139	3 925
13	9 109	27 193	7 269
14	13 440	31 870	20 230
15	15 329	36 878	21 185
16	17 545	57 558	22 220
17	23 384	62 598	23 959
18	24 509	74 512	49 652
19	27 376	84 604	85 883
20	30 779	85 246	86 365
21	32 484	112 132	90 801
22	33 328	115 725	91 468
23	62 678	116 341	123 174
24	68 247	128 104	123 951
25	68 818	144 495	125 381
26	71 637	144 543	125 680
27	71 640	144 853	128 876
28	72 105	145 256	140 791
29	72 986	145 509	141 410
30	79 585	160 782	141 964
31	80 171	161 644	142 852
32	106 050	162 211	147 801
33	106 753	163 064	148 525
34	108 080	164 579	149 115
35	108 833	168 048	149 839
36	109 901	168 913	150 525
37	110 393	172 244	152 858
38	111 603	192 223	154 449
39	112 180	194 039	155 589
40	113 432	194 802	171 138
41	145 756	195 609	171 502
42	146 465	195 878	172 139
43	146 830	196 929	172 660
44	147 502	197 421	
45	147 957	198 072	
46	148 162	204 214	
47	148 642	204 463	
48	148 981	204 925	
49	149 885	205 208	
50	150 166	205 595	
51	150 847	206 107	
52	156 060	206 409	
53	156 060	206 515	

Rapeseed			
week	2018/19	2019/20	2020/21
1	209	-	391
2	30 342	1 955	1 006
3	31 182	3 050	1 661
4	31 941	4 088	2 205
5	32 546	4 859	2 673
6	33 278	5 291	2 984
7	37 558	5 612	3 118
8	37 756	7 781	3 147
9	38 061	7 975	3 228
10	38 173	8 081	3 278
11	38 291	8 127	3 372
12	38 337	8 194	3 439
13	38 387	8 275	3 665
14	38 397	8 392	4 297
15	38 436	9 766	4 372
16	38 476	9 838	4 469
17	38 515	9 966	4 567
18	38 677	9 986	4 928
19	39 265	9 987	7 222
20	39 509	10 008	7 406
21	39 807	10 125	7 483
22	40 103	10 377	7 869
23	40 956	10 455	8 156
24	41 131	10 672	8 437
25	42 702	10 745	8 773
26	42 749	10 745	8 811
27	42 951	10 791	8 834
28	43 623	11 037	8 891
29	43 738	11 435	36 531
30	44 006	11 809	64 150
31	44 193	12 154	68 229
32	44 998	12 390	68 419
33	45 116	12 782	68 646
34	45 346	13 496	68 729
35	45 624	14 161	69 468
36	46 321	14 558	72 630
37	46 491	15 129	72 707
38	48 340	15 478	75 675
39	49 690	16 951	76 143
40	52 119	17 483	76 244
41	55 735	17 851	76 416
42	55 821	18 156	76 533
43	56 145	18 441	76 536
44	56 661	18 843	
45	57 961	19 214	
46	58 340	19 612	
47	58 487	19 829	
48	58 757	21 108	
49	58 948	21 808	
50	59 056	22 300	
51	60 950	23 256	
52	61 321	23 968	
53	61 321	29 703	

Sunflowerseed			
week	2018/19	2019/20	2020/21
1	20 714	-	1 753
2	32 523	3 674	5 401
3	41 014	5 504	8 174
4	43 407	7 832	11 769
5	44 563	9 591	14 547
6	45 528	12 139	16 519
7	46 636	14 028	18 600
8	47 808	20 609	20 193
9	49 757	32 898	24 761
10	52 485	95 658	28 606
11	55 339	113 822	80 139
12	58 525	126 493	99 508
13	61 174	134 072	103 652
14	64 099	149 891	120 793
15	67 152	153 339	124 691
16	70 148	161 099	131 930
17	72 980	166 856	136 506
18	75 532	176 894	140 306
19	99 247	187 003	144 805
20	102 172	194 159	149 840
21	105 688	204 736	157 165
22	110 148	210 489	171 563
23	114 831	216 033	180 918
24	119 825	222 085	214 701
25	125 093	229 411	221 045
26	126 675	231 571	228 847
27	129 212	234 534	230 786
28	146 964	240 925	242 136
29	153 715	246 627	254 686
30	175 831	252 957	291 694
31	182 570	257 910	317 426
32	210 731	262 965	332 619
33	229 596	268 762	349 760
34	236 266	275 388	370 042
35	264 352	281 957	397 580
36	284 679	290 960	426 633
37	296 314	296 235	435 409
38	302 964	302 839	456 733
39	334 610	309 296	466 911
40	363 547	315 160	481 824
41	374 375	321 924	482 730
42	407 423	328 346	489 351
43	416 251	335 108	490 104
44	446 594	362 346	
45	458 485	379 909	
46	464 925	403 498	
47	470 608	409 562	
48	488 190	420 332	
49	493 405	453 513	
50	499 983	459 717	
51	503 101	465 976	
52	505 973	472 086	
53	505 973	473 400	



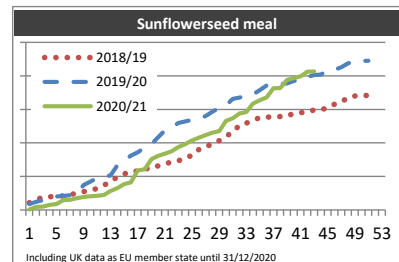
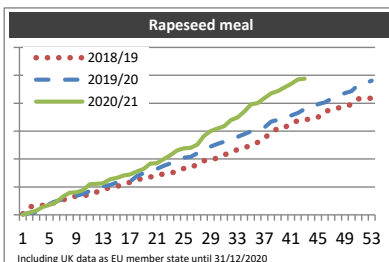
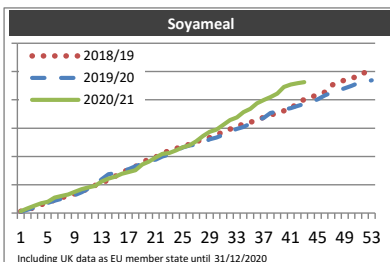
Week 1 to 43 from 01/07/2020 to 25/04/2021

(tonnes)

Soyameal			
week	2018/19	2019/20	2020/21
1	6 461	-	6 588
2	10 446	11 666	16 524
3	20 719	18 790	25 894
4	29 107	27 537	34 125
5	38 910	35 821	40 168
6	45 172	43 982	54 923
7	53 670	50 339	59 881
8	61 011	60 153	65 555
9	67 941	63 302	74 647
10	73 663	73 539	84 143
11	89 211	86 007	90 840
12	97 435	99 546	96 270
13	108 124	119 510	111 757
14	116 220	137 378	121 785
15	130 462	140 209	128 705
16	143 121	150 228	138 851
17	154 181	155 492	145 293
18	164 379	165 111	151 413
19	177 504	173 933	172 040
20	192 251	184 804	182 097
21	198 581	188 597	196 493
22	211 051	199 988	208 889
23	220 526	207 234	212 486
24	228 071	220 953	221 390
25	236 799	231 457	232 227
26	242 716	238 720	239 293
27	251 981	242 038	253 568
28	260 568	249 000	272 782
29	266 634	260 918	287 157
30	275 507	267 016	295 277
31	288 356	276 559	311 551
32	296 916	288 718	328 794
33	305 316	297 501	338 174
34	315 682	304 292	356 394
35	321 080	316 083	368 097
36	328 884	326 061	388 033
37	339 009	336 248	399 702
38	345 429	353 299	409 627
39	354 254	358 900	422 145
40	361 564	366 158	445 342
41	368 186	370 871	453 932
42	390 067	378 866	458 967
43	400 994	385 760	462 660
44	408 951	392 842	
45	419 226	402 304	
46	426 625	414 965	
47	451 053	425 352	
48	461 538	432 997	
49	469 556	441 041	
50	476 776	449 501	
51	483 256	459 396	
52	497 275	463 823	
53	497 275	469 180	

Rapeseed meal			
week	2018/19	2019/20	2020/21
1	3 931	-	416
2	28 615	6 382	7 928
3	32 773	8 516	15 462
4	33 907	26 921	28 928
5	40 175	38 540	35 988
6	44 330	49 175	46 151
7	54 757	55 769	65 723
8	57 077	57 481	79 206
9	68 565	68 220	80 913
10	69 559	75 444	89 058
11	71 367	85 245	110 024
12	81 544	89 529	110 802
13	91 531	103 102	113 551
14	97 466	106 947	127 316
15	102 164	115 503	132 228
16	108 770	116 685	140 919
17	117 543	119 388	145 066
18	123 315	138 353	155 468
19	133 867	149 887	164 336
20	135 376	160 313	183 807
21	142 539	164 893	185 171
22	146 842	175 566	199 330
23	150 399	184 883	214 083
24	154 545	194 288	231 331
25	165 979	204 723	238 413
26	169 063	207 162	240 193
27	181 050	220 978	251 809
28	194 116	230 570	282 818
29	195 845	244 919	299 957
30	204 289	254 081	309 582
31	215 034	262 415	317 399
32	222 709	269 039	339 677
33	234 085	279 778	349 022
34	241 336	288 772	369 621
35	247 670	299 602	395 822
36	259 866	307 340	400 489
37	277 351	312 554	418 119
38	290 632	334 220	435 299
39	310 825	340 356	443 434
40	312 423	344 249	456 962
41	328 464	355 946	469 157
42	337 505	364 780	485 043
43	341 175	378 908	488 113
44	343 806	380 497	
45	350 022	396 406	
46	369 868	402 887	
47	377 932	416 309	
48	383 444	426 961	
49	388 095	436 419	
50	395 905	443 028	
51	415 528	466 033	
52	417 778	471 315	
53	417 778	481 054	

Sunflowerseed meal			
week	2018/19	2019/20	2020/21
1	5 077	-	1 272
2	7 853	8 620	9 284
3	21 446	17 506	10 012
4	29 012	24 339	14 992
5	39 030	28 941	17 595
6	39 637	33 181	29 147
7	40 403	40 242	30 035
8	41 992	41 801	34 717
9	45 114	44 273	38 885
10	50 803	49 033	41 099
11	54 701	74 403	41 847
12	58 637	84 027	44 973
13	63 737	94 603	56 767
14	73 997	99 358	65 493
15	84 541	102 713	77 186
16	98 750	133 409	82 252
17	107 137	147 294	118 173
18	115 005	161 955	121 060
19	116 136	172 140	151 712
20	119 179	185 981	161 265
21	130 494	196 087	168 078
22	131 381	216 756	175 169
23	137 134	237 217	187 485
24	143 476	246 177	196 314
25	145 958	259 761	207 363
26	157 877	264 265	215 463
27	161 214	269 054	223 246
28	180 158	273 000	230 252
29	184 806	279 925	235 104
30	200 305	293 378	265 471
31	206 719	304 374	273 558
32	219 984	311 852	288 059
33	231 201	331 639	291 873
34	253 813	335 014	317 854
35	259 041	341 998	327 280
36	267 081	344 683	335 898
37	276 170	357 384	362 983
38	276 897	371 218	363 770
39	278 067	373 000	387 779
40	278 748	375 237	393 546
41	279 220	377 431	398 446
42	288 282	384 783	412 324
43	290 345	387 664	413 109
44	290 946	396 680	
45	298 279	402 630	
46	299 292	404 002	
47	304 259	416 204	
48	315 858	417 993	
49	322 015	425 479	
50	335 033	437 107	
51	340 163	443 250	
52	341 509	444 552	
53	341 509	444 906	



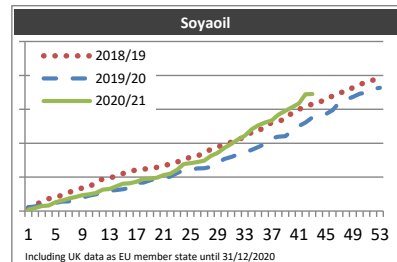
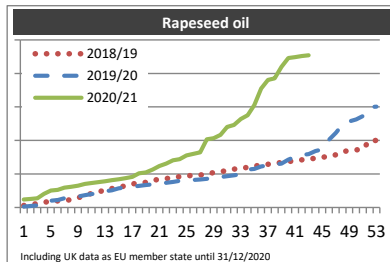
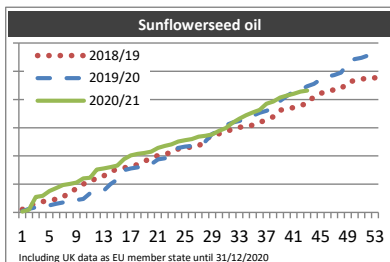
Week 1 to 43 from 01/07/2020 to 25/04/2021

(tonnes)

Sunflowerseed oil			
week	2018/19	2019/20	2020/21
1	10 679	-	3 133
2	22 040	12 462	9 354
3	33 081	17 698	54 568
4	38 311	21 779	58 982
5	42 582	25 141	75 673
6	46 940	30 603	85 981
7	53 496	35 024	96 855
8	74 595	39 646	101 176
9	83 197	43 865	105 963
10	100 807	47 828	120 146
11	105 709	68 332	123 143
12	124 230	72 846	151 839
13	129 003	77 040	155 972
14	144 205	100 151	160 767
15	154 083	116 943	165 716
16	157 869	149 168	188 517
17	161 804	155 603	202 106
18	169 405	159 700	207 078
19	181 224	163 266	210 594
20	190 963	170 806	215 502
21	202 107	187 582	228 445
22	207 048	191 730	235 585
23	211 385	216 378	240 872
24	224 757	228 135	250 976
25	229 371	233 229	256 142
26	231 940	235 227	259 886
27	234 987	248 020	268 073
28	257 148	252 108	271 786
29	273 911	277 450	276 528
30	278 879	288 895	288 794
31	284 022	309 408	299 096
32	296 271	318 116	317 840
33	301 450	324 066	331 368
34	305 591	331 405	344 277
35	309 215	342 542	354 417
36	318 145	353 131	363 029
37	328 722	359 540	384 867
38	338 629	371 102	392 857
39	362 432	395 090	406 529
40	366 165	412 125	414 161
41	371 629	426 944	420 027
42	379 742	433 786	427 875
43	384 772	446 500	431 456
44	410 774	455 523	
45	421 553	471 515	
46	430 253	481 078	
47	434 258	486 555	
48	437 909	495 401	
49	461 715	530 217	
50	466 733	543 053	
51	471 339	547 615	
52	476 725	556 061	
53	476 725	558 015	

Rapeseed oil			
week	2018/19	2019/20	2020/21
1	5 984	-	23 848
2	8 164	4 660	25 773
3	11 635	6 653	27 461
4	15 793	8 953	40 982
5	18 235	19 949	50 314
6	19 789	22 448	52 635
7	21 288	27 710	59 428
8	22 900	30 437	61 994
9	28 233	32 490	65 202
10	38 236	36 946	70 299
11	41 193	39 741	73 131
12	44 753	42 275	75 793
13	54 786	48 644	78 372
14	56 435	51 389	81 820
15	58 288	57 293	84 318
16	65 860	59 989	87 400
17	70 278	62 614	91 277
18	73 161	64 185	101 649
19	75 237	67 053	104 867
20	81 006	69 232	112 951
21	83 872	71 705	123 790
22	86 428	73 901	130 614
23	89 437	76 115	140 577
24	92 164	79 527	144 368
25	95 002	81 796	155 241
26	95 413	82 411	159 916
27	96 691	83 312	164 400
28	100 394	85 393	203 670
29	104 173	88 508	206 750
30	106 994	91 073	216 843
31	109 654	93 431	240 114
32	114 325	95 909	246 317
33	117 422	99 216	264 058
34	119 577	113 114	275 590
35	123 957	115 194	305 568
36	126 552	122 601	355 215
37	129 079	125 650	380 858
38	131 683	128 686	385 003
39	133 954	131 014	419 379
40	136 886	142 928	446 064
41	139 656	150 541	448 721
42	141 836	156 386	451 794
43	144 648	159 469	454 125
44	146 944	168 484	
45	149 785	173 380	
46	151 938	202 248	
47	157 550	222 720	
48	166 831	246 787	
49	169 829	257 135	
50	171 610	262 752	
51	173 993	272 561	
52	199 960	299 776	
53	199 960	300 858	

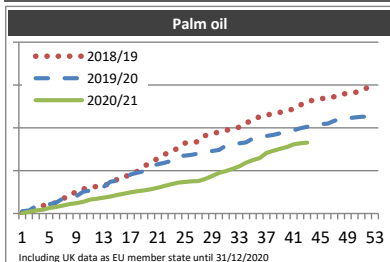
Soyaoil			
week	2018/19	2019/20	2020/21
1	17 599	-	8 643
2	35 647	27 528	18 441
3	55 833	37 418	30 147
4	72 900	45 530	32 525
5	78 943	47 786	52 210
6	94 263	56 394	62 820
7	110 309	57 767	74 155
8	122 225	73 484	83 069
9	136 738	79 579	93 380
10	141 837	91 605	98 324
11	171 736	98 274	106 757
12	189 148	113 663	125 782
13	192 882	120 128	130 706
14	209 204	123 610	145 865
15	221 222	128 784	161 628
16	232 461	136 630	163 581
17	244 002	166 218	173 561
18	246 720	168 249	188 130
19	251 238	180 719	191 406
20	257 906	192 062	196 821
21	272 244	195 968	211 640
22	273 070	203 127	220 282
23	289 839	223 399	243 321
24	296 525	242 253	276 748
25	322 027	245 062	282 047
26	327 035	250 895	288 856
27	338 858	253 141	296 630
28	365 710	260 871	325 032
29	378 129	283 252	341 890
30	392 957	307 348	372 814
31	406 812	318 349	396 296
32	424 525	333 793	422 274
33	432 770	345 748	443 479
34	464 891	360 168	481 498
35	470 148	377 319	504 817
36	501 156	395 281	522 038
37	520 260	429 204	534 380
38	529 638	438 702	569 640
39	542 927	441 483	590 860
40	579 766	474 482	612 209
41	599 623	501 609	634 709
42	618 231	521 972	688 669
43	630 002	551 808	690 079
44	637 698	557 733	
45	667 382	571 914	
46	677 806	594 605	
47	699 493	641 047	
48	702 534	657 862	
49	729 208	673 600	
50	747 344	690 921	
51	758 549	699 762	
52	772 604	720 504	
53	772 604	726 949	



Week 1 to 43 from 01/07/2020 to 25/04/2021

(tonnes)

Palm oil			
week	2018/19	2019/20	2020/21
1	1 019	-	367
2	2 674	2 649	2 017
3	4 093	3 629	3 467
4	9 025	8 590	4 394
5	10 831	9 748	6 343
6	12 680	10 901	7 810
7	17 756	12 853	9 270
8	19 414	17 435	11 090
9	26 684	19 077	12 199
10	28 497	20 335	13 685
11	30 196	25 461	16 111
12	31 773	26 663	17 285
13	32 927	28 319	18 498
14	34 643	31 159	19 767
15	40 061	37 119	21 756
16	41 586	38 488	23 092
17	47 257	40 047	24 771
18	49 098	45 620	25 960
19	54 875	47 703	27 154
20	60 856	49 603	28 354
21	63 951	55 587	30 214
22	69 253	57 471	32 260
23	71 411	59 168	34 292
24	77 058	61 561	36 032
25	82 193	67 142	36 804
26	82 796	67 506	37 526
27	84 066	68 556	37 928
28	90 991	69 988	40 385
29	93 200	71 277	43 842
30	95 199	72 928	47 528
31	96 856	74 131	49 571
32	98 906	79 213	52 091
33	100 699	80 710	55 169
34	106 302	81 842	59 307
35	107 912	82 913	62 333
36	113 433	87 587	64 797
37	114 765	88 622	70 682
38	116 743	90 383	73 217
39	118 104	91 735	75 630
40	120 531	93 440	77 645
41	121 742	95 712	80 559
42	126 666	97 216	81 967
43	131 033	99 388	82 726
44	132 264	101 299	
45	133 960	102 360	
46	134 785	104 383	
47	136 294	105 003	
48	139 181	108 260	
49	140 325	110 702	
50	141 193	111 224	
51	143 094	112 055	
52	147 446	113 002	
53	147 446	113 107	



Calendar of Marketing Year weeks

Week	2018/19		2019/20		2020/21	
	Start	End	Start	End	Start	End
1	01/07/2018	08/07/2018	01/07/2019	07/07/2019	01/07/2020	05/07/2020
2	09/07/2018	15/07/2018	08/07/2019	14/07/2019	06/07/2020	12/07/2020
3	16/07/2018	22/07/2018	15/07/2019	21/07/2019		19/07/2020
4	23/07/2018	29/07/2018	22/07/2019	28/07/2019	20/07/2020	26/07/2020
5	30/07/2018	05/08/2018	29/07/2019	04/08/2019	27/07/2020	02/08/2020
6	06/08/2018	12/08/2018	05/08/2019	11/08/2019	03/08/2020	09/08/2020
7	13/08/2018	19/08/2018	12/08/2019	18/08/2019	10/08/2020	16/08/2020
8	20/08/2018	26/08/2018	19/08/2019	25/08/2019	17/08/2020	23/08/2020
9	27/08/2018	02/09/2018	26/08/2019	01/09/2019	24/08/2020	30/08/2020
10	03/09/2018	09/09/2018	02/09/2019	08/09/2019	31/08/2020	06/09/2020
11	10/09/2018	16/09/2018	09/09/2019	15/09/2019	07/09/2020	13/09/2020
12	17/09/2018	23/09/2018	16/09/2019	22/09/2019	14/09/2020	20/09/2020
13	24/09/2018	30/09/2018	23/09/2019	29/09/2019	21/09/2020	27/09/2020
14	01/10/2018	07/10/2018	30/09/2019	06/10/2019	28/09/2020	04/10/2020
15	08/10/2018	14/10/2018	07/10/2019	13/10/2019	05/10/2020	11/10/2020
16	15/10/2018	21/10/2018	14/10/2019	20/10/2019	12/10/2020	18/10/2020
17	22/10/2018	28/10/2018	21/10/2019	27/10/2019	19/10/2020	25/10/2020
18	29/10/2018	04/11/2018	28/10/2019	03/11/2019	26/10/2020	01/11/2020
19	05/11/2018	11/11/2018	04/11/2019	10/11/2019	02/11/2020	08/11/2020
20	12/11/2018	18/11/2018	11/11/2019	17/11/2019	09/11/2020	15/11/2020
21	19/11/2018	25/11/2018	18/11/2019	24/11/2019	16/11/2020	22/11/2020
22	26/11/2018	02/12/2018	25/11/2019	01/12/2019	23/11/2020	29/11/2020
23	03/12/2018	09/12/2018	02/12/2019	08/12/2019	30/11/2020	06/12/2020
24	10/12/2018	16/12/2018	09/12/2019	15/12/2019	07/12/2020	13/12/2020
25	17/12/2018	23/12/2018	16/12/2019	22/12/2019	14/12/2020	20/12/2020
26	24/12/2018	30/12/2018	23/12/2019	29/12/2019	21/12/2020	27/12/2020
27	31/12/2018	06/01/2019	30/12/2019	05/01/2020	28/12/2020	03/01/2021
28	07/01/2019	13/01/2019	06/01/2020	12/01/2020	04/01/2021	10/01/2021
29	14/01/2019	20/01/2019	13/01/2020	19/01/2020	11/01/2021	17/01/2021
30	21/01/2019	27/01/2019	20/01/2020	26/01/2020	18/01/2021	24/01/2021
31	28/01/2019	03/02/2019	27/01/2020	02/02/2020	25/01/2021	31/01/2021
32	04/02/2019	10/02/2019	03/02/2020	09/02/2020	01/02/2021	07/02/2021
33	11/02/2019	17/02/2019	10/02/2020	16/02/2020	08/02/2021	14/02/2021
34	18/02/2019	24/02/2019	17/02/2020	23/02/2020	15/02/2021	21/02/2021
35	25/02/2019	03/03/2019	24/02/2020	01/03/2020	22/02/2021	28/02/2021
36	04/03/2019	10/03/2019	02/03/2020	08/03/2020	01/03/2021	07/03/2021
37	11/03/2019	17/03/2019	09/03/2020	15/03/2020	08/03/2021	14/03/2021
38	18/03/2019	24/03/2019	16/03/2020	22/03/2020	15/03/2021	21/03/2021
39	25/03/2019	31/03/2019	23/03/2020	29/03/2020	22/03/2021	28/03/2021
40	01/04/2019	07/04/2019	30/03/2020	05/04/2020	29/03/2021	04/04/2021
41	08/04/2019	14/04/2019	06/04/2020	12/04/2020	05/04/2021	11/04/2021
42	15/04/2019	21/04/2019	13/04/2020	19/04/2020	12/04/2021	18/04/2021
43	22/04/2019	28/04/2019	20/04/2020	26/04/2020	19/04/2021	25/04/2021
44	29/04/2019	05/05/2019	27/04/2020	03/05/2020	26/04/2021	02/05/2021
45	06/05/2019	12/05/2019	04/05/2020	10/05/2020	03/05/2021	09/05/2021
46	13/05/2019	19/05/2019	11/05/2020	17/05/2020	10/05/2021	16/05/2021
47	20/05/2019	26/05/2019	18/05/2020	24/05/2020	17/05/2021	23/05/2021
48	27/05/2019	02/06/2019	25/05/2020	31/05/2020	24/05/2021	30/05/2021
49	03/06/2019	09/06/2019	01/06/2020	07/06/2020	31/05/2021	06/06/2021
50	10/06/2019	16/06/2019	08/06/2020	14/06/2020	07/06/2021	13/06/2021
51	17/06/2019	23/06/2019	15/06/2020	21/06/2020	14/06/2021	20/06/2021
52	24/06/2019	30/06/2019	22/06/2020	28/06/2020	21/06/2021	27/06/2021
53			29/06/2020	30/06/2020	28/06/2021	30/06/2021