

### Trade monitoring through customs surveillance data

The TAXUD surveillance system ("customs surveillance") records and centralizes all trade data (import and exports) directly from the national customs authorities on a daily basis. For each transaction, the stored data contain the information available on the Single Administrative Document (SAD), including the volume and origin of the consignment.

As surveillance system does not include intra-trade data, the UK data as EU partner can't be displayed before 1/1/2021. The data as of 1/1/2021 is therefore not comparable with the data until 31/12/2020.

According to Art.55(2) of Commission Implementing Regulation (EU) 2015/2447, the customs authorities shall provide the Commission at least once a week with data on customs declarations for the goods that have been made subject to surveillance at release for free circulation or at export.

The "customs surveillance" data provide actual and prompt information about the trade (import/export) transaction in terms of volume and origin or destination.

In case of a technical issue or another constraint causing delay of the publication, please note that the next upload will be done in the coming days at 12h or 16h.

\* The United Kingdom is no longer a Member State of the European Union, however until the end of the transition period it was still a part of the EU Customs Union. Due to the absence of intra-trade data in the surveillance system, the totals of the EU trade data therefore also include the UK data until 31/12/2020. The data as of 1/1/2021 is therefore not comparable with the data until 31/12/2020.

*Note: Since 6th November 2016 the export and import licenses are no longer required for the major part of the trade in cereals in application of Regulations (EU) 2016/1237 and 2016/1239 of 18 May 2016.*

### Publication of data

This report is published on a weekly basis.

The data are expressed in quantity of the product itself, unless otherwise stated  
Below the specifications of the products included in the report

Product	CN code	Conversion factor grain equivalent
Common wheat	1001 99 00	
Common wheat flour (grain equiv.)	1101 00 15	1.37
Durum wheat	1001 19 00	
Durum wheat meal (grain equiv.)	1103 11 10	1.5
Barley	1003 90 00	
Malt (Barley equiv.)	1107 10 91, 1107 10 99	1.27
Maize	1005 90 00	
Rye	1002 90 00	
Oats	1004 90 00	
Sorghum	1007 90 00	
Residues of starch manufacture	2303 10 19	
Maize gluten feed	2309 90 20	
Brewing and distilling dregs and waste	2303 30 00	
Citrus pulp residues	2308 00 40 TARIC_ex 10	

### Changes in the reports

as of 01/12/2016:

- data on malt expressed in barley equivalent are included;
- data on wheat flour and durum wheat meal are expressed only in grain equivalent

as of 09/07/2018:

- the weekly reference period is from Monday to Sunday (compared to Wednesday to Tuesday previously)
- for 2018/19 marketing year, data for weeks 1 and 2 are aggregated and shown as week 2
- calendar of marketing year weeks is added

## Exports and imports

Situation at 17/05/2021

## Cumul of weeks 1 to 46

<i>Customs Surveillance</i> (tonnes)	<b>EU*</b>		<b>EU + UK</b>		<b>EU + UK</b>	
	<b>01/07/2020 - 16/05/2021</b>		<b>01/07/2019 - 17/05/2020</b>		<b>01/07/2018 - 19/05/2019</b>	
	<b>Export</b>	<b>Import</b>	<b>Export</b>	<b>Import</b>	<b>Export</b>	<b>Import</b>
Common wheat	23 437 022	1 759 494	31 272 389	1 857 014	18 819 349	3 780 991
Common wheat flour (grain equivalent)	403 896	29 998	505 240	25 561	448 408	34 861
Durum wheat	385 250	2 368 637	946 179	1 776 149	669 989	932 727
Durum wheat meal (grain equivalent)	203 242	2 497	208 914	1 716	165 517	1 237
<b>Total Wheat</b>	<b>24 429 410</b>	<b>4 160 626</b>	<b>32 932 723</b>	<b>3 660 440</b>	<b>20 103 263</b>	<b>4 749 817</b>
Barley	6 857 130	295 025	6 773 159	578 405	4 080 753	123 924
Malt (grain equivalent)	2 673 303	13 556	2 427 649	12 938	2 497 176	7 885
Maize	2 205 930	12 812 980	4 748 726	18 286 009	2 431 556	21 837 608
Rye	145 805	21 245	231 338	3 248	176 033	283 030
Oats	86 043	10 923	198 687	2 604	100 475	3 196
Sorghum	3 653	13 488	2 063	79 736	5 548	753 406
<b>Total Coarse grains</b>	<b>11 971 863</b>	<b>13 167 218</b>	<b>14 381 622</b>	<b>18 962 940</b>	<b>9 291 540</b>	<b>23 009 049</b>
<b>General Total</b>	<b>36 401 273</b>	<b>17 327 844</b>	<b>47 314 345</b>	<b>22 623 380</b>	<b>29 394 803</b>	<b>27 758 866</b>

\* The United Kingdom is no longer a Member State of the European Union, however until the end of the transition period it was still a part of the EU Customs Union. Due to the absence of intra-trade data in the surveillance system, the totals of the EU trade data therefore also include the UK data until 31/12/2020. The data as of 1/1/2021 is therefore not comparable with the data until 31/12/2020.

Week 1 to 46 from 01/07/2020 to 16/05/2021

Summary

Import (tonnes)	Common wheat	Common wheat flour (grain equivalent)	Durum wheat	Durum wheat meal (grain equivalent)	Barley	Malt (grain equivalent)	Maize	Rye	Oats	Sorghum
BE	4 228	607	250 565	242	23 651	3 226	361 044	1	1 591	1 740
BG	9 614	354	5	4	1	1 611	32 540		106	27
CZ	22	21		2	23	29	315		22	
DK	3 422	45		20	10	43	2 638		81	7
DE	5 736	3 261	79	485	37	262	219 054		593	876
EE		1				387	2 053			
IE		1 094		4	4 112		378 246			
EL	283 304	1 026	75	2	7 398	1 569	148 230			259
ES	432 363	460	139 444	282	28	852	4 749 825	4 750	19	6
FR	1 325	8 448	12 442	759	375	621	4 999		63	11
HR	26 696	2 219		1	13 347	14	12 175	1		
IT	464 642	218	1 882 157	100	2 958	103	1 110 497		528	5 472
CY	3 102	55		3	44 674	4	69 422		13	
LV	45		31 002	3		4	72 552	5 139		
LT	9 382	1			7 128	52	168 753	8 899		
LU		17								
HU		29			50		34 065		792	289
MT	3 002	72					17		4	
NL	21 208	3 786	3 010	238	136 903	162	2 600 470	2	6 120	602
AT	248	102		16	1	5	39 907		37	14
PL	3 544	583	1 378	28		59	31 896	2 448	665	3 925
PT	38 517	435	47 703		27 382		1 485 874			9
RO	26 166	1 674		3	24 267	2 605	59 109			
SI	106 198	272	23	3	2 609	49	435 038			
SK		37				1 282			26	
FI	302	67		2		38	5 158			1
SE	13	2 075	29	65	30	578	251	1	3	3
<b>EU*</b>	<b>1 759 494</b>	<b>29 998</b>	<b>2 368 637</b>	<b>2 497</b>	<b>295 025</b>	<b>13 556</b>	<b>12 812 980</b>	<b>21 245</b>	<b>10 699</b>	<b>13 488</b>

\* The United Kingdom is no longer a Member State of the European Union, however until the end of the transition period it was still a part of the EU Customs Union. Due to the absence of intra-trade data in the surveillance system, the totals of the EU trade data therefore also include the UK data until 31/12/2020. The data as of 1/1/2021 is therefore not comparable with the data until 31/12/2020.

Top 5 import origins\* - (update of 17 May 2021)

Common wheat				
Origin	MY 2020/21		MY 2019/20	
	tonnes	share	tonnes	share
Ukraine	613 526	34.9%	512 533	27.6%
Canada	452 836	25.7%	504 575	27.2%
Russia	261 524	14.9%	239 190	12.9%
United States of America	181 076	10.3%	222 125	12.0%
Serbia	160 955	9.1%	25 867	1.4%

Common wheat flour (grain equivalent)				
Origin	MY 2020/21		MY 2019/20	
	tonnes	share	tonnes	share
India	7 351	24.5%	6 170	24.1%
Mauritius	6 783	22.6%	6 835	26.7%
United Kingdom	6 316	21.1%	-----	-----
Serbia	3 739	12.5%	2 599	10.2%
Moldova	1 678	5.6%	4 103	16.1%

Durum wheat				
Origin	MY 2020/21		MY 2019/20	
	tonnes	share	tonnes	share
Canada	1 702 609	71.9%	917 607	51.7%
United States of America	370 901	15.7%	600 782	33.8%
Australia	114 986	4.9%	-----	-----
Kazakhstan	54 917	2.3%	130 297	7.3%
Russia	54 350	2.3%	44 319	2.5%

Durum wheat meal (grain equivalent)				
Origin	MY 2020/21		MY 2019/20	
	tonnes	share	tonnes	share
Morocco	1 048	42.0%	635	37.0%
Turkey	550	22.0%	390	22.7%
India	377	15.1%	287	16.7%
Lebanon	159	6.4%	141	8.2%
Tunisia	154	6.2%	176	10.2%

Barley				
Origin	MY 2020/21		MY 2019/20	
	tonnes	share	tonnes	share
United Kingdom	192 039	65.1%	-----	-----
Ukraine	43 984	14.9%	513 153	88.7%
Serbia	31 641	10.7%	5 317	0.9%
Moldova	14 251	4.8%	59 320	10.3%

Malt (grain equivalent)				
Origin	MY 2020/21		MY 2019/20	
	tonnes	share	tonnes	share
United Kingdom	6 362	46.9%	-----	-----
Serbia	5 761	42.5%	3 085	23.8%
Ukraine	1 282	9.5%	9 684	74.8%
Russia	93	0.7%	76	0.6%

Maize				
Origin	MY 2020/21		MY 2019/20	
	tonnes	share	tonnes	share
Ukraine	5 611 292	43.8%	11 466 626	62.7%
Brazil	4 430 365	34.6%	4 765 429	26.1%
Serbia	1 494 557	11.7%	1 102 119	6.0%
Canada	520 404	4.1%	144 701	0.8%
Russia	306 181	2.4%	183 571	1.0%

Rye				
Origin	MY 2020/21		MY 2019/20	
	tonnes	share	tonnes	share
Belarus	16 344	76.9%	-----	-----
Russia	4 750	22.4%	3 082	94.9%

Oats				
Origin	MY 2020/21		MY 2019/20	
	tonnes	share	tonnes	share
United Kingdom	8 003	73.3%	-----	-----
Ukraine	2 559.3	23.4%	2 256	86.6%
Uruguay	151	1.4%	25	1.0%
Iceland	80.0	0.7%	120	4.6%

Sorghum				
Origin	MY 2020/21		MY 2019/20	
	tonnes	share	tonnes	share
Ukraine	9 247	68.6%	75 666	94.9%
Russia	2 657	19.7%	2 656	3.3%
Sudan	722	5.3%	620	0.8%
Australia	294	2.2%	119	0.1%

\* The United Kingdom is no longer a Member State of the European Union, however until the end of the transition period it was still a part of the EU Customs Union. Due to the absence of intra-trade data in the surveillance system, the totals of the EU trade data therefore also include the UK data until 31/12/2020. The data as of 1/1/2021 is therefore not comparable with the data until 31/12/2020.

Export (tonnes)	Common wheat	Common wheat flour (grain equivalent)	Durum wheat	Durum wheat meal (grain equivalent)	Barley	Malt (grain equivalent)	Maize	Rye	Oats	Sorghum
BE	429	13 399	64	664	8 155	841 754	36		27	7
BG	1 121 319	388	12 193	1	213 825	113	272 201	102	3 281	642
CZ	1 742	180			204	28 208	420		3 990	
DK	28 853	2 178	16 629	6	201 278	143 081	58	2	193	
DE	3 106 212	22 696	13	223	1 265 556	494 877	13 256	73 310	18 096	14
EE	438 112	149	3 157		270 590	980	1			
IE					1	566				
EL	701	10 025	137 586	1 086	2 890	7 220	89	141		
ES	17	3 034	11 112	65 665	159 799	26 687	34 073	10	15 594	
FR	6 975 111	42 140	131 579	68 615	2 996 989	535 489	136 547		13 610	2 602
HR	105 368	11 200			16 814	14 143	10 414	503	2 336	
IT	1 424	97 670	72 624	56 870	19 701	22	3 359	49	320	2
CY		28	50							
LV	2 495 033	24 052		3 187	124 968	567	2 471		143	
LT	2 850 553	8 085		88	299 520	21 797	143	1 770	1 819	
LU		3								
HU	141 083	3 650		2 194	2 887	354	20 941	1 365	313	370
MT										
NL	325	107 410		139	5	316 405	6 715	26	324	
AT	40 584	5 508		4 236	2 615	7 155	1 675	516	2 240	
PL	2 984 133	13 056		79	44 348	62 736	143 870	20 832	9	5
PT	1	26 722	1		181	39 424	202			
RO	2 761 963	2 569		68	984 463		1 559 349			
SI	50	6 202		120		31	40			
SK	1 481				1 438	53				
FI	73 148	2 126			27 565	12 846		933	7 445	
SE	285 648	1 426	241		10 112	118 795	54	46 244	15 009	
<b>EU*</b>	<b>23 437 022</b>	<b>403 896</b>	<b>385 250</b>	<b>203 242</b>	<b>6 857 130</b>	<b>2 673 303</b>	<b>2 205 930</b>	<b>145 805</b>	<b>86 043</b>	<b>3 653</b>

\* The United Kingdom is no longer a Member State of the European Union, however until the end of the transition period it was still a part of the EU Customs Union. Due to the absence of intra-trade data in the surveillance system, the totals of the EU trade data therefore also include the UK data until 31/12/2020. The data as of 1/1/2021 is therefore not comparable with the data until 31/12/2020.

Top 5 export destinations\* - (update of 17 May 2021)

Common wheat				
Destination	MY 2020/21		MY 2019/20	
	tonnes	share	tonnes	share
Algeria	5 152 428	22.0%	5 031 294	16.1%
Morocco	2 213 976	9.4%	2 476 614	7.9%
Nigeria	1 995 035	8.5%	1 364 142	4.4%
Saudi Arabia	1 900 170	8.1%	2 820 301	9.0%
China	1 767 310	7.5%	1 825 905	5.8%

Common wheat flour (grain equivalent)				
Destination	MY 2020/21		MY 2019/20	
	tonnes	share	tonnes	share
United States of America	35 054	8.7%	29 310	5.8%
Guinea-Bissau	31 212	7.7%	31 172	6.2%
United Kingdom	30 319	7.5%	-----	-----
Thailand	23 087	5.7%	29 521	5.8%
Angola	22 721	5.6%	86 954	17.2%

Durum wheat				
Destination	MY 2020/21		MY 2019/20	
	tonnes	share	tonnes	share
Tunisia	128 584	33.4%	382 266	40.4%
Turkey	73 722	19.1%	208 579	22.0%
Algeria	41 097	10.7%	5 500	0.6%

Durum wheat meal (grain equivalent)				
Destination	MY 2020/21		MY 2019/20	
	tonnes	share	tonnes	share
Ivory Coast	57 732	28.4%	55 894	26.8%
Saudi Arabia	38 247	18.8%	23 169	11.1%
Mali	26 880	13.2%	19 426	9.3%
Senegal	15 787	7.8%	33 895	16.2%
Benin	11 776	5.8%	10 484	5.0%

Barley				
Destination	MY 2020/21		MY 2019/20	
	tonnes	share	tonnes	share
China	2 729 295	39.8%	1 012 877	15.0%
Saudi Arabia	1 216 168	17.7%	2 585 711	38.2%
Iran (Islamic Republic of)	652 927	9.5%	293 413	4.3%
Algeria	625 726	9.1%	151 715	2.2%
Morocco	395 730	5.8%	822 106	12.1%

Malt (grain equivalent)				
Destination	MY 2020/21		MY 2019/20	
	tonnes	share	tonnes	share
Brazil	389 348	14.6%	149 127	6.1%
Nigeria	225 399	8.4%	135 903	5.6%
Japan	142 809	5.3%	203 795	8.4%
Vietnam	140 153	5.2%	123 696	5.1%
Cambodia	115 829	4.3%	107 996	4.4%

Maize				
Destination	MY 2020/21		MY 2019/20	
	tonnes	share	tonnes	share
Iran (Islamic Republic of)	399 200	18.1%	388 843	8.2%
Lebanon	212 326	9.6%	347 312	7.3%
Turkey	202 512	9.2%	1 141 231	24.0%
United Kingdom	181 153	8.2%	-----	-----
Korea (Republic of)	158 225	7.2%	472 050	9.9%

Rye				
Destination	MY 2020/21		MY 2019/20	
	tonnes	share	tonnes	share
United States of America	99 002	67.9%	100 780	43.6%
Japan	18 670	12.8%	9 105	3.9%
Israel	14 296	9.8%	7 948	3.4%

Oats				
Destination	MY 2020/21		MY 2019/20	
	tonnes	share	tonnes	share
Switzerland	46 464	54.0%	45 064	22.7%
Algeria	14 849	17.3%	480	0.2%
Norway	8 362	9.7%	25 186	12.7%
United States of America	5 335	6.2%	56 666	28.5%
Serbia	3 389	3.9%	2 581	1.3%

Sorghum				
Destination	MY 2020/21		MY 2019/20	
	tonnes	share	tonnes	share
United Kingdom	2 548.4	69.8%	-----	-----
Jordan	548	15.0%	-----	-----
Serbia	368	10.1%	635	30.8%

\* The United Kingdom is no longer a Member State of the European Union, however until the end of the transition period it was still a part of the EU Customs Union. Due to the absence of intra-trade data in the surveillance system, the totals of the EU trade data therefore also include the UK data until 31/12/2020. The data as of 1/1/2021 is therefore not comparable with the data until 31/12/2020.

Week 1 to 46 from 01/07/2020 to 16/05/2021

Résumé / Summary

Import (tonnes)	Residues of starch manufacture CN 2303 10 19	Maize gluten feed CN 2309 90 20	Brewing and distilling dregs and waste CN 23033000	Citrus pulp residues CN 2308 00 40 TARIC_ext 10	Total
BE		146		4 783	4 929
BG			3 252		3 252
CZ	23	1	716	2 936	3 675
DK	1 974	5 068		23 517	30 559
DE	10	4	4 262	30 765	35 040
EE			392		392
IE		87 013	92 595		179 607
EL		41	735		777
ES		26	112 611		112 636
FR			738	3 945	4 683
HR					
IT		6	12 662	2 512	15 180
CY		12			12
LV		47	2 108		2 156
LT		107	6 630	1	6 737
LU					
HU			96		96
MT					
NL	2 966	142		114 473	117 581
AT					
PL			8 831	2 596	11 427
PT		11 953	23 939		35 893
RO		4	1 138		1 142
SI					
SK			267		267
FI		6	1 250		1 256
SE		45			45
<b>EU*</b>	<b>5 037</b>	<b>125 334</b>	<b>367 725</b>	<b>185 541</b>	<b>683 637</b>

\* The United Kingdom is no longer a Member State of the European Union, however until the end of the transition period it was still a part of the EU Customs Union. Due to the absence of intra-trade data in the surveillance system, the totals of the EU trade data therefore also include the UK data until 31/12/2020. The data as of 1/1/2021 is therefore not comparable with the data until 31/12/2020.

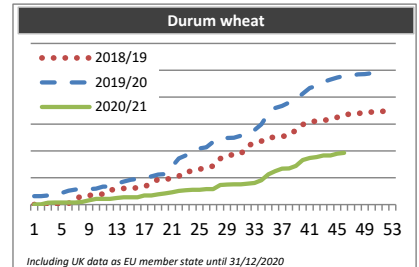
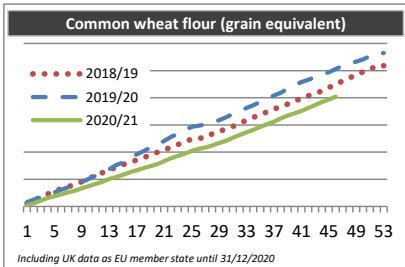
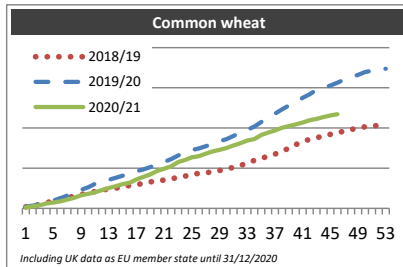
Week 1 to 46 from 01/07/2020 to 16/05/2021

(tonnes)

Common wheat			
week	2018/19	2019/20	2020/21
1	380 930	-	246 599
2	648 383	637 684	485 459
3	975 492	977 240	794 098
4	1 401 784	1 448 244	1 244 971
5	1 888 604	1 963 054	1 476 162
6	2 295 906	2 513 822	1 737 110
7	2 653 632	3 216 967	2 220 555
8	3 036 052	3 720 669	2 668 965
9	3 435 687	4 634 890	3 281 372
10	3 809 996	5 242 288	3 604 723
11	4 162 302	6 111 267	3 999 858
12	4 552 041	6 705 310	4 580 374
13	4 820 646	7 110 313	5 085 591
14	5 041 327	7 620 073	5 555 802
15	5 342 136	8 105 152	6 016 442
16	5 714 900	8 768 326	6 379 393
17	5 892 800	9 260 991	7 233 325
18	6 244 535	9 725 371	7 874 470
19	6 577 425	10 302 872	8 474 698
20	6 755 906	10 950 606	9 293 610
21	7 041 496	11 559 006	9 879 064
22	7 333 341	12 238 923	10 453 386
23	7 729 346	13 191 650	11 536 206
24	8 014 621	13 969 039	12 058 201
25	8 476 965	14 500 960	12 689 363
26	8 708 243	14 892 397	13 013 856
27	8 829 178	15 503 107	13 633 116
28	9 186 902	16 040 869	14 183 211
29	9 436 292	16 732 853	14 557 165
30	9 888 454	17 214 564	15 036 443
31	10 153 304	18 017 661	15 655 358
32	10 616 049	18 864 983	16 221 398
33	11 388 549	19 533 215	16 872 182
34	11 940 803	20 340 927	17 260 747
35	12 461 030	21 478 133	18 247 777
36	12 939 896	22 508 992	18 869 066
37	13 501 096	23 576 835	19 379 093
38	14 281 395	24 648 935	20 046 208
39	14 936 690	25 623 736	20 486 558
40	15 861 735	26 331 024	20 912 329
41	16 619 582	27 557 137	21 382 858
42	17 159 088	28 352 332	21 949 535
43	17 603 329	29 498 032	22 283 905
44	18 053 168	29 986 220	22 733 747
45	18 415 085	30 586 614	23 139 329
46	18 819 349	31 272 389	23 437 022
47	19 238 858	32 058 028	
48	19 590 571	32 679 212	
49	20 065 190	33 267 819	
50	20 292 695	33 938 316	
51	20 535 449	34 283 798	
52	20 623 778	34 755 332	
53	20 623 778	34 755 332	

Common wheat flour (grain equivalent)			
week	2018/19	2019/20	2020/21
1	11 726	-	4 872
2	21 247	24 937	12 096
3	35 307	33 874	21 030
4	45 380	43 072	31 584
5	56 332	52 226	37 685
6	65 178	61 258	44 672
7	72 738	70 357	52 128
8	80 467	79 537	58 243
9	91 080	90 315	67 312
10	103 058	101 354	74 930
11	114 004	112 904	83 201
12	123 966	125 255	90 834
13	135 518	137 111	101 458
14	143 570	152 531	108 295
15	154 090	161 437	116 679
16	162 167	177 984	125 739
17	171 249	192 003	133 632
18	179 460	203 461	140 806
19	190 020	216 596	148 536
20	199 548	227 603	155 793
21	208 124	240 848	166 637
22	217 431	255 958	177 930
23	227 338	266 692	185 557
24	238 680	281 899	194 519
25	247 838	292 602	204 127
26	251 133	297 481	211 730
27	252 629	301 181	217 106
28	267 146	308 534	224 269
29	276 087	317 018	233 523
30	284 963	327 924	241 544
31	294 547	340 905	252 577
32	306 098	351 428	263 131
33	317 280	362 575	272 701
34	327 912	372 681	282 074
35	337 516	385 288	292 808
36	347 838	395 998	303 161
37	357 887	408 134	312 133
38	368 117	418 851	323 726
39	376 855	433 760	335 117
40	388 167	446 532	342 516
41	396 826	457 873	351 606
42	407 580	466 012	362 680
43	415 513	476 393	373 024
44	425 413	484 941	383 947
45	438 072	493 545	393 406
46	448 408	505 240	403 896
47	461 906	518 077	
48	473 164	526 972	
49	485 382	533 294	
50	495 667	541 749	
51	504 796	553 030	
52	517 942	564 671	
53	517 942	564 671	

Durum wheat			
week	2018/19	2019/20	2020/21
1	609	-	1 327
2	731	62 920	1 753
3	1 267	62 920	14 516
4	1 467	68 154	14 883
5	9 337	86 292	15 291
6	9 338	86 753	15 673
7	42 862	102 837	16 048
8	67 042	111 338	21 301
9	67 226	113 589	32 788
10	76 653	114 667	42 218
11	79 012	118 940	42 946
12	109 963	133 547	43 032
13	110 480	133 857	48 931
14	119 817	155 545	54 892
15	120 050	171 862	54 941
16	125 992	184 124	55 143
17	131 886	190 877	67 680
18	160 063	199 053	68 120
19	187 775	210 099	76 215
20	189 323	223 737	83 031
21	192 675	226 941	91 284
22	211 328	282 411	101 323
23	246 613	343 490	106 972
24	246 918	365 434	110 034
25	263 196	400 373	110 034
26	279 225	419 109	114 647
27	285 976	426 666	114 769
28	342 538	467 102	145 567
29	368 072	467 231	148 750
30	370 864	496 543	150 958
31	378 174	498 105	151 151
32	437 488	512 425	155 721
33	460 494	550 679	161 252
34	472 764	554 796	180 964
35	500 296	597 550	225 453
36	500 480	678 220	248 771
37	507 811	719 818	268 113
38	513 950	735 500	269 068
39	554 494	760 645	287 287
40	595 339	783 107	332 762
41	617 287	826 027	347 133
42	621 415	867 791	354 083
43	628 401	883 459	365 814
44	632 625	914 790	365 874
45	650 701	931 063	380 174
46	669 989	946 179	385 250
47	673 428	957 996	
48	676 919	959 179	
49	688 533	970 064	
50	689 011	971 617	
51	690 306	978 077	
52	697 050	978 104	
53	697 050	978 104	





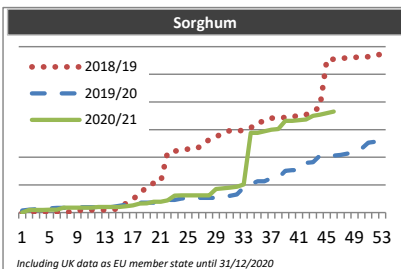




Week 1 to 46 from 01/07/2020 to 16/05/2021

(tonnes)

Sorghum			
week	2018/19	2019/20	2020/21
1	0	-	0
2	21	100	99
3	21	124	99
4	21	150	99
5	21	152	100
6	21	173	101
7	21	173	177
8	22	173	177
9	71	194	177
10	96	197	177
11	96	197	177
12	96	197	202
13	96	199	204
14	96	199	204
15	164	244	204
16	332	285	228
17	500	309	258
18	659	360	329
19	946	360	331
20	1 067	361	388
21	1 113	456	388
22	2 172	456	439
23	2 224	458	613
24	2 249	503	624
25	2 298	529	624
26	2 298	529	624
27	2 419	529	624
28	2 643	530	624
29	2 742	530	851
30	2 862	556	880
31	2 962	608	903
32	2 962	654	931
33	2 962	907	1 014
34	3 060	1 027	2 885
35	3 266	1 127	2 886
36	3 295	1 127	2 939
37	3 418	1 247	2 997
38	3 419	1 247	3 023
39	3 443	1 511	3 314
40	3 443	1 536	3 314
41	3 542	1 536	3 340
42	3 542	1 796	3 368
43	3 665	1 820	3 500
44	3 812	2 059	3 536
45	5 547	2 059	3 597
46	5 548	2 063	3 653
47	5 589	2 088	
48	5 589	2 137	
49	5 614	2 281	
50	5 638	2 306	
51	5 638	2 524	
52	5 712	2 562	
53	5 712	2 562	





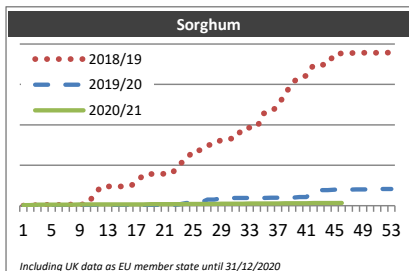


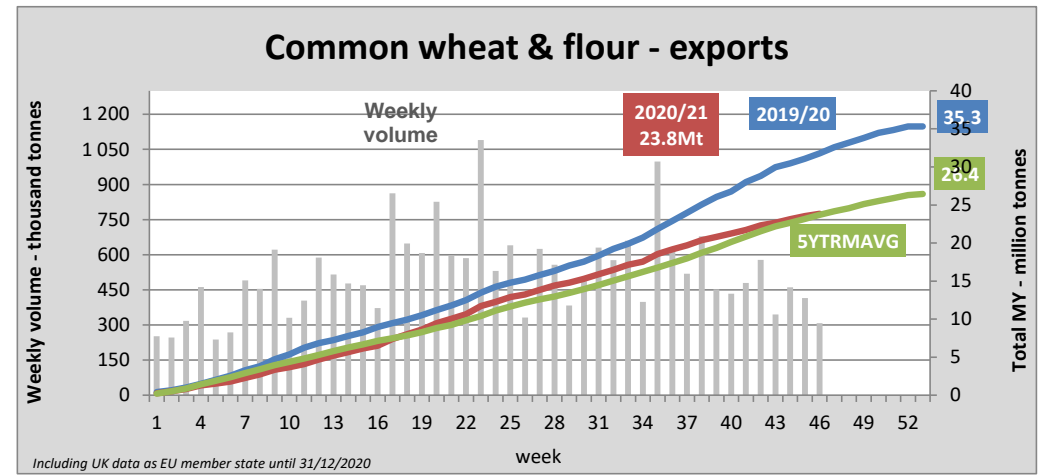
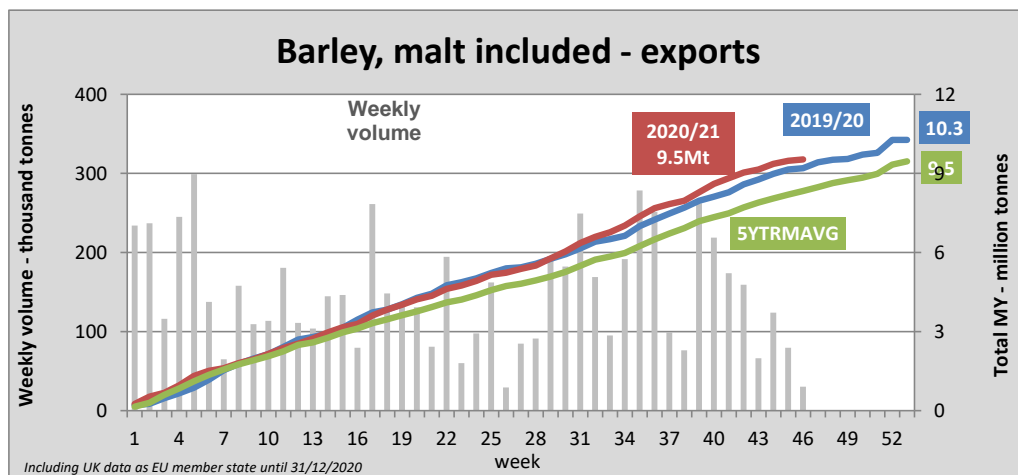
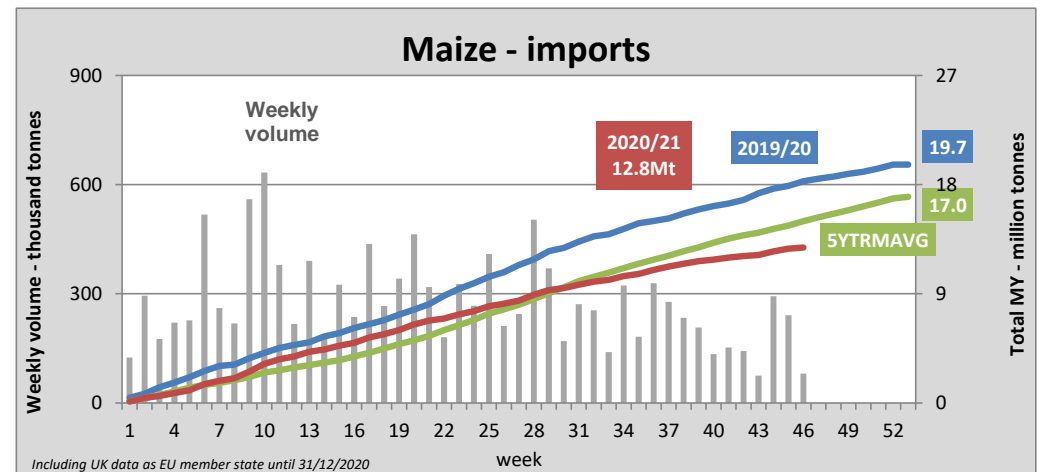
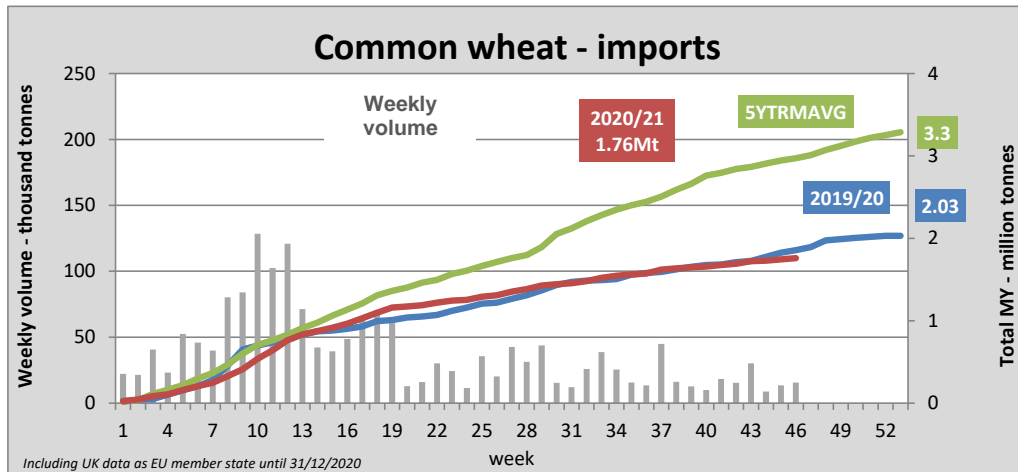


Week 1 to 46 from 01/07/2020 to 16/05/2021

(tonnes)

Sorghum			
week	2018/19	2019/20	2020/21
1	471	-	2 653
2	1 664	472	2 727
3	2 873	583	5 479
4	3 806	789	5 531
5	4 196	852	5 627
6	4 382	945	5 695
7	4 480	1 052	5 697
8	6 269	1 137	5 721
9	6 346	1 244	6 172
10	6 524	1 354	6 174
11	51 675	1 510	6 243
12	94 918	1 780	6 269
13	94 943	1 850	6 364
14	95 403	1 892	6 387
15	95 405	2 109	6 409
16	95 547	2 262	6 539
17	115 770	2 352	6 629
18	154 730	2 379	6 835
19	156 334	2 473	6 966
20	156 589	2 675	7 168
21	157 484	2 941	7 623
22	158 044	3 203	7 789
23	206 385	6 533	7 926
24	225 844	13 531	8 125
25	274 592	13 828	8 282
26	274 641	13 918	8 461
27	300 141	30 270	8 818
28	300 301	30 485	9 200
29	328 284	37 223	9 359
30	331 661	37 489	9 520
31	331 957	37 775	9 652
32	384 203	38 117	10 060
33	386 397	38 317	10 482
34	386 799	38 649	10 776
35	457 053	38 802	10 880
36	462 258	39 086	11 060
37	498 241	39 327	11 306
38	552 372	39 598	11 591
39	606 089	39 732	11 995
40	637 893	42 902	12 269
41	642 970	43 112	12 382
42	696 329	76 240	12 770
43	696 524	76 819	13 080
44	699 187	77 061	13 288
45	752 953	79 554	13 363
46	753 406	79 736	13 488
47	755 438	79 761	
48	755 814	80 094	
49	756 483	80 226	
50	756 598	80 385	
51	756 889	82 471	
52	757 362	82 653	
53	757 362	82 653	







## Calendar of Marketing Year weeks

Week	2018/19		2019/20		2020/21	
	Start	End	Start	End	Start	End
1	01/07/2018	08/07/2018	01/07/2019	07/07/2019	01/07/2020	05/07/2020
2	09/07/2018	15/07/2018	08/07/2019	14/07/2019	06/07/2020	12/07/2020
3	16/07/2018	22/07/2018	15/07/2019	21/07/2019	13/07/2020	19/07/2020
4	23/07/2018	29/07/2018	22/07/2019	28/07/2019	20/07/2020	26/07/2020
5	30/07/2018	05/08/2018	29/07/2019	04/08/2019	27/07/2020	02/08/2020
6	06/08/2018	12/08/2018	05/08/2019	11/08/2019	03/08/2020	09/08/2020
7	13/08/2018	19/08/2018	12/08/2019	18/08/2019	10/08/2020	16/08/2020
8	20/08/2018	26/08/2018	19/08/2019	25/08/2019	17/08/2020	23/08/2020
9	27/08/2018	02/09/2018	26/08/2019	01/09/2019	24/08/2020	30/08/2020
10	03/09/2018	09/09/2018	02/09/2019	08/09/2019	31/08/2020	06/09/2020
11	10/09/2018	16/09/2018	09/09/2019	15/09/2019	07/09/2020	13/09/2020
12	17/09/2018	23/09/2018	16/09/2019	22/09/2019	14/09/2020	20/09/2020
13	24/09/2018	30/09/2018	23/09/2019	29/09/2019	21/09/2020	27/09/2020
14	01/10/2018	07/10/2018	30/09/2019	06/10/2019	28/09/2020	04/10/2020
15	08/10/2018	14/10/2018	07/10/2019	13/10/2019	05/10/2020	11/10/2020
16	15/10/2018	21/10/2018	14/10/2019	20/10/2019	12/10/2020	18/10/2020
17	22/10/2018	28/10/2018	21/10/2019	27/10/2019	19/10/2020	25/10/2020
18	29/10/2018	04/11/2018	28/10/2019	03/11/2019	26/10/2020	01/11/2020
19	05/11/2018	11/11/2018	04/11/2019	10/11/2019	02/11/2020	08/11/2020
20	12/11/2018	18/11/2018	11/11/2019	17/11/2019	09/11/2020	15/11/2020
21	19/11/2018	25/11/2018	18/11/2019	24/11/2019	16/11/2020	22/11/2020
22	26/11/2018	02/12/2018	25/11/2019	01/12/2019	23/11/2020	29/11/2020
23	03/12/2018	09/12/2018	02/12/2019	08/12/2019	30/11/2020	06/12/2020
24	10/12/2018	16/12/2018	09/12/2019	15/12/2019	07/12/2020	13/12/2020
25	17/12/2018	23/12/2018	16/12/2019	22/12/2019	14/12/2020	20/12/2020
26	24/12/2018	30/12/2018	23/12/2019	29/12/2019	21/12/2020	27/12/2020
27	31/12/2018	06/01/2019	30/12/2019	05/01/2020	28/12/2020	03/01/2021
28	07/01/2019	13/01/2019	06/01/2020	12/01/2020	04/01/2021	10/01/2021
29	14/01/2019	20/01/2019	13/01/2020	19/01/2020	11/01/2021	17/01/2021
30	21/01/2019	27/01/2019	20/01/2020	26/01/2020	18/01/2021	24/01/2021
31	28/01/2019	03/02/2019	27/01/2020	02/02/2020	25/01/2021	31/01/2021
32	04/02/2019	10/02/2019	03/02/2020	09/02/2020	01/02/2021	07/02/2021
33	11/02/2019	17/02/2019	10/02/2020	16/02/2020	08/02/2021	14/02/2021
34	18/02/2019	24/02/2019	17/02/2020	23/02/2020	15/02/2021	21/02/2021
35	25/02/2019	03/03/2019	24/02/2020	01/03/2020	22/02/2021	28/02/2021
36	04/03/2019	10/03/2019	02/03/2020	08/03/2020	01/03/2021	07/03/2021
37	11/03/2019	17/03/2019	09/03/2020	15/03/2020	08/03/2021	14/03/2021
38	18/03/2019	24/03/2019	16/03/2020	22/03/2020	15/03/2021	21/03/2021
39	25/03/2019	31/03/2019	23/03/2020	29/03/2020	22/03/2021	28/03/2021
40	01/04/2019	07/04/2019	30/03/2020	05/04/2020	29/03/2021	04/04/2021
41	08/04/2019	14/04/2019	06/04/2020	12/04/2020	05/04/2021	11/04/2021
42	15/04/2019	21/04/2019	13/04/2020	19/04/2020	12/04/2021	18/04/2021
43	22/04/2019	28/04/2019	20/04/2020	26/04/2020	19/04/2021	25/04/2021
44	29/04/2019	05/05/2019	27/04/2020	03/05/2020	26/04/2021	02/05/2021
45	06/05/2019	12/05/2019	04/05/2020	10/05/2020	03/05/2021	09/05/2021
46	13/05/2019	19/05/2019	11/05/2020	17/05/2020	10/05/2021	16/05/2021
47	20/05/2019	26/05/2019	18/05/2020	24/05/2020	17/05/2021	23/05/2021
48	27/05/2019	02/06/2019	25/05/2020	31/05/2020	24/05/2021	30/05/2021
49	03/06/2019	09/06/2019	01/06/2020	07/06/2020	31/05/2021	06/06/2021
50	10/06/2019	16/06/2019	08/06/2020	14/06/2020	07/06/2021	13/06/2021
51	17/06/2019	23/06/2019	15/06/2020	21/06/2020	14/06/2021	20/06/2021
52	24/06/2019	30/06/2019	22/06/2020	30/06/2020	21/06/2021	30/06/2021
53						