

In this report, data for France are until 2nd of June 2021
Trade monitoring through customs surveillance data

The TAXUD surveillance system ("customs surveillance") records and centralizes all trade data (import and exports) directly from the national customs authorities on a daily basis. For each transaction, the stored data contain the information available on the Single Administrative Document (SAD), including the volume and origin of the consignment.

As surveillance system does not include intra-trade data, the UK data as EU partner can't be displayed before 1/1/2021. The data as of 1/1/2021 is therefore not comparable with the data until 31/12/2020.

According to Art.55(2) of Commission Implementing Regulation (EU) 2015/2447, the customs authorities shall provide the Commission at least once a week with data on customs declarations for the goods that have been made subject to surveillance at release for free circulation or at export.

The "customs surveillance" data provide actual and prompt information about the trade (import/export) transaction in terms of volume and origin or destination.

In case of a technical issue or another constraint causing delay of the publication, please note that the next upload will be done in the coming days at 12h or 16h.

* The United Kingdom is no longer a Member State of the European Union, however until the end of the transition period it was still a part of the EU Customs Union. Due to the absence of intra-trade data in the surveillance system, the totals of the EU trade data therefore also include the UK data until 31/12/2020. The data as of 1/1/2021 is therefore not comparable with the data until 31/12/2020.

Note: Since 6th November 2016 the export and import licenses are no longer required for the major part of the trade in cereals in application of Regulations (EU) 2016/1237 and 2016/1239 of 18 May 2016.

Publication of data

This report is published on a weekly basis.

The data are expressed in quantity of the product itself, unless otherwise stated
Below the specifications of the products included in the report

Product	CN code	Conversion factor grain equivalent
Common wheat	1001 99 00	
Common wheat flour (grain equiv.)	1101 00 15	1.37
Durum wheat	1001 19 00	
Durum wheat meal (grain equiv.)	1103 11 10	1.5
Barley	1003 90 00	
Malt (Barley equiv.)	1107 10 91, 1107 10 99	1.27
Maize	1005 90 00	
Rye	1002 90 00	
Oats	1004 90 00	
Sorghum	1007 90 00	
Residues of starch manufacture	2303 10 19	
Maize gluten feed	2309 90 20	
Brewing and distilling dregs and waste	2303 30 00	
Citrus pulp residues	2308 00 40 TARIC_ex 10	

Changes in the reports

as of 01/12/2016:

- data on malt expressed in barley equivalent are included;
- data on wheat flour and durum wheat meal are expressed only in grain equivalent

as of 09/07/2018:

- the weekly reference period is from Monday to Sunday (compared to Wednesday to Tuesday previously)

Exports and imports

Situation at 21/06/2021

Cumul of weeks 1 to 51

<i>Customs Surveillance</i> (tonnes)	EU*		EU + UK		EU + UK	
	01/07/2020 - 20/06/2021		01/07/2019 - 21/06/2020		01/07/2018 - 23/06/2019	
	Export	Import	Export	Import	Export	Import
Common wheat	25 104 234	1 945 907	34 283 798	2 017 543	20 535 449	4 067 821
Common wheat flour (grain equivalent)	450 379	34 359	553 030	28 685	504 797	37 412
Durum wheat	435 523	2 757 832	978 077	2 106 620	690 306	1 239 682
Durum wheat meal (grain equivalent)	223 895	2 749	240 738	1 970	182 540	1 363
Total Wheat	26 214 031	4 740 847	36 055 643	4 154 818	21 913 093	5 346 278
Barley	7 069 448	353 912	7 215 539	579 841	4 356 754	125 157
Malt (grain equivalent)	2 966 207	17 144	2 566 323	13 406	2 771 679	9 192
Maize	2 634 061	14 262 529	4 905 451	19 344 149	2 934 529	23 645 622
Rye	146 617	66 451	248 490	3 249	187 167	296 579
Oats	109 524	14 848	207 210	2 864	110 257	3 302
Sorghum	5 755	14 288	2 524	82 471	5 638	756 889
Total Coarse grains	12 931 611	14 729 172	15 145 538	20 025 980	10 366 024	24 836 741
General Total	39 145 642	19 470 018	51 201 181	24 180 799	32 279 117	30 183 020

* The United Kingdom is no longer a Member State of the European Union, however until the end of the transition period it was still a part of the EU Customs Union. Due to the absence of intra-trade data in the surveillance system, the totals of the EU trade data therefore also include the UK data until 31/12/2020. The data as of 1/1/2021 is therefore not comparable with the data until 31/12/2020.

Week 1 to 51 from 01/07/2020 to 20/06/2021

Summary

Import (tonnes)	Common wheat	Common wheat flour (grain equivalent)	Durum wheat	Durum wheat meal (grain equivalent)	Barley	Malt (grain equivalent)	Maize	Rye	Oats	Sorghum
BE	4 728	788	286 505	265	28 040	3 255	475 441	1	2 084	1 740
BG	9 614	359	5	4	1	3 220	32 815		128	27
CZ	22	22		2	23	74	315		22	
DK	6 739	51		22	10	94	11 716		85	7
DE	7 583	3 719	81	541	39	430	284 953		703	948
EE		2				484	2 105			
IE		1 101		8	7 962		378 247			
EL	293 123	1 095	75	2	7 761	1 899	181 280			259
ES	478 364	520	139 444	345	28	1 446	5 182 712	41 140	19	6
FR	1 476	9 193	12 484	775	376	732	5 027		68	12
HR	30 378	2 821		1	13 347	14	12 224	1		
IT	524 620	305	2 223 418	100	2 965	231	1 259 015		550	5 472
CY	3 102	77		3	51 116	4	85 333		14	
LV	45		31 002	3		5	72 552	5 139		
LT	18 401	1			7 128	60	173 154	8 899		
LU		20								
HU		30			50	6	34 065		990	289
MT	3 002	73					18		5	
NL	21 943	4 527	4 466	301	166 334	270	2 853 846	3 561	8 856	623
AT	250	121		18	1	6	69 476		37	14
PL	3 757	720	1 558	28		62	55 922	7 700	709	4 628
PT	49 478	551	58 018		33 674		1 741 941			9
RO	30 822	1 865		3	27 826	2 628	70 625			
SI	141 729	634	23	3	2 609	96	483 747			
SK		37				1 282			26	
FI	302	71		2		46	6 858			1
SE	13	2 329	29	88	51	798	290	4	3	4
EU*	1 945 907	34 359	2 757 832	2 749	353 912	17 144	14 262 529	66 451	14 848	14 288

* The United Kingdom is no longer a Member State of the European Union, however until the end of the transition period it was still a part of the EU Customs Union. Due to the absence of intra-trade data in the surveillance system, the totals of the EU trade data therefore also include the UK data until 31/12/2020. The data as of 1/1/2021 is therefore not comparable with the data until 31/12/2020.

Top 5 import origins* - (update of 21 Jun 2021)

Common wheat				
Origin	MY 2020/21		MY 2019/20	
	tonnes	share	tonnes	share
Ukraine	633 261	32.5%	520 215	25.8%
Canada	520 509	26.7%	596 830	29.6%
Russia	264 846	13.6%	248 277	12.3%
Serbia	220 324	11.3%	27 013	1.3%
United States of America	200 095	10.3%	271 925	13.5%

Common wheat flour (grain equivalent)				
Origin	MY 2020/21		MY 2019/20	
	tonnes	share	tonnes	share
India	8 146	23.7%	7 661	26.7%
United Kingdom	7 880	22.9%	-----	-----
Mauritius	7 306	21.3%	7 388	25.8%
Serbia	4 603	13.4%	2 734	9.5%
Moldova	1 868	5.4%	4 241	14.8%

Durum wheat				
Origin	MY 2020/21		MY 2019/20	
	tonnes	share	tonnes	share
Canada	1 979 589	71.8%	1 068 129	50.7%
United States of America	419 420	15.2%	744 776	35.4%
Australia	172 974	6.3%	-----	-----
Kazakhstan	60 266	2.2%	157 840	7.5%
Russia	54 350	2.0%	52 720	2.5%

Durum wheat meal (grain equivalent)				
Origin	MY 2020/21		MY 2019/20	
	tonnes	share	tonnes	share
Morocco	1 127	41.0%	766	38.9%
Turkey	621	22.6%	439	22.3%
India	407	14.8%	300	15.2%
Lebanon	206	7.5%	183	9.3%
Tunisia	154	5.6%	176	8.9%

Barley				
Origin	MY 2020/21		MY 2019/20	
	tonnes	share	tonnes	share
United Kingdom	240 532	68.0%	-----	-----
Ukraine	50 425	14.2%	514 460	88.7%
Serbia	35 200	9.9%	5 317	0.9%
Moldova	14 251	4.0%	59 320	10.2%

Malt (grain equivalent)				
Origin	MY 2020/21		MY 2019/20	
	tonnes	share	tonnes	share
United Kingdom	8 008	46.7%	-----	-----
Serbia	7 700	44.9%	3 549	26.5%
Ukraine	1 282	7.5%	9 684	72.2%
Russia	94	0.5%	76	0.6%

Maize				
Origin	MY 2020/21		MY 2019/20	
	tonnes	share	tonnes	share
Ukraine	6 387 047	44.8%	12 143 220	62.8%
Brazil	4 430 390	31.1%	4 765 801	24.6%
Serbia	1 741 261	12.2%	1 248 688	6.5%
Canada	716 832	5.0%	316 937	1.6%
Russia	431 368	3.0%	187 608	1.0%

Rye				
Origin	MY 2020/21		MY 2019/20	
	tonnes	share	tonnes	share
Russia	44 699	67.3%	3 082	94.8%
Belarus	16 344	24.6%	-----	-----

Oats				
Origin	MY 2020/21		MY 2019/20	
	tonnes	share	tonnes	share
United Kingdom	11 531	77.7%	-----	-----
Ukraine	2 955.3	19.9%	2 513	87.7%
Uruguay	151	1.0%	25	0.9%
Iceland	80.0	0.5%	120	4.2%

Sorghum				
Origin	MY 2020/21		MY 2019/20	
	tonnes	share	tonnes	share
Ukraine	9 976	69.8%	77 931	94.5%
Russia	2 701	18.9%	2 875	3.5%
Sudan	722	5.1%	620	0.8%
Australia	294	2.1%	119	0.1%

* The United Kingdom is no longer a Member State of the European Union, however until the end of the transition period it was still a part of the EU Customs Union. Due to the absence of intra-trade data in the surveillance system, the totals of the EU trade data therefore also include the UK data until 31/12/2020. The data as of 1/1/2021 is therefore not comparable with the data until 31/12/2020.

Week 1 to 51 from 01/07/2020 to 20/06/2021

Summary

Export (tonnes)	Common wheat	Common wheat flour (grain equivalent)	Durum wheat	Durum wheat meal (grain equivalent)	Barley	Malt (grain equivalent)	Maize	Rye	Oats	Sorghum
BE	530	15 201	64	862	8 348	941 673	42		30	7
BG	1 353 649	498	12 193	1	213 825	189	360 739	102	4 192	642
CZ	1 742	218			204	30 600	424		4 678	
DK	34 023	2 396	17 954	6	223 483	160 680	61	2	321	
DE	3 572 870	25 924	14	330	1 397 071	552 619	17 222	73 970	21 183	14
EE	465 262	163	10 526		270 590	1 068	1		5 488	
IE		40			2	744				
EL	701	11 261	145 713	1 422	2 890	8 553	171	141		
ES	17	3 423	11 112	73 998	171 800	53 360	36 737	10	15 691	
FR	7 197 998	45 734	145 879	72 563	3 039 913	566 789	148 841		14 233	4 704
HR	105 801	12 998			17 044	15 772	12 040	555	2 739	
IT	1 577	112 003	91 776	63 680	19 705	38	3 955	49	320	2
CY		28	50							
LV	2 495 033	26 520		3 563	124 969	622	2 471		143	
LT	3 039 156	8 871		128	299 520	23 882	1 749	1 770	1 819	
LU		3								
HU	150 482	4 160		2 406	3 163	464	23 695	1 390	313	371
MT										
NL	330	116 576		141	7	351 657	8 115	32	330	
AT	45 831	6 047		4 519	3 156	8 295	1 713	543	2 721	
PL	3 178 656	15 647		80	44 761	64 400	165 715	20 832	10	5
PT	1	29 018	1		181	41 623	279			
RO	3 001 283	2 840		74	984 463		1 849 971		3	
SI	50	6 782		121		32	40			
SK	1 481	1			2 971	79				
FI	140 813	2 352			27 565	16 068		975	7 445	
SE	293 217	1 677	241		10 591	126 998	64	46 244	26 573	
EU*	25 104 234	450 379	435 523	223 895	7 069 448	2 966 207	2 634 061	146 617	109 524	5 755

* The United Kingdom is no longer a Member State of the European Union, however until the end of the transition period it was still a part of the EU Customs Union. Due to the absence of intra-trade data in the surveillance system, the totals of the EU trade data therefore also include the UK data until 31/12/2020. The data as of 1/1/2021 is therefore not comparable with the data until 31/12/2020.

Top 5 export destinations* - (update of 21 Jun 2021)

Common wheat				
Destination	MY 2020/21		MY 2019/20	
	tonnes	share	tonnes	share
Algeria	5 652 872	22.5%	5 712 326	16.7%
Morocco	2 246 620	8.9%	2 538 673	7.4%
Nigeria	2 174 131	8.7%	1 666 113	4.9%
Saudi Arabia	1 975 417	7.9%	3 033 213	8.8%
China	1 767 310	7.0%	2 159 747	6.3%

Common wheat flour (grain equivalent)				
Destination	MY 2020/21		MY 2019/20	
	tonnes	share	tonnes	share
United States of America	40 083	8.9%	31 815	5.8%
United Kingdom	37 545	8.3%	-----	-----
Guinea-Bissau	33 010	7.3%	34 566	6.3%
Thailand	26 310	5.8%	32 531	5.9%
Angola	25 102	5.6%	98 624	17.8%

Durum wheat				
Destination	MY 2020/21		MY 2019/20	
	tonnes	share	tonnes	share
Tunisia	159 792	36.7%	383 466	39.2%
Turkey	73 722	16.9%	208 579	21.3%
Algeria	41 097	9.4%	5 500	0.6%

Durum wheat meal (grain equivalent)				
Destination	MY 2020/21		MY 2019/20	
	tonnes	share	tonnes	share
Ivory Coast	65 674	29.3%	65 167	27.1%
Saudi Arabia	41 792	18.7%	27 010	11.2%
Mali	29 618	13.2%	21 936	9.1%
Senegal	16 307	7.3%	36 894	15.3%
Benin	12 383	5.5%	11 837	4.9%

Barley				
Destination	MY 2020/21		MY 2019/20	
	tonnes	share	tonnes	share
China	2 775 250	39.3%	1 264 153	17.5%
Saudi Arabia	1 216 168	17.2%	2 679 200	37.1%
Iran (Islamic Republic of)	779 922	11.0%	293 413	4.1%
Algeria	640 726	9.1%	178 715	2.5%
Morocco	407 730	5.8%	865 890	12.0%

Malt (grain equivalent)				
Destination	MY 2020/21		MY 2019/20	
	tonnes	share	tonnes	share
Brazil	441 214	14.9%	149 356	5.8%
Nigeria	248 122	8.4%	136 543	5.3%
Japan	159 974	5.4%	216 198	8.4%
Vietnam	152 364	5.1%	142 358	5.5%
Cambodia	123 341	4.2%	117 447	4.6%

Maize				
Destination	MY 2020/21		MY 2019/20	
	tonnes	share	tonnes	share
Iran (Islamic Republic of)	520 358	19.8%	454 774	9.3%
Lebanon	225 870	8.6%	347 464	7.1%
United Kingdom	214 828	8.2%	-----	-----
Korea (Republic of)	209 885	8.0%	504 356	10.3%
Turkey	202 800	7.7%	1 162 711	23.7%

Rye				
Destination	MY 2020/21		MY 2019/20	
	tonnes	share	tonnes	share
United States of America	99 002	67.5%	100 780	40.6%
Japan	19 334	13.2%	10 625	4.3%
Israel	14 321	9.8%	7 948	3.2%

Oats				
Destination	MY 2020/21		MY 2019/20	
	tonnes	share	tonnes	share
Switzerland	51 164	46.7%	46 653	22.5%
Algeria	14 929	13.6%	532	0.3%
Norway	14 676	13.4%	30 453	14.7%
United States of America	10 585	9.7%	57 263	27.6%
Morocco	6 546	6.0%	5 196	2.5%

Sorghum				
Destination	MY 2020/21		MY 2019/20	
	tonnes	share	tonnes	share
United Kingdom	4 650.3	80.8%	-----	-----
Jordan	548	9.5%	-----	-----
Serbia	369	6.4%	686	27.2%

* The United Kingdom is no longer a Member State of the European Union, however until the end of the transition period it was still a part of the EU Customs Union. Due to the absence of intra-trade data in the surveillance system, the totals of the EU trade data therefore also include the UK data until 31/12/2020. The data as of 1/1/2021 is therefore not comparable with the data until 31/12/2020.

Week 1 to 51 from 01/07/2020 to 20/06/2021

Résumé / Summary

Import (tonnes)	Residues of starch manufacture CN 2303 10 19	Maize gluten feed CN 2309 90 20	Brewing and distilling dregs and waste CN 23033000	Citrus pulp residues CN 2308 00 40 TARIC_ext 10	Total
BE		184		5 294	5 477
BG			3 575		3 575
CZ	23	1	778	2 985	3 786
DK	2 206	5 068		25 421	32 695
DE	10	4	4 846	31 856	36 716
EE			414		414
IE		93 002	113 557		206 559
EL		41	810		852
ES		26	112 611		112 636
FR			738	4 145	4 883
HR					
IT		6	12 662	2 512	15 180
CY		12			12
LV		47	2 402		2 449
LT		107	8 108	1	8 215
LU					
HU			96		96
MT					
NL	3 902	155		115 656	119 712
AT					
PL			10 094	2 596	12 689
PT		11 953	23 939		35 893
RO		4	1 227		1 231
SI					
SK			287		287
FI		6	1 542		1 547
SE		45			45
EU*	6 205	131 421	393 188	190 479	721 293

* The United Kingdom is no longer a Member State of the European Union, however until the end of the transition period it was still a part of the EU Customs Union. Due to the absence of intra-trade data in the surveillance system, the totals of the EU trade data therefore also include the UK data until 31/12/2020. The data as of 1/1/2021 is therefore not comparable with the data until 31/12/2020.

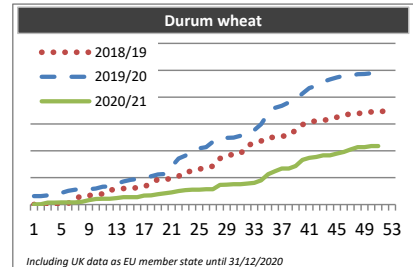
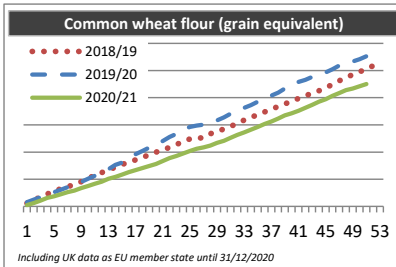
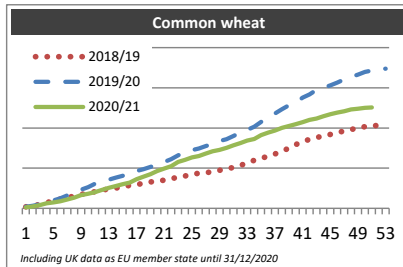
Week 1 to 51 from 01/07/2020 to 20/06/2021

(tonnes)

Common wheat			
week	2018/19	2019/20	2020/21
1	380 930	-	246 599
2	648 383	637 684	485 459
3	975 492	977 240	794 098
4	1 401 784	1 448 244	1 244 971
5	1 888 604	1 963 054	1 476 162
6	2 295 906	2 513 822	1 737 110
7	2 653 632	3 216 967	2 220 555
8	3 036 052	3 720 669	2 668 965
9	3 435 687	4 634 890	3 281 372
10	3 809 996	5 242 288	3 604 723
11	4 162 302	6 111 267	3 999 858
12	4 552 041	6 705 310	4 580 374
13	4 820 646	7 110 313	5 085 591
14	5 041 327	7 620 073	5 555 802
15	5 342 136	8 105 152	6 016 442
16	5 714 900	8 768 326	6 379 393
17	5 892 800	9 260 991	7 233 325
18	6 244 535	9 725 371	7 874 470
19	6 577 425	10 302 872	8 474 698
20	6 755 906	10 950 606	9 293 610
21	7 041 496	11 559 006	9 879 064
22	7 333 341	12 238 923	10 453 386
23	7 729 346	13 191 650	11 536 206
24	8 014 621	13 969 039	12 058 201
25	8 476 965	14 500 960	12 689 363
26	8 708 243	14 892 397	13 013 856
27	8 829 178	15 503 107	13 633 116
28	9 186 902	16 040 869	14 183 211
29	9 436 292	16 732 853	14 557 165
30	9 888 454	17 214 564	15 036 443
31	10 153 304	18 017 661	15 655 358
32	10 616 049	18 864 983	16 221 398
33	11 388 549	19 533 215	16 872 182
34	11 940 803	20 340 927	17 260 746
35	12 461 030	21 478 133	18 247 777
36	12 939 896	22 508 992	18 869 066
37	13 501 096	23 576 835	19 379 093
38	14 281 395	24 648 935	20 046 208
39	14 936 690	25 623 736	20 486 558
40	15 861 735	26 331 024	20 944 973
41	16 619 582	27 557 137	21 433 264
42	17 159 088	28 352 332	22 026 942
43	17 603 329	29 498 032	22 361 311
44	18 053 168	29 986 220	22 909 863
45	18 415 085	30 586 614	23 413 119
46	18 819 349	31 272 389	23 821 048
47	19 238 858	32 058 028	24 163 901
48	19 590 571	32 679 212	24 627 539
49	20 065 190	33 267 819	24 789 588
50	20 292 695	33 938 316	25 035 102
51	20 535 449	34 283 798	25 104 234
52	20 623 778	34 755 332	
53	20 623 778	34 755 332	

Common wheat flour (grain equivalent)			
week	2018/19	2019/20	2020/21
1	11 726	-	4 872
2	21 247	24 937	12 096
3	35 307	33 874	21 030
4	45 380	43 072	31 584
5	56 332	52 226	37 685
6	65 178	61 258	44 672
7	72 738	70 357	52 128
8	80 467	79 537	58 243
9	91 080	90 315	67 312
10	103 058	101 354	74 930
11	114 004	112 904	83 201
12	123 966	125 255	90 834
13	135 518	137 111	101 458
14	143 570	152 531	108 295
15	154 090	161 437	116 679
16	162 167	177 984	125 739
17	171 249	192 003	133 632
18	179 460	203 461	140 806
19	190 020	216 596	148 536
20	199 548	227 603	155 793
21	208 124	240 848	166 637
22	217 431	255 958	177 930
23	227 338	266 692	185 557
24	238 680	281 899	194 519
25	247 840	292 602	204 127
26	251 134	297 481	211 730
27	252 630	301 181	217 106
28	267 147	308 534	224 269
29	276 088	317 018	233 523
30	284 965	327 924	241 544
31	294 548	340 905	252 576
32	306 099	351 428	263 129
33	317 281	362 575	272 700
34	327 913	372 681	282 073
35	337 518	385 288	292 806
36	347 840	395 998	303 187
37	357 889	408 134	312 159
38	368 118	418 851	323 754
39	376 856	433 760	335 215
40	388 168	446 532	342 717
41	396 827	457 873	351 949
42	407 581	466 012	363 024
43	415 515	476 393	373 628
44	425 414	484 941	385 028
45	438 073	493 545	394 817
46	448 409	505 240	407 049
47	461 907	518 077	416 973
48	473 166	526 972	427 960
49	485 383	533 294	434 068
50	495 669	541 749	442 414
51	504 797	553 030	450 379
52	517 943	564 671	
53	517 943	564 671	

Durum wheat			
week	2018/19	2019/20	2020/21
1	609	-	1 327
2	731	62 920	1 753
3	1 267	62 920	14 516
4	1 467	68 154	14 883
5	9 337	86 292	15 291
6	9 338	86 753	15 673
7	42 862	102 837	16 048
8	67 042	111 338	21 301
9	67 226	113 589	32 788
10	76 653	114 667	42 218
11	79 012	118 940	42 946
12	109 963	133 547	43 032
13	110 480	133 857	48 931
14	119 817	155 545	54 892
15	120 050	171 862	54 941
16	125 992	184 124	55 143
17	131 886	190 877	67 680
18	160 063	199 053	68 120
19	187 775	210 099	76 215
20	189 323	223 737	83 031
21	192 675	226 941	91 284
22	211 328	282 411	101 323
23	246 613	343 490	106 972
24	246 918	365 434	110 034
25	263 196	400 373	110 034
26	279 225	419 109	114 647
27	285 976	426 666	114 769
28	342 538	467 102	145 567
29	368 072	467 231	148 750
30	370 864	496 543	150 958
31	378 174	498 105	151 151
32	437 488	512 425	155 721
33	460 494	550 679	161 252
34	472 764	554 796	180 964
35	500 296	597 550	225 453
36	500 480	678 220	248 771
37	507 811	719 818	268 113
38	513 950	735 500	269 068
39	554 494	760 645	287 287
40	595 339	783 107	332 762
41	617 287	826 027	347 133
42	621 415	867 791	354 084
43	628 401	883 459	365 814
44	632 625	914 790	365 874
45	650 701	931 063	380 175
46	669 989	946 179	391 301
47	673 428	957 996	410 459
48	676 919	959 179	426 829
49	688 533	970 064	428 130
50	689 011	971 617	435 523
51	690 306	978 077	435 523
52	697 050	978 104	
53	697 050	978 104	



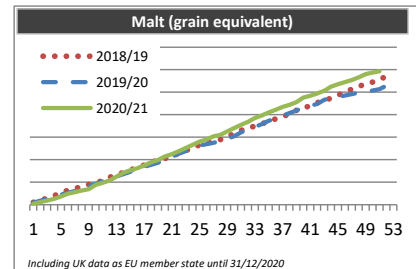
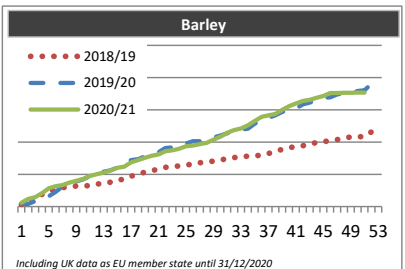
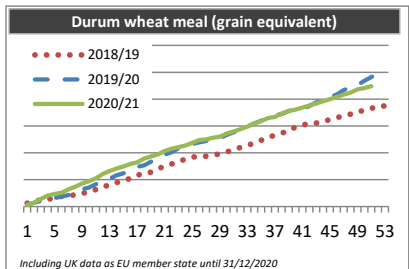
Week 1 to 51 from 01/07/2020 to 20/06/2021

(tonnes)

Durum wheat meal (grain equivalent)			
week	2018/19	2019/20	2020/21
1	6 173	-	2 938
2	10 502	6 820	7 082
3	12 055	10 226	14 007
4	13 645	13 805	20 504
5	15 240	15 888	23 477
6	18 893	18 450	25 648
7	20 147	21 168	31 867
8	21 812	25 745	37 029
9	24 000	32 563	42 831
10	29 053	35 529	47 380
11	31 633	41 774	52 790
12	37 240	45 888	60 848
13	39 434	51 969	66 101
14	44 715	58 106	71 054
15	47 584	62 123	74 770
16	52 827	66 815	79 372
17	58 913	73 678	82 359
18	60 054	76 959	89 403
19	64 073	83 477	93 473
20	69 948	88 268	96 907
21	75 535	96 798	103 638
22	79 171	101 407	107 822
23	84 302	108 641	110 517
24	87 807	111 766	113 480
25	91 935	116 671	118 564
26	93 655	119 548	123 554
27	93 786	121 907	124 918
28	95 642	123 735	127 811
29	97 936	127 018	130 208
30	101 903	133 327	136 108
31	105 534	138 085	139 952
32	110 418	142 780	143 928
33	113 677	149 431	148 617
34	118 797	154 739	154 813
35	123 257	159 668	158 985
36	128 824	166 057	164 920
37	132 847	169 286	167 066
38	136 724	172 210	173 194
39	140 545	177 766	177 778
40	148 190	180 514	180 587
41	151 599	181 491	184 383
42	154 446	187 328	188 170
43	155 528	193 804	191 705
44	158 391	197 387	195 939
45	162 008	203 424	199 983
46	165 517	208 914	204 155
47	168 535	216 656	208 192
48	171 895	221 913	212 054
49	176 966	226 260	218 221
50	178 135	234 255	220 544
51	182 540	240 738	223 895
52	187 212	247 996	
53	187 212	247 996	

Barley			
week	2018/19	2019/20	2020/21
1	131 096	-	233 928
2	186 086	169 376	470 728
3	540 018	337 758	586 712
4	755 975	483 958	831 663
5	949 575	643 505	1 130 666
6	1 068 136	904 136	1 268 298
7	1 175 558	1 228 755	1 333 141
8	1 202 284	1 420 139	1 491 038
9	1 274 453	1 557 085	1 600 529
10	1 275 471	1 681 706	1 714 095
11	1 303 347	1 903 159	1 894 614
12	1 409 310	2 127 844	2 005 566
13	1 421 241	2 168 060	2 109 536
14	1 513 869	2 251 418	2 254 085
15	1 655 554	2 412 055	2 400 370
16	1 691 129	2 672 039	2 480 031
17	1 876 011	2 888 058	2 741 126
18	2 012 428	2 942 536	2 889 268
19	2 133 518	3 105 633	3 024 509
20	2 219 090	3 276 420	3 155 273
21	2 335 377	3 375 606	3 236 213
22	2 434 924	3 624 631	3 430 877
23	2 488 447	3 679 932	3 490 960
24	2 518 983	3 763 870	3 588 482
25	2 555 410	3 911 595	3 750 589
26	2 658 860	4 049 716	3 779 901
27	2 708 515	4 059 332	3 864 674
28	2 784 155	4 155 826	3 955 768
29	2 814 255	4 287 553	4 150 548
30	2 875 445	4 408 901	4 332 731
31	2 990 293	4 548 101	4 581 889
32	3 041 718	4 740 889	4 750 973
33	3 093 244	4 775 918	4 845 956
34	3 118 154	4 836 880	5 037 465
35	3 153 000	5 135 908	5 315 866
36	3 184 186	5 333 994	5 567 479
37	3 296 956	5 506 704	5 666 768
38	3 434 361	5 659 110	5 743 183
39	3 541 311	5 870 780	6 005 286
40	3 649 890	5 957 895	6 223 986
41	3 731 757	6 088 968	6 397 929
42	3 768 746	6 342 421	6 557 193
43	3 916 259	6 445 131	6 623 447
44	3 950 467	6 610 799	6 747 326
45	4 030 022	6 749 591	6 866 939
46	4 080 753	6 773 159	7 043 194
47	4 157 756	6 960 607	7 047 781
48	4 239 928	7 030 441	7 057 255
49	4 321 182	7 036 380	7 060 269
50	4 323 631	7 172 922	7 067 442
51	4 356 754	7 215 539	7 069 448
52	4 638 044	7 624 789	
53	4 638 044	7 624 789	

Malt (grain equivalent)			
week	2018/19	2019/20	2020/21
1	54 231	-	21 010
2	92 567	87 671	58 871
3	148 183	131 899	94 273
4	199 517	177 222	126 883
5	263 644	224 550	186 465
6	319 214	264 425	242 342
7	358 580	302 842	278 630
8	401 918	356 882	313 598
9	453 094	420 687	347 519
10	491 136	464 409	440 482
11	534 738	515 491	484 852
12	605 971	566 007	537 887
13	669 038	627 835	623 867
14	714 991	679 373	711 578
15	775 743	728 178	765 585
16	820 065	781 425	812 758
17	880 504	838 800	873 259
18	946 620	887 832	940 385
19	985 768	930 553	990 412
20	1 025 448	999 894	1 071 994
21	1 073 082	1 064 468	1 121 605
22	1 145 803	1 132 096	1 187 310
23	1 198 624	1 190 613	1 259 806
24	1 265 086	1 252 859	1 330 171
25	1 324 842	1 313 470	1 403 546
26	1 369 855	1 343 817	1 450 083
27	1 408 514	1 374 854	1 516 647
28	1 445 313	1 415 268	1 550 578
29	1 503 447	1 466 062	1 629 458
30	1 589 755	1 523 380	1 706 683
31	1 653 033	1 606 351	1 774 654
32	1 696 267	1 669 767	1 840 682
33	1 750 204	1 729 020	1 925 226
34	1 797 629	1 791 257	1 980 034
35	1 858 411	1 866 822	2 050 470
36	1 907 720	1 912 222	2 110 350
37	1 957 398	1 971 579	2 175 075
38	2 016 513	2 036 984	2 219 336
39	2 099 796	2 092 310	2 280 222
40	2 146 461	2 162 299	2 383 322
41	2 197 992	2 198 891	2 421 528
42	2 272 302	2 242 158	2 473 550
43	2 307 533	2 329 292	2 532 703
44	2 371 781	2 372 033	2 623 246
45	2 435 856	2 399 046	2 681 020
46	2 497 632	2 427 650	2 723 035
47	2 568 027	2 455 461	2 770 388
48	2 626 239	2 491 868	2 832 071
49	2 682 685	2 508 643	2 900 617
50	2 724 252	2 535 409	2 935 504
51	2 771 679	2 566 323	2 966 207
52	2 863 786	2 646 464	
53	2 863 786	2 646 464	



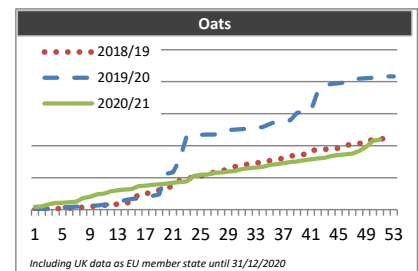
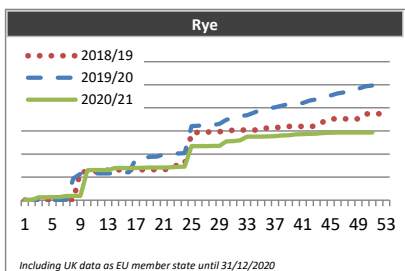
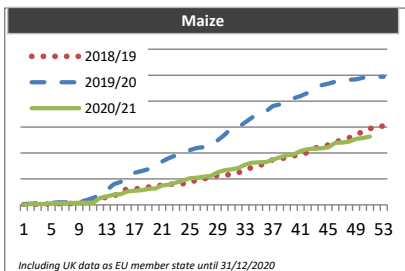
Week 1 to 51 from 01/07/2020 to 20/06/2021

(tonnes)

Maize			
week	2018/19	2019/20	2020/21
1	5 442	-	1 338
2	10 875	46 352	27 536
3	22 167	52 472	30 132
4	33 521	66 400	37 912
5	37 317	86 002	56 341
6	50 506	97 673	60 801
7	53 402	102 782	68 203
8	58 718	111 913	71 563
9	64 580	125 739	78 596
10	135 460	181 768	82 465
11	182 142	262 627	86 507
12	244 408	377 070	267 949
13	305 593	573 257	327 659
14	321 906	804 507	398 603
15	547 142	890 335	417 643
16	604 405	1 078 162	524 491
17	620 014	1 240 987	544 578
18	632 839	1 299 197	567 124
19	687 985	1 377 297	618 197
20	690 370	1 513 237	633 825
21	786 703	1 678 507	748 697
22	793 186	1 804 041	785 454
23	811 143	1 914 718	859 704
24	818 085	2 031 525	939 660
25	838 483	2 112 346	1 027 907
26	984 239	2 190 722	1 044 197
27	1 005 850	2 229 617	1 085 492
28	1 086 360	2 411 901	1 116 562
29	1 129 983	2 492 707	1 252 223
30	1 147 368	2 705 260	1 336 780
31	1 170 650	2 958 117	1 368 460
32	1 246 210	2 995 488	1 426 397
33	1 341 551	3 186 443	1 553 270
34	1 451 183	3 372 441	1 626 270
35	1 520 195	3 473 942	1 645 254
36	1 603 492	3 611 099	1 653 269
37	1 742 513	3 814 310	1 747 123
38	1 765 597	3 873 774	1 838 305
39	1 832 034	3 994 046	1 917 106
40	1 893 325	4 108 919	1 948 605
41	1 942 607	4 197 266	2 082 794
42	2 016 620	4 316 749	2 149 426
43	2 180 485	4 455 334	2 163 141
44	2 261 131	4 614 471	2 186 322
45	2 307 962	4 673 252	2 224 165
46	2 431 556	4 748 726	2 392 914
47	2 503 680	4 804 469	2 407 547
48	2 588 528	4 818 677	2 442 783
49	2 700 349	4 835 577	2 545 589
50	2 832 723	4 896 665	2 580 096
51	2 934 529	4 905 451	2 634 061
52	3 035 699	4 939 131	
53	3 035 699	4 939 131	

Rye			
week	2018/19	2019/20	2020/21
1	50	-	202
2	116	628	546
3	216	631	6 199
4	283	631	6 306
5	371	671	6 813
6	397	748	6 924
7	467	843	9 063
8	511	47 071	9 214
9	61 283	56 750	9 286
10	61 345	56 869	64 603
11	62 014	57 988	65 212
12	62 081	58 120	65 389
13	65 452	58 160	65 440
14	65 523	58 273	69 657
15	65 748	60 267	69 657
16	65 749	60 267	69 755
17	65 750	90 675	69 806
18	65 777	90 675	70 428
19	65 885	93 835	70 497
20	66 413	94 428	70 549
21	66 536	99 097	70 952
22	67 128	100 744	71 230
23	77 362	101 052	72 191
24	77 482	101 812	72 637
25	145 566	160 351	117 104
26	147 168	161 493	117 222
27	147 168	162 592	117 222
28	148 646	162 593	117 310
29	148 677	165 178	117 407
30	149 019	174 148	127 513
31	151 890	178 443	127 613
32	152 029	182 680	129 889
33	152 135	183 973	137 621
34	152 191	190 035	137 645
35	152 191	195 599	137 908
36	157 496	198 803	138 132
37	157 565	201 312	138 532
38	157 895	204 540	140 235
39	159 802	208 552	140 863
40	160 095	209 550	142 682
41	160 095	210 624	142 918
42	160 095	216 194	143 684
43	160 158	218 445	144 016
44	170 663	223 927	145 738
45	176 033	227 061	146 201
46	176 033	231 338	146 462
47	176 192	233 930	146 517
48	176 232	240 345	146 542
49	176 295	241 682	146 547
50	187 121	246 769	146 575
51	187 167	248 490	146 617
52	187 254	252 487	
53	187 254	252 487	

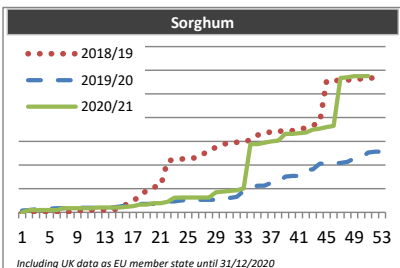
Oats			
week	2018/19	2019/20	2020/21
1	482	-	4 443
2	851	930	5 175
3	1 107	1 418	8 319
4	1 470	3 129	10 274
5	1 850	3 685	10 893
6	2 410	3 968	11 455
7	2 832	4 564	12 539
8	3 747	5 315	18 233
9	4 692	5 865	20 115
10	5 899	6 666	24 001
11	6 762	7 499	24 964
12	7 696	8 192	28 370
13	8 478	10 856	30 245
14	9 206	14 515	31 204
15	12 533	16 797	31 907
16	23 841	17 487	36 852
17	24 808	18 235	37 537
18	27 285	21 508	38 723
19	30 741	23 787	39 482
20	34 937	55 844	40 443
21	35 951	58 386	42 058
22	45 946	79 070	43 067
23	47 793	114 828	44 332
24	51 254	115 819	52 574
25	52 473	117 167	54 624
26	56 092	117 343	54 945
27	58 468	117 534	57 508
28	61 316	120 899	57 886
29	62 474	124 593	59 431
30	67 105	125 256	60 536
31	68 482	126 001	63 298
32	71 812	126 774	64 623
33	73 011	127 889	65 784
34	73 856	129 202	66 881
35	76 657	133 745	69 754
36	78 215	138 019	71 088
37	80 418	138 831	72 543
38	83 678	139 815	74 516
39	85 397	151 303	75 449
40	86 523	152 057	77 289
41	92 718	154 497	78 590
42	93 353	185 388	79 935
43	94 173	194 509	81 059
44	95 465	196 583	83 901
45	96 212	197 590	85 229
46	100 475	198 687	86 351
47	102 511	202 875	87 651
48	103 204	204 762	91 753
49	107 977	205 424	98 036
50	108 947	206 121	107 653
51	110 257	207 210	109 524
52	111 717	208 293	
53	111 717	208 293	



Week 1 to 51 from 01/07/2020 to 20/06/2021

(tonnes)

Sorghum			
week	2018/19	2019/20	2020/21
1	0	-	0
2	21	100	99
3	21	124	99
4	21	150	99
5	21	152	100
6	21	173	101
7	21	173	177
8	22	173	177
9	71	194	177
10	96	197	177
11	96	197	177
12	96	197	202
13	96	199	204
14	96	199	204
15	164	244	204
16	332	285	228
17	500	309	258
18	659	360	329
19	946	360	331
20	1 067	361	388
21	1 113	456	388
22	2 172	456	439
23	2 224	458	613
24	2 249	503	624
25	2 298	529	624
26	2 298	529	624
27	2 419	529	624
28	2 643	530	624
29	2 742	530	851
30	2 862	556	880
31	2 962	608	903
32	2 962	654	931
33	2 962	907	1 014
34	3 060	1 027	2 885
35	3 266	1 127	2 886
36	3 295	1 127	2 939
37	3 418	1 247	2 997
38	3 419	1 247	3 023
39	3 443	1 511	3 314
40	3 443	1 536	3 314
41	3 542	1 536	3 340
42	3 542	1 796	3 368
43	3 665	1 820	3 500
44	3 812	2 059	3 536
45	5 547	2 059	3 597
46	5 548	2 063	3 653
47	5 589	2 088	5 678
48	5 589	2 137	5 706
49	5 614	2 281	5 755
50	5 638	2 306	5 755
51	5 638	2 524	5 755
52	5 712	2 562	
53	5 712	2 562	



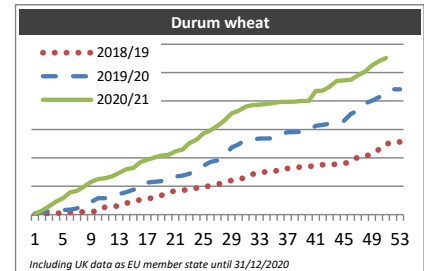
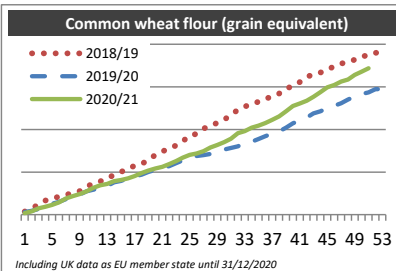
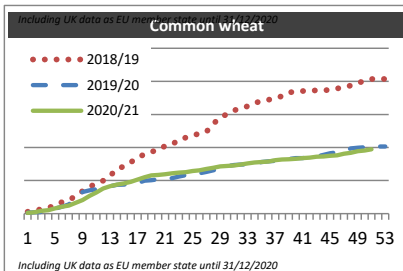
Week 1 to 51 from 01/07/2020 to 20/06/2021

(tonnes)

Common wheat			
week	2018/19	2019/20	2020/21
1	57 273	-	22 112
2	71 580	38 366	43 489
3	144 078	51 421	84 200
4	180 672	102 005	107 266
5	243 244	156 035	159 722
6	347 345	205 759	205 610
7	402 672	281 272	245 448
8	533 814	458 102	325 711
9	685 139	651 685	409 721
10	816 409	701 468	538 149
11	906 928	737 816	640 515
12	996 586	795 418	761 343
13	1 142 409	830 102	832 681
14	1 350 356	871 395	874 911
15	1 429 918	879 681	914 253
16	1 552 922	900 950	962 812
17	1 692 412	930 041	1 028 263
18	1 797 405	994 104	1 098 827
19	1 875 316	1 007 899	1 159 485
20	1 915 418	1 039 529	1 172 296
21	2 052 118	1 052 883	1 188 225
22	2 089 819	1 071 394	1 218 437
23	2 237 756	1 120 454	1 242 742
24	2 301 730	1 160 854	1 254 156
25	2 371 845	1 206 778	1 289 742
26	2 417 811	1 218 655	1 309 965
27	2 472 505	1 264 623	1 352 468
28	2 716 636	1 309 793	1 383 816
29	2 905 160	1 368 246	1 427 614
30	3 013 973	1 434 339	1 443 097
31	3 119 040	1 471 644	1 455 243
32	3 181 631	1 487 151	1 481 106
33	3 248 449	1 492 036	1 519 906
34	3 350 986	1 504 342	1 545 473
35	3 392 706	1 558 802	1 561 091
36	3 442 794	1 578 838	1 574 500
37	3 486 754	1 593 168	1 619 374
38	3 556 328	1 623 991	1 635 475
39	3 667 714	1 654 539	1 648 082
40	3 689 113	1 677 376	1 658 029
41	3 706 506	1 682 030	1 676 327
42	3 713 579	1 711 539	1 691 625
43	3 725 424	1 726 510	1 721 727
44	3 728 534	1 774 517	1 730 446
45	3 743 009	1 826 514	1 745 741
46	3 780 991	1 857 014	1 765 310
47	3 822 311	1 894 402	1 811 498
48	3 872 054	1 974 245	1 839 557
49	3 952 280	1 990 862	1 886 786
50	4 016 759	2 006 800	1 906 098
51	4 067 821	2 017 543	1 945 907
52	4 072 015	2 030 450	
53	4 072 015	2 030 450	

Common wheat flour (grain equivalent)			
week	2018/19	2019/20	2020/21
1	721	-	364
2	1 547	897	774
3	2 310	1 333	1 454
4	3 334	2 112	1 873
5	3 766	2 555	2 273
6	4 227	3 012	2 867
7	4 628	3 658	3 817
8	5 146	4 310	4 369
9	5 516	4 711	4 854
10	6 662	5 460	5 497
11	7 202	5 867	6 299
12	7 836	6 245	6 892
13	8 601	6 705	7 204
14	9 261	7 573	7 877
15	10 062	7 903	8 130
16	10 583	8 538	8 491
17	11 540	8 994	9 074
18	11 948	9 380	9 754
19	12 775	10 007	10 353
20	14 006	10 523	10 834
21	14 845	11 014	11 233
22	15 497	11 371	11 864
23	16 229	12 095	12 576
24	17 203	12 744	13 385
25	18 568	13 240	14 006
26	18 934	13 774	14 359
27	20 181	13 955	14 890
28	20 842	14 256	15 741
29	21 556	14 818	16 370
30	22 263	15 276	17 005
31	23 449	15 639	17 843
32	24 585	16 052	19 122
33	25 395	16 800	19 597
34	25 865	17 128	20 431
35	26 519	17 743	20 915
36	27 200	18 403	21 479
37	27 742	19 029	22 279
38	28 440	19 572	23 043
39	29 601	20 391	24 263
40	30 165	21 456	25 505
41	31 149	22 116	26 086
42	32 315	22 783	26 757
43	32 982	23 777	27 693
44	33 324	24 277	28 768
45	33 960	25 001	29 902
46	34 861	25 561	30 415
47	35 438	26 139	31 252
48	35 828	27 028	31 712
49	36 357	27 697	32 795
50	37 136	28 300	33 564
51	37 412	28 685	34 359
52	37 991	29 453	
53	37 991	29 453	

Durum wheat			
week	2018/19	2019/20	2020/21
1	1 446	-	15 910
2	10 104	39 879	70 589
3	11 775	58 275	148 727
4	24 458	59 066	228 769
5	24 720	80 934	290 923
6	37 321	88 188	389 351
7	41 971	111 407	421 013
8	51 748	206 396	497 085
9	52 153	226 295	576 827
10	57 900	289 834	628 124
11	136 857	290 047	643 468
12	146 158	339 097	674 436
13	151 054	362 832	736 081
14	200 231	396 823	802 094
15	237 146	441 549	821 648
16	259 183	448 379	924 355
17	280 960	567 226	966 163
18	298 846	578 692	1 003 356
19	337 502	587 680	1 041 146
20	387 810	665 108	1 050 712
21	422 343	670 756	1 114 180
22	428 424	687 537	1 146 252
23	442 283	719 118	1 258 285
24	467 715	805 212	1 318 719
25	481 142	861 414	1 428 851
26	510 910	927 708	1 483 610
27	533 972	954 613	1 562 712
28	569 053	1 027 644	1 657 037
29	602 690	1 183 351	1 784 310
30	631 492	1 236 011	1 828 752
31	646 744	1 322 810	1 899 260
32	712 005	1 324 992	1 927 163
33	749 220	1 339 083	1 936 321
34	751 963	1 342 266	1 948 506
35	752 033	1 345 899	1 965 857
36	810 696	1 417 293	1 986 529
37	814 522	1 448 181	1 986 617
38	824 366	1 454 050	1 988 674
39	841 639	1 459 298	2 000 951
40	846 383	1 468 894	2 001 342
41	864 715	1 565 659	2 176 312
42	876 172	1 579 446	2 185 862
43	879 668	1 603 442	2 252 228
44	888 338	1 615 539	2 357 004
45	898 036	1 650 263	2 362 026
46	932 727	1 776 149	2 376 487
47	1 011 821	1 832 535	2 452 059
48	1 019 007	1 955 741	2 515 920
49	1 078 687	2 005 500	2 625 541
50	1 145 123	2 067 201	2 701 737
51	1 239 682	2 106 620	2 757 832
52	1 280 738	2 206 867	
53	1 280 738	2 206 867	



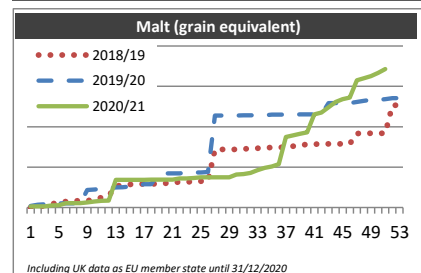
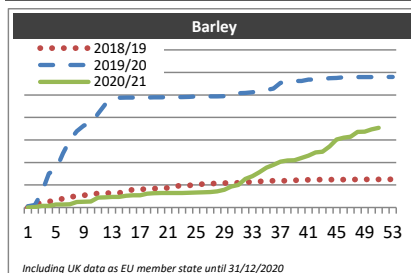
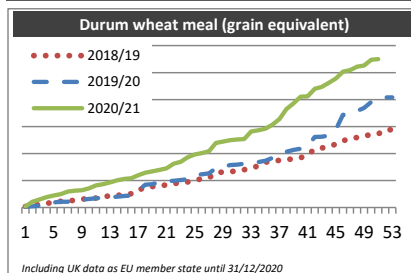
Week 1 to 51 from 01/07/2020 to 20/06/2021

(tonnes)

Durum wheat meal (grain equivalent)			
week	2018/19	2019/20	2020/21
1	19	-	21
2	38	22	108
3	59	36	150
4	79	75	194
5	85	95	223
6	116	106	247
7	124	106	294
8	131	134	312
9	153	144	321
10	168	158	353
11	174	169	410
12	199	178	432
13	220	187	465
14	224	199	502
15	235	214	528
16	258	222	542
17	338	318	597
18	350	424	646
19	388	429	672
20	402	472	697
21	418	488	727
22	444	494	812
23	459	508	847
24	473	526	929
25	510	604	984
26	530	615	1 006
27	552	633	1 042
28	639	732	1 197
29	656	753	1 223
30	660	784	1 245
31	681	794	1 258
32	698	812	1 270
33	735	836	1 408
34	769	843	1 429
35	842	869	1 460
36	849	916	1 532
37	874	1 001	1 638
38	893	1 034	1 822
39	897	1 068	1 930
40	921	1 089	2 054
41	978	1 142	2 056
42	1 081	1 306	2 198
43	1 102	1 311	2 233
44	1 132	1 330	2 311
45	1 174	1 446	2 392
46	1 237	1 716	2 513
47	1 269	1 734	2 546
48	1 300	1 788	2 611
49	1 330	1 844	2 629
50	1 345	1 954	2 736
51	1 363	1 970	2 749
52	1 440	2 040	
53	1 440	2 040	

Barley			
week	2018/19	2019/20	2020/21
1	375	-	15
2	17 964	11 034	1 736
3	18 246	66 804	6 899
4	25 200	151 795	6 902
5	35 175	167 048	13 520
6	38 825	240 193	13 722
7	48 617	298 686	14 445
8	49 090	338 676	24 701
9	54 651	364 018	25 509
10	58 149	370 412	26 468
11	61 968	416 796	44 307
12	63 911	456 839	45 208
13	64 338	484 584	46 951
14	64 413	487 744	47 223
15	71 543	487 929	52 559
16	79 456	488 381	54 429
17	79 505	488 773	54 429
18	83 205	488 774	61 714
19	84 385	489 027	63 015
20	86 493	489 027	64 307
21	86 688	490 205	64 413
22	94 683	490 205	64 592
23	98 480	490 872	64 716
24	98 555	490 936	65 502
25	101 624	493 575	66 521
26	104 663	493 575	68 056
27	106 159	493 631	68 323
28	106 664	493 875	71 624
29	108 135	494 151	78 834
30	109 211	506 261	93 150
31	109 951	507 913	99 934
32	112 846	508 927	126 518
33	113 967	511 932	139 287
34	115 430	518 024	156 441
35	118 256	522 024	176 969
36	118 305	528 225	189 616
37	118 380	554 219	203 383
38	118 419	554 418	208 871
39	121 247	561 890	209 675
40	121 887	562 391	219 864
41	122 463	567 887	230 264
42	123 616	568 130	244 447
43	123 690	571 281	247 705
44	123 769	574 773	271 767
45	123 897	575 048	301 952
46	123 924	578 405	310 275
47	123 953	579 778	314 736
48	125 030	579 808	336 263
49	125 081	579 822	336 375
50	125 156	579 838	347 033
51	125 157	579 841	353 912
52	125 158	579 841	
53	125 158	579 841	

Malt (grain equivalent)			
week	2018/19	2019/20	2020/21
1	0	-	134
2	0	356	135
3	258	412	139
4	467	522	271
5	603	522	285
6	737	522	551
7	837	522	551
8	837	523	553
9	837	2 182	621
10	1 035	2 216	756
11	1 231	2 320	824
12	1 428	2 379	851
13	2 641	2 472	3 437
14	2 774	2 506	3 438
15	2 842	2 598	3 439
16	2 910	2 719	3 439
17	2 910	2 873	3 439
18	2 910	2 874	3 460
19	2 936	4 174	3 460
20	3 003	4 213	3 464
21	3 131	4 213	3 464
22	3 131	4 214	3 599
23	3 132	4 337	3 599
24	3 264	4 337	3 667
25	3 265	4 337	3 733
26	3 265	4 395	3 735
27	7 191	11 396	3 735
28	7 192	11 396	3 735
29	7 192	11 399	3 750
30	7 192	11 400	4 091
31	7 245	11 420	4 150
32	7 299	11 421	4 273
33	7 325	11 421	4 628
34	7 408	11 422	4 904
35	7 408	11 489	5 094
36	7 409	11 489	5 380
37	7 513	11 515	8 727
38	7 594	11 515	8 922
39	7 652	11 517	9 120
40	7 857	11 518	9 295
41	7 857	11 518	11 530
42	7 857	11 519	11 760
43	7 884	12 936	12 418
44	7 885	12 937	13 061
45	7 885	12 938	13 428
46	7 885	12 938	13 610
47	9 171	13 071	15 742
48	9 189	13 205	16 012
49	9 189	13 337	16 257
50	9 192	13 339	16 665
51	9 192	13 406	17 144
52	12 662	13 541	
53	12 662	13 541	



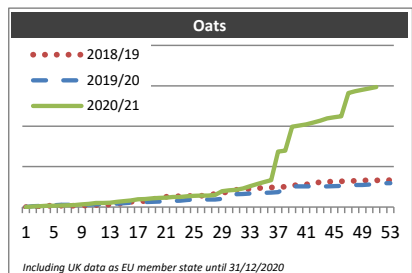
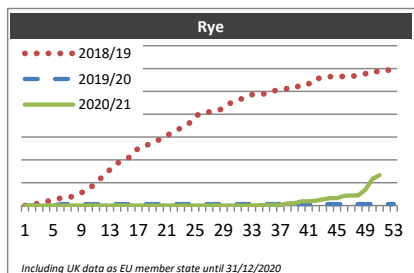
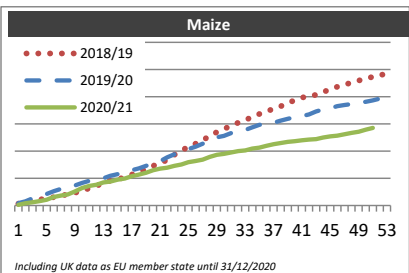
Week 1 to 51 from 01/07/2020 to 20/06/2021

(tonnes)

Maize			
week	2018/19	2019/20	2020/21
1	339 948	-	124 748
2	685 360	761 493	419 378
3	964 977	1 303 291	595 271
4	1 072 417	1 679 978	815 972
5	1 372 439	2 125 234	1 042 931
6	1 510 818	2 624 908	1 560 728
7	1 780 203	3 052 379	1 821 390
8	2 082 617	3 169 059	2 040 073
9	2 345 560	3 696 266	2 599 754
10	2 792 074	4 136 674	3 232 831
11	3 126 443	4 528 291	3 612 176
12	3 618 879	4 793 952	3 829 175
13	4 143 948	4 996 725	4 219 341
14	4 569 734	5 487 628	4 402 520
15	4 855 275	5 763 763	4 727 179
16	5 136 296	6 170 580	4 963 268
17	5 695 886	6 499 207	5 400 173
18	6 119 187	6 842 861	5 666 468
19	6 724 340	7 283 922	6 008 385
20	7 307 046	7 708 645	6 471 700
21	7 765 392	8 142 817	6 790 210
22	8 398 542	8 844 490	6 971 070
23	9 326 226	9 403 426	7 298 076
24	10 052 176	9 873 078	7 565 529
25	10 850 556	10 401 394	7 974 649
26	11 356 572	10 790 670	8 186 473
27	11 876 441	11 365 407	8 431 246
28	12 979 679	11 849 280	8 934 808
29	13 475 648	12 524 375	9 304 567
30	14 045 704	12 789 768	9 474 552
31	14 710 461	13 295 871	9 745 714
32	15 235 082	13 743 522	10 000 139
33	15 681 866	13 902 681	10 139 866
34	16 316 370	14 347 761	10 462 759
35	16 839 135	14 826 242	10 646 372
36	17 328 306	15 008 165	10 975 274
37	17 752 349	15 214 366	11 253 362
38	18 211 609	15 616 245	11 487 698
39	18 909 117	15 952 649	11 695 331
40	19 323 445	16 223 413	11 829 438
41	19 853 532	16 449 789	11 981 852
42	20 126 406	16 732 132	12 124 270
43	20 357 495	17 293 895	12 199 103
44	20 840 305	17 667 097	12 492 524
45	21 420 875	17 893 341	12 733 296
46	21 837 608	18 286 022	12 850 866
47	22 159 941	18 491 535	13 100 248
48	22 629 487	18 664 713	13 343 124
49	22 970 264	18 893 341	13 581 838
50	23 339 029	19 067 445	13 943 863
51	23 645 622	19 344 149	14 262 529
52	24 058 195	19 652 083	
53	24 058 195	19 652 083	

Rye			
week	2018/19	2019/20	2020/21
1	0	-	0
2	3 565	0	0
3	4 151	0	0
4	8 756	0	2
5	12 239	0	2
6	16 058	2 981	2
7	17 501	2 981	2
8	20 925	2 981	2
9	28 290	2 981	2
10	36 174	2 981	2
11	50 294	2 981	2
12	63 900	2 981	2
13	78 794	2 981	2
14	92 886	2 981	2
15	98 561	2 981	2
16	109 138	2 981	2
17	126 075	3 026	8
18	130 898	3 092	8
19	138 244	3 092	8
20	144 518	3 092	8
21	153 543	3 092	8
22	161 269	3 192	9
23	170 287	3 192	9
24	177 918	3 214	9
25	195 344	3 214	10
26	203 459	3 214	10
27	205 210	3 214	10
28	207 297	3 236	10
29	213 264	3 236	10
30	224 736	3 236	10
31	232 053	3 236	10
32	235 502	3 239	10
33	242 908	3 239	10
34	243 752	3 240	387
35	244 896	3 240	1 031
36	251 574	3 240	1 031
37	251 856	3 248	1 308
38	256 529	3 248	4 414
39	256 549	3 248	5 094
40	265 717	3 248	9 060
41	266 589	3 248	9 060
42	278 655	3 248	10 485
43	278 655	3 248	13 390
44	282 360	3 248	16 354
45	282 946	3 248	16 354
46	283 030	3 248	21 245
47	283 030	3 248	21 833
48	285 398	3 249	22 331
49	288 814	3 249	34 692
50	288 814	3 249	58 585
51	296 579	3 249	66 451
52	296 579	3 249	
53	296 579	3 249	

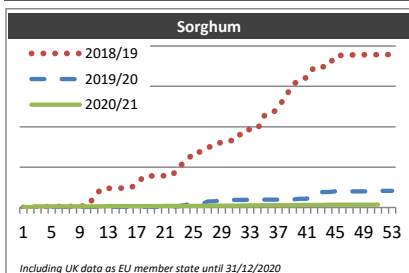
Oats			
week	2018/19	2019/20	2020/21
1	0	-	0
2	0	113	88
3	1	141	110
4	155	188	154
5	155	215	176
6	155	262	198
7	156	262	220
8	159	284	243
9	181	307	337
10	205	307	404
11	246	329	492
12	270	351	492
13	292	374	541
14	292	418	637
15	549	462	744
16	650	545	821
17	734	568	958
18	734	610	1 002
19	975	654	1 073
20	1 079	677	1 125
21	1 263	707	1 169
22	1 263	770	1 237
23	1 353	792	1 242
24	1 354	876	1 330
25	1 398	943	1 379
26	1 398	943	1 423
27	1 498	944	1 423
28	1 619	944	1 497
29	1 736	1 008	1 947
30	1 944	1 424	2 067
31	2 128	1 600	2 128
32	2 187	1 630	2 310
33	2 255	1 674	2 588
34	2 323	1 746	2 836
35	2 396	1 748	3 093
36	2 419	1 792	3 322
37	2 507	1 849	6 869
38	2 512	2 290	6 980
39	2 661	2 557	9 950
40	2 727	2 557	10 083
41	2 816	2 557	10 235
42	2 825	2 557	10 470
43	3 119	2 558	10 684
44	3 127	2 558	10 961
45	3 149	2 582	11 111
46	3 196	2 604	11 213
47	3 226	2 670	14 097
48	3 256	2 716	14 333
49	3 286	2 738	14 497
50	3 286	2 776	14 673
51	3 302	2 864	14 848
52	3 325	2 953	
53	3 325	2 953	

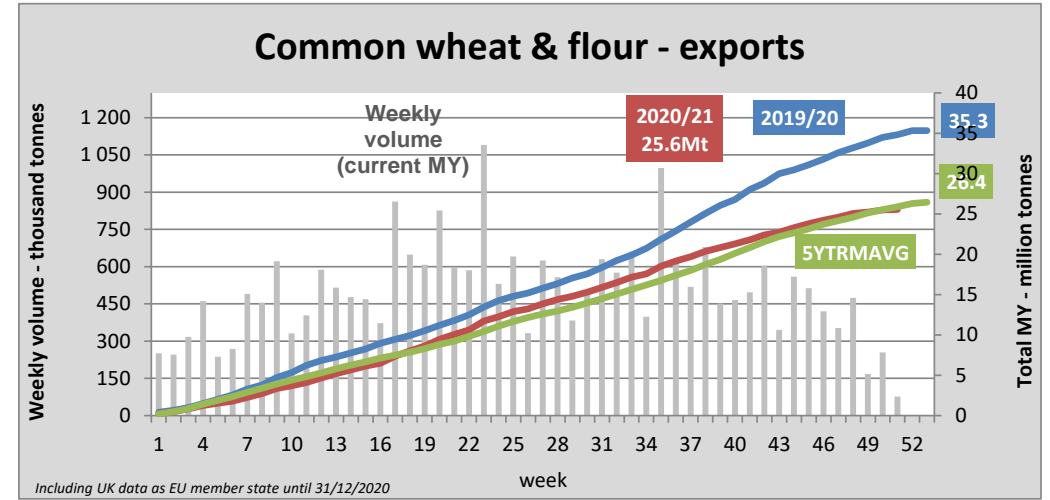
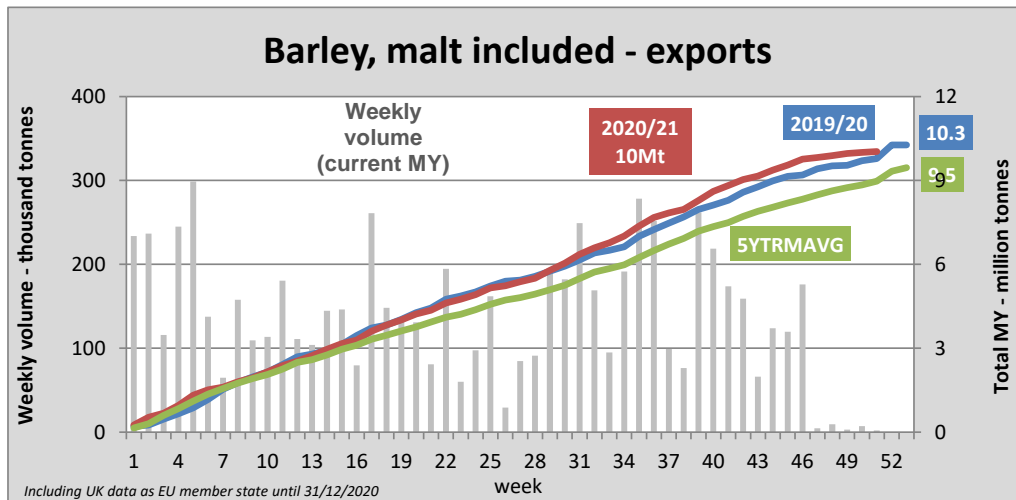
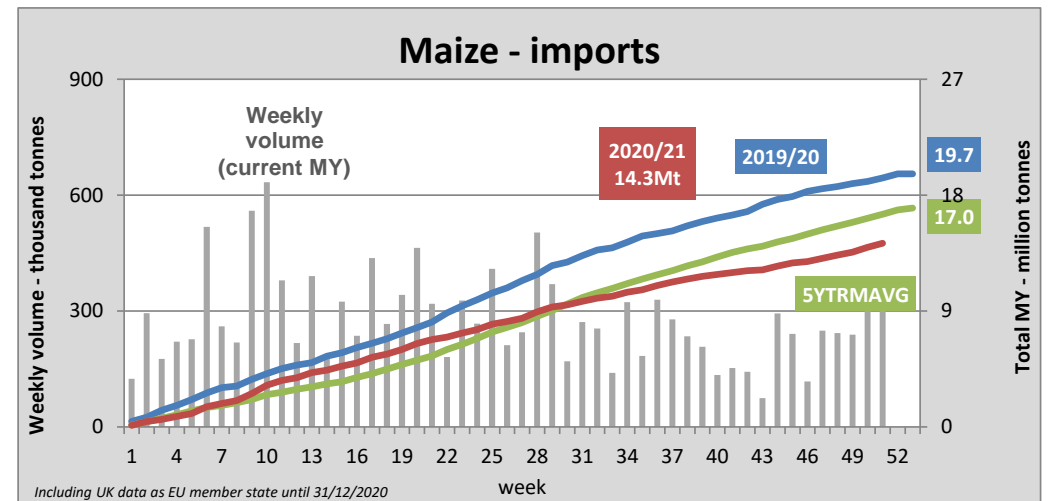
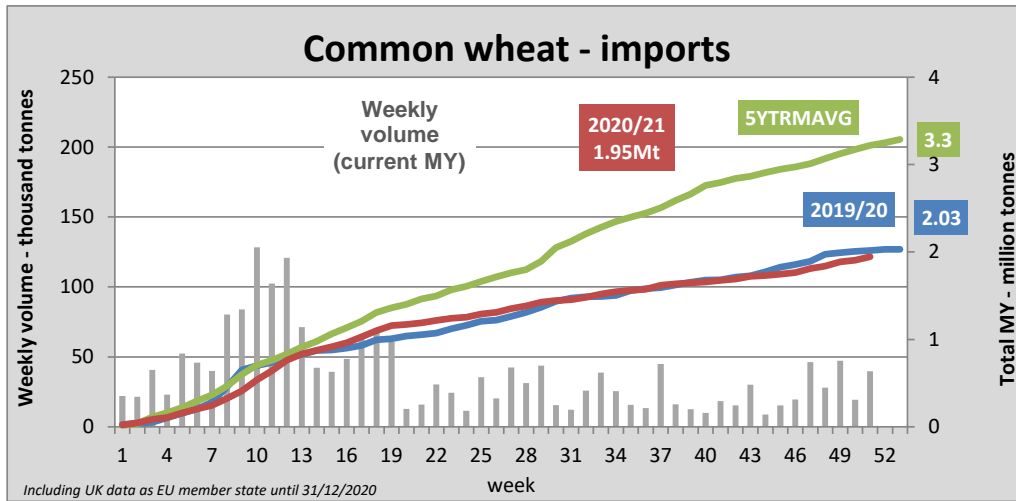


Week 1 to 51 from 01/07/2020 to 20/06/2021

(tonnes)

Sorghum			
week	2018/19	2019/20	2020/21
1	471	-	2 653
2	1 664	472	2 727
3	2 873	583	5 479
4	3 806	789	5 531
5	4 196	852	5 627
6	4 382	945	5 695
7	4 480	1 052	5 697
8	6 269	1 137	5 721
9	6 346	1 244	6 172
10	6 524	1 354	6 174
11	51 675	1 510	6 243
12	94 918	1 780	6 269
13	94 943	1 850	6 364
14	95 403	1 892	6 387
15	95 405	2 109	6 409
16	95 547	2 262	6 539
17	115 770	2 352	6 629
18	154 730	2 379	6 835
19	156 334	2 473	6 966
20	156 589	2 675	7 168
21	157 484	2 941	7 623
22	158 044	3 203	7 789
23	206 385	6 533	7 926
24	225 844	13 531	8 125
25	274 592	13 828	8 282
26	274 641	13 918	8 461
27	300 141	30 270	8 818
28	300 301	30 485	9 200
29	328 284	37 223	9 359
30	331 661	37 489	9 520
31	331 957	37 775	9 652
32	384 203	38 117	10 060
33	386 397	38 317	10 482
34	386 799	38 649	10 776
35	457 053	38 802	10 880
36	462 258	39 086	11 060
37	498 241	39 327	11 306
38	552 372	39 598	11 591
39	606 089	39 732	11 995
40	637 893	42 902	12 269
41	642 970	43 112	12 383
42	696 329	76 240	12 770
43	696 524	76 819	13 081
44	699 187	77 061	13 288
45	752 953	79 554	13 363
46	753 406	79 736	13 489
47	755 438	79 761	13 711
48	755 814	80 094	13 825
49	756 483	80 226	13 937
50	756 598	80 385	14 068
51	756 889	82 471	14 288
52	757 362	82 653	
53	757 362	82 653	





Calendar of Marketing Year weeks

Week	2018/19		2019/20		2020/21	
	Start	End	Start	End	Start	End
1	01/07/2018	08/07/2018	01/07/2019	07/07/2019	01/07/2020	05/07/2020
2	09/07/2018	15/07/2018	08/07/2019	14/07/2019	06/07/2020	12/07/2020
3	16/07/2018	22/07/2018	15/07/2019	21/07/2019	13/07/2020	19/07/2020
4	23/07/2018	29/07/2018	22/07/2019	28/07/2019	20/07/2020	26/07/2020
5	30/07/2018	05/08/2018	29/07/2019	04/08/2019	27/07/2020	02/08/2020
6	06/08/2018	12/08/2018	05/08/2019	11/08/2019	03/08/2020	09/08/2020
7	13/08/2018	19/08/2018	12/08/2019	18/08/2019	10/08/2020	16/08/2020
8	20/08/2018	26/08/2018	19/08/2019	25/08/2019	17/08/2020	23/08/2020
9	27/08/2018	02/09/2018	26/08/2019	01/09/2019	24/08/2020	30/08/2020
10	03/09/2018	09/09/2018	02/09/2019	08/09/2019	31/08/2020	06/09/2020
11	10/09/2018	16/09/2018	09/09/2019	15/09/2019	07/09/2020	13/09/2020
12	17/09/2018	23/09/2018	16/09/2019	22/09/2019	14/09/2020	20/09/2020
13	24/09/2018	30/09/2018	23/09/2019	29/09/2019	21/09/2020	27/09/2020
14	01/10/2018	07/10/2018	30/09/2019	06/10/2019	28/09/2020	04/10/2020
15	08/10/2018	14/10/2018	07/10/2019	13/10/2019	05/10/2020	11/10/2020
16	15/10/2018	21/10/2018	14/10/2019	20/10/2019	12/10/2020	18/10/2020
17	22/10/2018	28/10/2018	21/10/2019	27/10/2019	19/10/2020	25/10/2020
18	29/10/2018	04/11/2018	28/10/2019	03/11/2019	26/10/2020	01/11/2020
19	05/11/2018	11/11/2018	04/11/2019	10/11/2019	02/11/2020	08/11/2020
20	12/11/2018	18/11/2018	11/11/2019	17/11/2019	09/11/2020	15/11/2020
21	19/11/2018	25/11/2018	18/11/2019	24/11/2019	16/11/2020	22/11/2020
22	26/11/2018	02/12/2018	25/11/2019	01/12/2019	23/11/2020	29/11/2020
23	03/12/2018	09/12/2018	02/12/2019	08/12/2019	30/11/2020	06/12/2020
24	10/12/2018	16/12/2018	09/12/2019	15/12/2019	07/12/2020	13/12/2020
25	17/12/2018	23/12/2018	16/12/2019	22/12/2019	14/12/2020	20/12/2020
26	24/12/2018	30/12/2018	23/12/2019	29/12/2019	21/12/2020	27/12/2020
27	31/12/2018	06/01/2019	30/12/2019	05/01/2020	28/12/2020	03/01/2021
28	07/01/2019	13/01/2019	06/01/2020	12/01/2020	04/01/2021	10/01/2021
29	14/01/2019	20/01/2019	13/01/2020	19/01/2020	11/01/2021	17/01/2021
30	21/01/2019	27/01/2019	20/01/2020	26/01/2020	18/01/2021	24/01/2021
31	28/01/2019	03/02/2019	27/01/2020	02/02/2020	25/01/2021	31/01/2021
32	04/02/2019	10/02/2019	03/02/2020	09/02/2020	01/02/2021	07/02/2021
33	11/02/2019	17/02/2019	10/02/2020	16/02/2020	08/02/2021	14/02/2021
34	18/02/2019	24/02/2019	17/02/2020	23/02/2020	15/02/2021	21/02/2021
35	25/02/2019	03/03/2019	24/02/2020	01/03/2020	22/02/2021	28/02/2021
36	04/03/2019	10/03/2019	02/03/2020	08/03/2020	01/03/2021	07/03/2021
37	11/03/2019	17/03/2019	09/03/2020	15/03/2020	08/03/2021	14/03/2021
38	18/03/2019	24/03/2019	16/03/2020	22/03/2020	15/03/2021	21/03/2021
39	25/03/2019	31/03/2019	23/03/2020	29/03/2020	22/03/2021	28/03/2021
40	01/04/2019	07/04/2019	30/03/2020	05/04/2020	29/03/2021	04/04/2021
41	08/04/2019	14/04/2019	06/04/2020	12/04/2020	05/04/2021	11/04/2021
42	15/04/2019	21/04/2019	13/04/2020	19/04/2020	12/04/2021	18/04/2021
43	22/04/2019	28/04/2019	20/04/2020	26/04/2020	19/04/2021	25/04/2021
44	29/04/2019	05/05/2019	27/04/2020	03/05/2020	26/04/2021	02/05/2021
45	06/05/2019	12/05/2019	04/05/2020	10/05/2020	03/05/2021	09/05/2021
46	13/05/2019	19/05/2019	11/05/2020	17/05/2020	10/05/2021	16/05/2021
47	20/05/2019	26/05/2019	18/05/2020	24/05/2020	17/05/2021	23/05/2021
48	27/05/2019	02/06/2019	25/05/2020	31/05/2020	24/05/2021	30/05/2021
49	03/06/2019	09/06/2019	01/06/2020	07/06/2020	31/05/2021	06/06/2021
50	10/06/2019	16/06/2019	08/06/2020	14/06/2020	07/06/2021	13/06/2021
51	17/06/2019	23/06/2019	15/06/2020	21/06/2020	14/06/2021	20/06/2021
52	24/06/2019	30/06/2019	22/06/2020	30/06/2020	21/06/2021	30/06/2021
53						