

As of July 2021 the weekly reports are published on Tuesdays after 16h.  
 Unfortunately, the data in the report is not complete since notifications from Italy are missing for the last four weeks. As soon as the data is available the report will be completed.

#### Trade monitoring through customs surveillance data

The TAXUD surveillance system ("customs surveillance") records and centralizes all trade data (import and exports) directly from the national customs authorities on a daily basis. For each transaction, the stored data contain the information available on the Single Administrative Document (SAD), including the volume and origin of the consignment.

As surveillance system does not include intra-trade data, the UK data as EU partner can't be displayed before 1/1/2021. The data as of 1/1/2021 is therefore not comparable with the data until 31/12/2020.

According to Art.55(2) of Commission Implementing Regulation (EU) 2015/2447, the customs authorities shall provide the Commission at least once a week with data on customs declarations for the goods that have been made subject to surveillance at release for free circulation or at export.

The "customs surveillance" data provide actual and prompt information about the trade (import/export) transaction in terms of volume and origin or destination.

In case of a technical issue or another constraint causing delay of the publication, please note that the next upload will be done in the coming days at 12h or 16h.

\* The United Kingdom is no longer a Member State of the European Union, however until the end of the transition period it was still a part of the EU Customs Union. Due to the absence of intra-trade data in the surveillance system, the totals of the EU trade data therefore also include the UK data until 31/12/2020. The data as of 1/1/2021 is therefore not comparable with the data until 31/12/2020.

*Note: Since 6th November 2016 the export and import licenses are no longer required for the major part of the trade in cereals in application of Regulations (EU) 2016/1237 and 2016/1239 of 18 May 2016.*

#### Publication of data

This report is published on a weekly basis.

The data are expressed in quantity of the product itself, unless otherwise stated  
 Below the specifications of the products included in the report

Product	CN code	Conversion factor grain equivalent
Common wheat	1001 99 00	
Common wheat flour (grain equiv.)	1101 00 15	1.37
Durum wheat	1001 19 00	
Durum wheat meal (grain equiv.)	1103 11 10	1.5
Barley	1003 90 00	
Malt (Barley equiv.)	1107 10 91, 1107 10 99	1.27
Maize	1005 90 00	
Rye	1002 90 00	
Oats	1004 90 00	
Sorghum	1007 90 00	
Residues of starch manufacture	2303 10 19	
Maize gluten feed	2309 90 20	
Brewing and distilling dregs and waste	2303 30 00	
Citrus pulp residues	2308 00 40 TARIC_ex 10	

- XI refers to Northern Ireland
- data on malt expressed in barley equivalent are included;
- data on wheat flour and durum wheat meal are expressed only in grain equivalent
- the weekly reference period is from Monday to Sunday

## Exports and imports

Situation at 10/08/2021

## Cumul of weeks 1 to 6

<i>Customs Surveillance</i> (tonnes)	<b>EU*</b>		<b>EU + UK</b>		<b>EU + UK</b>	
	<b>01/07/2021 - 08/08/2021</b>		<b>01/07/2020 - 09/08/2020</b>		<b>01/07/2019 - 11/08/2019</b>	
	<b>Export</b>	<b>Import</b>	<b>Export</b>	<b>Import</b>	<b>Export</b>	<b>Import</b>
Common wheat	1 794 857	140 317	1 737 110	205 610	2 513 822	205 759
Common wheat flour (grain equivalent)	38 109	6 420	44 672	2 867	61 258	3 012
Durum wheat	19 710	40 224	15 673	389 351	86 753	88 188
Durum wheat meal (grain equivalent)	17 656	196	25 648	247	18 450	106
<b>Total Wheat</b>	<b>1 870 332</b>	<b>187 157</b>	<b>1 823 102</b>	<b>598 074</b>	<b>2 680 284</b>	<b>297 064</b>
Barley	1 443 344	32 116	1 268 298	13 722	904 136	240 193
Malt (grain equivalent)	244 402	4 896	242 342	551	264 425	1 222
Maize	121 324	1 231 040	60 801	1 560 728	97 673	2 624 908
Rye	2 357	23 302	6 924	2	748	2 981
Oats	25 384	461	11 455	198	3 968	262
Sorghum	611	1 166	101	5 695	173	945
<b>Total Coarse grains</b>	<b>1 837 422</b>	<b>1 292 982</b>	<b>1 589 921</b>	<b>1 580 896</b>	<b>1 271 123</b>	<b>2 870 511</b>
<b>General Total</b>	<b>3 707 754</b>	<b>1 480 139</b>	<b>3 413 024</b>	<b>2 178 970</b>	<b>3 951 407</b>	<b>3 167 575</b>

\* The United Kingdom is no longer a Member State of the European Union, however until the end of the transition period it was still a part of the EU Customs Union. Due to the absence of intra-trade data in the surveillance system, the totals of the EU trade data therefore also include the UK data until 31/12/2020. The data as of 1/1/2021 is therefore not comparable with the data until 31/12/2020.

Week 1 to 6 from 01/07/2021 to 08/08/2021

Summary

Import (tonnes)	Common wheat	Common wheat flour (grain equivalent)	Durum wheat	Durum wheat meal (grain equivalent)	Barley	Malt (grain equivalent)	Maize	Rye	Oats	Sorghum
BE		336	25 511	39	8 427	15	63 027		425	538
BG		31					932			
CZ		1				25	96			
DK	34	13				22	80			1
DE		356	1	17	3 140	193	2 463	2 693	1	55
EE						176	52			
IE					3 257		22 707			
EL	29 744	56			2 553	913	30 851			110
ES	34 251	22	12 490	2		564	443 496	10 958		
FR	150	1 307	1	56		278	758		1	2
HR	1 742	745					4 751			
IT										
CY	2 815	1			42		8 898		2	
LV	22						2 615	2 111		
LT						25	5 095	3 220		
LU										
HU		2					5 044			
MT		5					1		4	
NL	36 185	746	1 757	49	1	90	425 300		1	38
AT	5 735	3					16 726			
PL	107	198				6	4 990	4 319		420
PT		126			5 642		138 810			
RO	492	211		1		2 219	4 070			
SI	28 894	97	443		265	53	49 189			
SK		1								
FI		4				18				
SE		146	21	21	9	222	1 087			
XI	146	2 015	1	11	8 781	76			28	2
<b>EU*</b>	<b>140 317</b>	<b>6 420</b>	<b>40 224</b>	<b>196</b>	<b>32 116</b>	<b>4 896</b>	<b>1 231 040</b>	<b>23 302</b>	<b>461</b>	<b>1 166</b>

\* The United Kingdom is no longer a Member State of the European Union, however until the end of the transition period it was still a part of the EU Customs Union. Due to the absence of intra-trade data in the surveillance system, the totals of the EU trade data therefore also include the UK data until 31/12/2020. The data as of 1/1/2021 is therefore not comparable with the data until 31/12/2020.

Top 5 import origins\* - (update of 09 août 2021)

Common wheat				
Origin	MY 2021/22		MY 2020/21	
	tonnes	share	tonnes	share
Serbia	48 299	34.4%	3 523	1.7%
Ukraine	48 060	34.3%	67 705	32.9%
Russia	37 954	27.0%	21 498	10.5%
Kazakhstan	3 115	2.2%	42	0.0%

Common wheat flour (grain equivalent)				
Origin	MY 2021/22		MY 2020/21	
	tonnes	share	tonnes	share
United Kingdom	3 681	57.3%	-----	-----
Mauritius	779	12.1%	751	26.2%
Serbia	659	10.3%	62	2.2%
India	435	6.8%	1 458	50.8%
Bosnia and Herzegovina	267	4.2%	45	1.6%

Durum wheat				
Origin	MY 2021/22		MY 2020/21	
	tonnes	share	tonnes	share
Canada	38 957	96.8%	247 957	63.7%

Durum wheat meal (grain equivalent)				
Origin	MY 2021/22		MY 2020/21	
	tonnes	share	tonnes	share
Turkey	49	24.9%	73	29.4%
United Kingdom	38	19.7%	-----	-----
Lebanon	38	19.6%	50	20.4%
India	38	19.5%	19	7.6%

Barley				
Origin	MY 2021/22		MY 2020/21	
	tonnes	share	tonnes	share
United Kingdom	29 246	91.1%	-----	-----
Moldova	1 675	5.2%	-----	-----

Malt (grain equivalent)				
Origin	MY 2021/22		MY 2020/21	
	tonnes	share	tonnes	share
Serbia	3 099	63.3%	532	96.6%
United Kingdom	1 794	36.6%	-----	-----
Norway	3	0.1%	2	0.4%

Maize				
Origin	MY 2021/22		MY 2020/21	
	tonnes	share	tonnes	share
Brazil	539 947	43.9%	777 478	49.8%
Ukraine	445 373	36.2%	150 889	9.7%
Canada	116 248	9.4%	217 736	14.0%
Serbia	85 454	6.9%	296 109	19.0%
Russia	21 938	1.8%	17 840	1.1%

Rye				
Origin	MY 2021/22		MY 2020/21	
	tonnes	share	tonnes	share
Russia	15 763	67.6%	-----	-----
Ukraine	7 539	32.4%	-----	-----

Oats				
Origin	MY 2021/22		MY 2020/21	
	tonnes	share	tonnes	share
United Kingdom	460	99.7%	-----	-----
China	1.0	0.2%	0	0.2%

Sorghum				
Origin	MY 2021/22		MY 2020/21	
	tonnes	share	tonnes	share
Ukraine	552	47.3%	5 518	96.9%
Sudan	514	44.0%	-----	-----
India	40	3.4%	9	0.2%

\* The United Kingdom is no longer a Member State of the European Union, however until the end of the transition period it was still a part of the EU Customs Union. Due to the absence of intra-trade data in the surveillance system, the totals of the EU trade data therefore also include the UK data until 31/12/2020. The data as of 1/1/2021 is therefore not comparable with the data until 31/12/2020.

Week 1 to 6 from 01/07/2021 to 08/08/2021

Summary

Export (tonnes)	Common wheat	Common wheat flour (grain equivalent)	Durum wheat	Durum wheat meal (grain equivalent)	Barley	Malt (grain equivalent)	Maize	Rye	Oats	Sorghum
BE	285	2 262		167	44	76 467	13			
BG	406 303	48			82 786	28	21 524			250
CZ		20			155	3 395			231	
DK	4 158	204	955	1	3 189	12 385	1			
DE	69 118	2 378		49	159 780	35 218	2 655	14	1 296	3
EE	7 054	27				101				
IE						91				
EL		1 600	8 022	158		1 542	239	30		
ES	1	447	6 000	9 463	2	2 007	4 528		3 016	
FR	446 527	6 405	3 699	6 913	564 874	62 175	29 816		1 318	358
HR	32 768	1 535			1 383	1 890	176		492	
IT	1	369	6	24						
CY										
LV	7 486	2 952		408	1	70	8 099			
LT	51 551	953		1		1 123				
LU										
HU	15 035	483		292	332	170	5 749	77		
MT										
NL	5	13 181		14	1	26 612	3 891	1	41	
AT	903	725	998	148	888	993	71	1		
PL	34 720	2 315		3	411	10 315	2 906	2 119		
PT		1 119				108	36			
RO	708 819	284		5	628 042		41 597			
SI		568		11		5	3			
SK		1			1 355	28				
FI		123				9 017		84	54	
SE	10 123	107	30		100	664	19	30	18 936	
XI										
<b>EU*</b>	<b>1 794 857</b>	<b>38 109</b>	<b>19 710</b>	<b>17 656</b>	<b>1 443 344</b>	<b>244 402</b>	<b>121 324</b>	<b>2 357</b>	<b>25 384</b>	<b>611</b>

\* The United Kingdom is no longer a Member State of the European Union, however until the end of the transition period it was still a part of the EU Customs Union. Due to the absence of intra-trade data in the surveillance system, the totals of the EU trade data therefore also include the UK data until 31/12/2020. The data as of 1/1/2021 is therefore not comparable with the data until 31/12/2020.

### Top 5 export destinations\* - (update of 09 août 2021)

Common wheat				
Destination	MY 2021/22		MY 2020/21	
	tonnes	share	tonnes	share
Korea (Republic of)	301 693	16.8%	-----	-----
United Kingdom	216 535	12.1%	-----	-----
Algeria	187 213	10.4%	300 232	17.3%
Vietnam	113 937	6.3%	-----	-----
Israel	75 988	4.2%	-----	-----

Common wheat flour (grain equivalent)				
Destination	MY 2021/22		MY 2020/21	
	tonnes	share	tonnes	share
United Kingdom	5 890	15.5%	-----	-----
Guinea-Bissau	3 730	9.8%	-----	-----
Sierra Leone	3 425	9.0%	3 754	8.4%
Thailand	2 880	7.6%	2 622	5.9%
Kosovo	1 740	4.6%	1 419	3.2%

Durum wheat				
Destination	MY 2021/22		MY 2020/21	
	tonnes	share	tonnes	share
Turkey	8 022	40.7%	-----	-----
Mauritania	6 000	30.4%	-----	-----
United Kingdom	3 175	16.1%	-----	-----

Durum wheat meal (grain equivalent)				
Destination	MY 2021/22		MY 2020/21	
	tonnes	share	tonnes	share
Ivory Coast	10 121	57.3%	4 430	17.3%
Mali	2 642	15.0%	3 005	11.7%
United Kingdom	1 547	8.8%	-----	-----
Benin	1 489	8.4%	1 669	6.5%
Egypt	576	3.3%	650	2.5%

Barley				
Destination	MY 2021/22		MY 2020/21	
	tonnes	share	tonnes	share
China	521 917	36.2%	611 415	48.2%
Turkey	261 121	18.1%	-----	-----
Saudi Arabia	196 542	13.6%	367 295	29.0%
Jordan	166 132	11.5%	72 464	5.7%
Tunisia	78 271	5.4%	54 649	4.3%

Malt (grain equivalent)				
Destination	MY 2021/22		MY 2020/21	
	tonnes	share	tonnes	share
Nigeria	31 437	12.9%	12 562	5.2%
Cameroon	20 501	8.4%	6 995	2.9%
Brazil	18 143	7.4%	-----	-----
Japan	12 302	5.0%	13 473	5.6%
Venezuela	10 403	4.3%	-----	-----

Maize				
Destination	MY 2021/22		MY 2020/21	
	tonnes	share	tonnes	share
Korea (Republic of)	55 772	46.0%	10 851	17.8%
United Kingdom	24 083	19.9%	-----	-----
Switzerland	23 975	19.8%	14 434	23.7%
Syrian Arab Republic	5 440	4.5%	-----	-----
Iceland	4 454	3.7%	702	1.2%

Rye				
Destination	MY 2021/22		MY 2020/21	
	tonnes	share	tonnes	share
Norway	2 150	91.2%	-----	-----

Oats				
Destination	MY 2021/22		MY 2020/21	
	tonnes	share	tonnes	share
United States of America	16 500	65.0%	-----	-----
Algeria	3 000	11.8%	2 535	22.1%
Switzerland	2 873	11.3%	3 503	30.6%
Norway	2 436	9.6%	4 314	37.7%
Bosnia and Herzegovina	392	1.5%	685	6.0%

Sorghum				
Destination	MY 2021/22		MY 2020/21	
	tonnes	share	tonnes	share
United Kingdom	358.3	58.6%	-----	-----

\* The United Kingdom is no longer a Member State of the European Union, however until the end of the transition period it was still a part of the EU Customs Union. Due to the absence of intra-trade data in the surveillance system, the totals of the EU trade data therefore also include the UK data until 31/12/2020. The data as of 1/1/2021 is therefore not comparable with the data until 31/12/2020.

Week 1 to 6 from 01/07/2021 to 08/08/2021

Résumé / Summary

Import (tonnes)	Residues of starch manufacture CN 2303 10 19	Maize gluten feed CN 2309 90 20	Brewing and distilling dregs and waste CN 23033000	Citrus pulp residues CN 2308 00 40 TARIC_ext 10	Total
BE		54		213	267
BG			425		425
CZ			42	322	364
DK	64			835	899
DE		4	693	924	1 620
EE			22		22
IE					
EL		23			23
ES			16 397		16 397
FR			11	183	194
HR					
IT					
CY					
LV			208		208
LT			679		679
LU					
HU			49		49
MT					
NL	578	12		229	820
AT					
PL			1 235		1 235
PT			9 898		9 898
RO			70		70
SI					
SK					
FI		2	406		408
SE		4			4
XI		96			96
<b>EU*</b>	<b>642</b>	<b>196</b>	<b>30 134</b>	<b>2 705</b>	<b>33 677</b>

\* The United Kingdom is no longer a Member State of the European Union, however until the end of the transition period it was still a part of the EU Customs Union. Due to the absence of intra-trade data in the surveillance system, the totals of the EU trade data therefore also include the UK data until 31/12/2020. The data as of 1/1/2021 is therefore not comparable with the data until 31/12/2020.

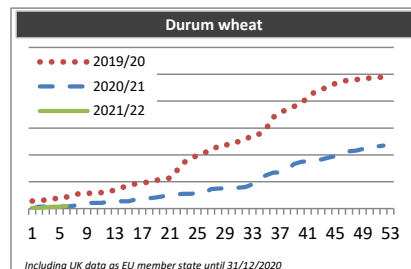
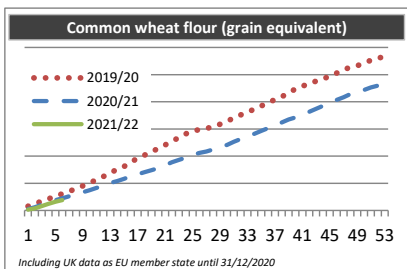
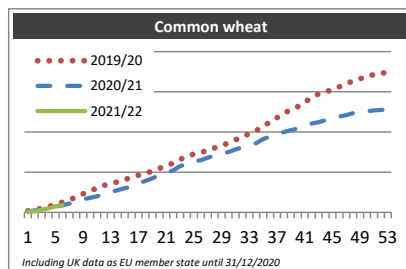
Week 1 to 6 from 01/07/2021 to 08/08/2021

(tonnes)

Common wheat			
week	2019/20	2020/21	2021/22
1	394 862	246 599	186 893
2	637 684	485 459	293 596
3	977 240	794 098	640 582
4	1 448 244	1 244 971	1 026 642
5	1 963 054	1 476 162	1 540 050
6	2 513 822	1 737 110	1 794 857
7	3 216 967	2 220 555	
8	3 720 669	2 668 965	
9	4 634 890	3 281 372	
10	5 242 288	3 604 723	
11	6 111 267	3 999 858	
12	6 705 310	4 580 374	
13	7 110 313	5 085 591	
14	7 620 073	5 555 802	
15	8 105 152	6 016 442	
16	8 768 326	6 379 393	
17	9 260 991	7 233 325	
18	9 725 371	7 874 470	
19	10 302 872	8 474 698	
20	10 950 606	9 293 610	
21	11 559 006	9 879 064	
22	12 238 923	10 453 386	
23	13 191 650	11 536 206	
24	13 969 039	12 058 201	
25	14 500 960	12 689 363	
26	14 892 397	13 013 856	
27	15 503 107	13 633 116	
28	16 040 869	14 183 211	
29	16 732 853	14 557 165	
30	17 214 564	15 036 443	
31	18 017 661	15 655 358	
32	18 864 983	16 221 398	
33	19 533 215	16 866 377	
34	20 340 927	17 254 942	
35	21 478 133	18 241 972	
36	22 508 992	18 858 874	
37	23 576 835	19 368 901	
38	24 648 935	20 036 017	
39	25 623 736	20 476 366	
40	26 331 024	20 934 781	
41	27 557 137	21 423 073	
42	28 352 332	22 079 750	
43	29 498 032	22 414 120	
44	29 986 220	22 962 671	
45	30 586 614	23 465 927	
46	31 272 389	23 873 856	
47	32 058 028	24 216 709	
48	32 679 212	24 681 835	
49	33 267 819	24 922 907	
50	33 938 316	25 183 647	
51	34 283 798	25 391 358	
52	34 644 187	25 512 623	
53	34 755 332	25 617 451	

Common wheat flour (grain equivalent)			
week	2019/20	2020/21	2021/22
1	15 435	4 872	2 998
2	24 937	12 096	7 786
3	33 874	21 030	16 162
4	43 072	31 584	24 567
5	52 226	37 685	32 159
6	61 258	44 672	38 109
7	70 357	52 128	
8	79 537	58 243	
9	90 315	67 312	
10	101 354	74 930	
11	112 904	83 201	
12	125 255	90 834	
13	137 111	101 458	
14	152 531	108 295	
15	161 437	116 679	
16	177 984	125 739	
17	192 003	133 632	
18	203 461	140 806	
19	216 596	148 536	
20	227 603	155 793	
21	240 848	166 637	
22	255 958	177 930	
23	266 692	185 557	
24	281 899	194 519	
25	292 602	204 127	
26	297 481	211 730	
27	301 181	217 106	
28	308 534	224 269	
29	317 018	233 523	
30	327 924	241 509	
31	340 905	252 542	
32	351 428	263 100	
33	362 575	272 671	
34	372 681	282 043	
35	385 288	292 777	
36	395 998	303 163	
37	408 134	312 145	
38	418 851	323 741	
39	433 760	335 205	
40	446 532	342 734	
41	457 873	351 966	
42	466 012	363 041	
43	476 393	373 725	
44	484 941	385 122	
45	493 545	394 910	
46	505 240	407 142	
47	518 077	417 123	
48	526 972	428 110	
49	533 294	434 299	
50	541 749	443 369	
51	553 030	452 830	
52	561 208	459 434	
53	564 671	465 669	

Durum wheat			
week	2019/20	2020/21	2021/22
1	56 320	1 327	3 677
2	62 920	1 753	4 006
3	62 920	14 516	10 012
4	68 154	14 883	13 187
5	86 292	15 291	13 187
6	86 753	15 673	19 710
7	102 837	16 048	
8	111 338	21 301	
9	113 589	32 788	
10	114 667	42 218	
11	118 940	42 946	
12	133 547	43 032	
13	133 857	48 931	
14	155 545	54 892	
15	171 862	54 941	
16	184 124	55 143	
17	190 877	67 680	
18	199 053	68 120	
19	210 099	76 215	
20	223 737	83 031	
21	226 941	91 284	
22	282 411	101 323	
23	343 490	106 972	
24	365 434	110 034	
25	400 373	110 034	
26	419 109	114 647	
27	426 666	114 769	
28	467 102	145 567	
29	467 231	148 750	
30	496 543	150 958	
31	498 105	151 151	
32	512 425	155 721	
33	550 679	161 252	
34	554 796	180 964	
35	597 550	225 453	
36	678 220	248 771	
37	719 818	268 113	
38	735 500	269 068	
39	760 645	287 287	
40	783 107	332 762	
41	826 027	347 133	
42	867 791	354 084	
43	883 459	365 814	
44	914 790	365 874	
45	931 063	380 175	
46	946 179	391 301	
47	957 996	410 459	
48	959 179	426 829	
49	970 064	432 184	
50	971 617	443 576	
51	978 077	443 577	
52	978 104	462 545	
53	978 104	469 188	





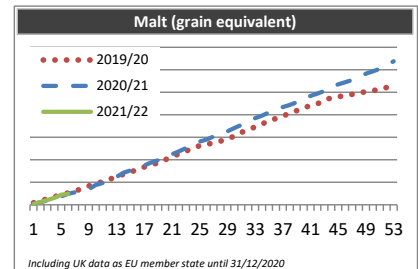
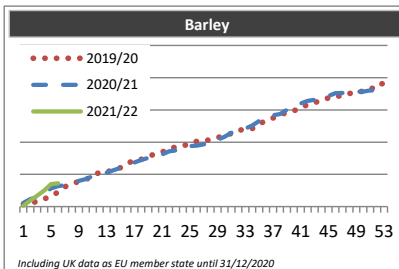
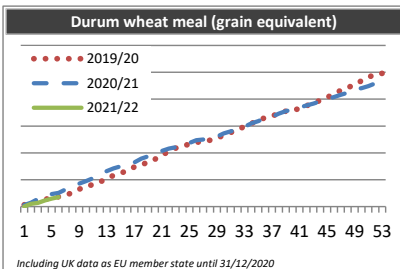
Week 1 to 6 from 01/07/2021 to 08/08/2021

(tonnes)

Durum wheat meal (grain equivalent)			
week	2019/20	2020/21	2021/22
1	3 419	2 938	141
2	6 820	7 082	4 998
3	10 226	14 007	6 967
4	13 805	20 504	11 666
5	15 888	23 477	14 784
6	18 450	25 648	17 656
7	21 168	31 867	
8	25 745	37 029	
9	32 563	42 831	
10	35 529	47 380	
11	41 774	52 790	
12	45 888	60 848	
13	51 969	66 101	
14	58 106	71 054	
15	62 123	74 770	
16	66 815	79 372	
17	73 678	82 359	
18	76 959	89 403	
19	83 477	93 473	
20	88 268	96 907	
21	96 798	103 638	
22	101 407	107 822	
23	108 641	110 517	
24	111 766	113 480	
25	116 671	118 564	
26	119 548	123 554	
27	121 907	124 918	
28	123 735	127 811	
29	127 018	130 208	
30	133 327	136 108	
31	138 085	139 952	
32	142 780	143 928	
33	149 431	148 617	
34	154 739	154 813	
35	159 668	158 985	
36	166 057	164 920	
37	169 286	167 066	
38	172 210	173 194	
39	177 766	177 778	
40	180 514	180 587	
41	181 491	184 383	
42	187 328	188 170	
43	193 804	191 706	
44	197 387	195 939	
45	203 424	199 983	
46	208 914	204 156	
47	216 656	208 192	
48	221 913	212 055	
49	226 260	218 221	
50	234 255	220 544	
51	240 738	224 345	
52	246 097	229 324	
53	247 996	232 384	

Barley			
week	2019/20	2020/21	2021/22
1	165 347	233 928	52 116
2	169 376	470 728	378 443
3	337 758	586 712	674 740
4	483 958	831 663	998 823
5	643 505	1 130 666	1 397 913
6	904 136	1 268 298	1 443 344
7	1 228 755	1 333 141	
8	1 420 139	1 491 038	
9	1 557 085	1 600 529	
10	1 681 706	1 714 095	
11	1 903 159	1 894 614	
12	2 127 844	2 005 566	
13	2 168 060	2 109 536	
14	2 251 418	2 254 085	
15	2 412 055	2 400 370	
16	2 672 039	2 480 031	
17	2 888 058	2 741 126	
18	2 942 536	2 889 268	
19	3 105 633	3 024 509	
20	3 276 420	3 155 273	
21	3 375 606	3 236 213	
22	3 624 631	3 430 877	
23	3 679 932	3 490 960	
24	3 763 870	3 588 482	
25	3 911 595	3 750 589	
26	4 049 716	3 779 901	
27	4 059 332	3 864 674	
28	4 155 826	3 955 768	
29	4 287 553	4 150 548	
30	4 408 901	4 332 731	
31	4 548 101	4 581 889	
32	4 740 889	4 750 973	
33	4 775 918	4 845 956	
34	4 836 880	5 037 465	
35	5 135 908	5 315 866	
36	5 333 994	5 567 479	
37	5 506 704	5 666 768	
38	5 659 110	5 743 184	
39	5 870 780	6 005 286	
40	5 957 895	6 223 986	
41	6 088 968	6 397 930	
42	6 342 421	6 557 193	
43	6 445 131	6 623 448	
44	6 610 799	6 747 327	
45	6 749 591	6 866 939	
46	6 773 159	7 043 195	
47	6 960 607	7 047 782	
48	7 030 441	7 057 256	
49	7 036 380	7 125 644	
50	7 172 922	7 133 852	
51	7 215 539	7 205 323	
52	7 609 930	7 212 397	
53	7 624 789	7 284 040	

Malt (grain equivalent)			
week	2019/20	2020/21	2021/22
1	44 910	21 010	18 415
2	87 671	58 871	59 465
3	131 899	94 273	108 851
4	177 222	126 883	152 329
5	224 550	186 465	222 203
6	264 425	242 342	244 402
7	302 842	278 630	
8	356 882	313 598	
9	420 687	347 519	
10	464 409	440 482	
11	515 491	484 852	
12	566 007	537 887	
13	627 835	623 867	
14	679 373	711 578	
15	728 178	765 585	
16	781 425	812 758	
17	838 800	873 259	
18	887 832	940 385	
19	930 553	990 412	
20	999 894	1 071 994	
21	1 064 468	1 121 605	
22	1 132 096	1 187 310	
23	1 190 613	1 259 806	
24	1 252 859	1 330 171	
25	1 313 470	1 403 546	
26	1 343 817	1 450 083	
27	1 374 854	1 516 647	
28	1 415 268	1 550 604	
29	1 466 062	1 629 484	
30	1 523 380	1 706 708	
31	1 606 351	1 774 656	
32	1 669 767	1 840 639	
33	1 729 020	1 925 183	
34	1 791 257	1 979 990	
35	1 866 822	2 050 426	
36	1 912 222	2 106 638	
37	1 971 579	2 171 388	
38	2 036 984	2 215 740	
39	2 092 310	2 276 626	
40	2 162 299	2 379 781	
41	2 198 891	2 418 062	
42	2 242 158	2 470 547	
43	2 329 292	2 529 733	
44	2 372 033	2 622 619	
45	2 399 046	2 679 316	
46	2 427 650	2 724 573	
47	2 455 461	2 773 343	
48	2 491 868	2 836 306	
49	2 508 643	2 913 097	
50	2 535 409	2 962 512	
51	2 566 323	3 020 497	
52	2 606 265	3 111 977	
53	2 646 464	3 188 635	



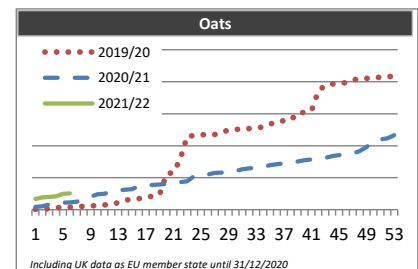
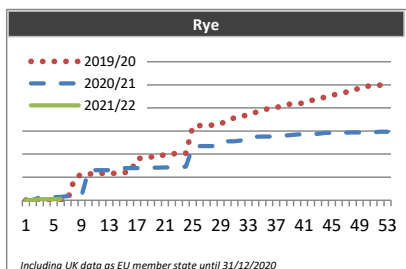
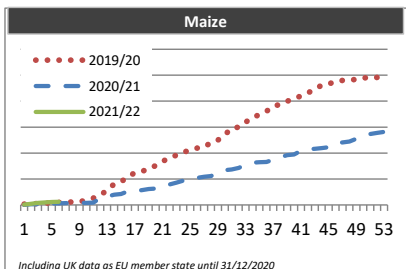
Week 1 to 6 from 01/07/2021 to 08/08/2021

(tonnes)

Maize			
week	2019/20	2020/21	2021/22
1	32 545	1 338	13 246
2	46 352	27 536	40 565
3	52 472	30 132	82 992
4	66 400	37 912	94 992
5	86 002	56 341	117 111
6	97 673	60 801	121 324
7	102 782	68 203	
8	111 913	71 563	
9	125 739	78 596	
10	181 768	82 465	
11	262 627	86 507	
12	377 070	267 949	
13	573 257	327 659	
14	804 507	398 603	
15	890 335	417 643	
16	1 078 162	524 491	
17	1 240 987	544 578	
18	1 299 197	567 124	
19	1 377 297	618 197	
20	1 513 237	633 825	
21	1 678 507	748 697	
22	1 804 041	785 454	
23	1 914 718	859 704	
24	2 031 525	939 660	
25	2 112 346	1 027 907	
26	2 190 722	1 044 197	
27	2 229 617	1 085 492	
28	2 411 901	1 116 562	
29	2 492 707	1 252 223	
30	2 705 260	1 336 780	
31	2 958 117	1 368 460	
32	2 995 488	1 426 397	
33	3 186 443	1 553 269	
34	3 372 441	1 626 269	
35	3 473 942	1 645 253	
36	3 611 099	1 653 268	
37	3 814 310	1 747 122	
38	3 873 774	1 838 304	
39	3 994 046	1 917 105	
40	4 108 919	1 948 647	
41	4 197 266	2 082 836	
42	4 316 749	2 149 468	
43	4 455 334	2 163 183	
44	4 614 471	2 186 364	
45	4 673 252	2 224 207	
46	4 748 726	2 392 956	
47	4 804 469	2 407 589	
48	4 818 677	2 442 825	
49	4 835 577	2 548 751	
50	4 896 665	2 624 222	
51	4 905 451	2 731 549	
52	4 910 394	2 779 910	
53	4 939 131	2 816 306	

Rye			
week	2019/20	2020/21	2021/22
1	497	202	0
2	628	546	41
3	631	6 199	2 248
4	631	6 306	2 249
5	671	6 813	2 326
6	748	6 924	2 357
7	843	9 063	
8	47 071	9 214	
9	56 750	9 286	
10	56 869	64 603	
11	57 988	65 212	
12	58 120	65 389	
13	58 160	65 440	
14	58 273	69 657	
15	60 267	69 657	
16	60 267	69 755	
17	90 675	69 806	
18	90 886	70 428	
19	93 835	70 497	
20	94 428	70 549	
21	99 097	70 952	
22	100 744	71 230	
23	101 052	72 191	
24	101 812	72 637	
25	160 351	117 104	
26	161 493	117 222	
27	162 592	117 222	
28	162 593	117 310	
29	165 178	117 407	
30	174 148	127 513	
31	178 443	127 613	
32	182 680	129 889	
33	183 973	137 620	
34	190 035	137 644	
35	195 599	137 907	
36	198 803	138 130	
37	201 312	138 530	
38	204 540	140 234	
39	208 552	140 862	
40	209 550	142 681	
41	210 624	142 917	
42	216 194	143 683	
43	218 445	144 015	
44	223 927	145 737	
45	227 061	146 200	
46	231 338	146 461	
47	233 930	146 516	
48	240 345	147 046	
49	241 682	147 051	
50	246 769	147 079	
51	248 490	147 289	
52	249 128	148 351	
53	252 487	148 381	

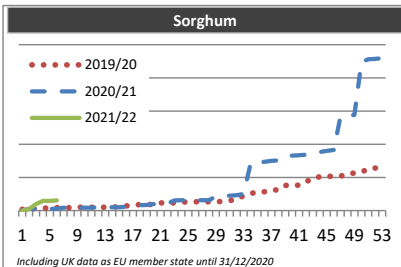
Oats			
week	2019/20	2020/21	2021/22
1	303	4 443	16 792
2	930	5 175	19 062
3	1 418	8 319	20 049
4	3 129	10 274	20 865
5	3 685	10 893	24 978
6	3 968	11 455	25 384
7	4 564	12 539	
8	5 315	18 233	
9	5 865	20 115	
10	6 666	24 001	
11	7 499	24 964	
12	8 192	28 370	
13	10 856	30 245	
14	14 515	31 204	
15	16 797	31 907	
16	17 487	36 852	
17	18 235	37 537	
18	21 508	38 723	
19	23 787	39 482	
20	55 844	40 443	
21	58 386	42 058	
22	79 070	43 067	
23	114 828	44 332	
24	115 819	52 574	
25	117 167	54 624	
26	117 343	54 945	
27	117 534	57 508	
28	120 899	57 886	
29	124 593	59 431	
30	125 256	60 536	
31	126 001	63 298	
32	126 774	64 623	
33	127 889	65 784	
34	129 202	66 881	
35	133 745	69 754	
36	138 019	71 088	
37	138 831	72 543	
38	139 815	74 516	
39	151 303	75 449	
40	152 057	77 289	
41	154 497	78 590	
42	185 388	79 935	
43	194 509	81 059	
44	196 583	83 901	
45	197 590	85 229	
46	198 687	86 351	
47	202 875	87 651	
48	204 762	91 753	
49	205 424	98 062	
50	206 121	107 678	
51	207 210	109 812	
52	208 127	111 507	
53	208 293	116 414	



Week 1 to 6 from 01/07/2021 to 08/08/2021

(tonnes)

Sorghum			
week	2019/20	2020/21	2021/22
1	75	0	0
2	100	99	85
3	124	99	392
4	150	99	584
5	152	100	587
6	173	101	611
7	173	177	
8	173	177	
9	194	177	
10	197	177	
11	197	177	
12	197	202	
13	199	204	
14	199	204	
15	244	204	
16	285	228	
17	309	258	
18	360	329	
19	360	331	
20	361	388	
21	456	388	
22	456	439	
23	458	613	
24	503	624	
25	529	624	
26	529	624	
27	529	624	
28	530	624	
29	530	851	
30	556	880	
31	608	903	
32	654	931	
33	907	1 014	
34	1 027	2 885	
35	1 127	2 886	
36	1 127	2 939	
37	1 247	2 997	
38	1 247	3 023	
39	1 511	3 314	
40	1 536	3 314	
41	1 536	3 340	
42	1 796	3 368	
43	1 820	3 500	
44	2 059	3 536	
45	2 059	3 597	
46	2 063	3 653	
47	2 088	5 678	
48	2 137	5 706	
49	2 281	5 755	
50	2 306	8 952	
51	2 524	9 113	
52	2 562	9 139	
53	2 562	9 187	



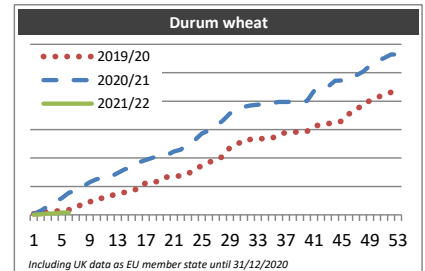
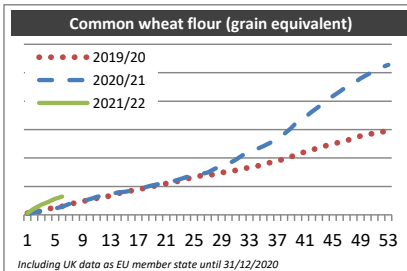
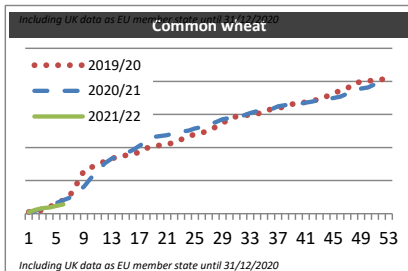
Week 1 to 6 from 01/07/2021 to 08/08/2021

(tonnes)

Common wheat			
week	2019/20	2020/21	2021/22
1	26 347	22 112	22 494
2	38 366	43 489	60 176
3	51 421	84 200	83 838
4	102 005	107 266	94 411
5	156 035	159 722	119 060
6	205 759	205 610	140 317
7	281 272	245 448	
8	458 102	325 711	
9	651 685	409 721	
10	701 468	538 149	
11	737 816	640 515	
12	795 418	761 343	
13	830 102	832 681	
14	871 395	874 911	
15	879 681	914 253	
16	900 950	962 812	
17	930 041	1 028 263	
18	994 104	1 098 827	
19	1 007 899	1 159 485	
20	1 039 529	1 172 297	
21	1 052 883	1 188 225	
22	1 071 394	1 218 437	
23	1 120 454	1 242 742	
24	1 160 854	1 254 156	
25	1 206 778	1 289 742	
26	1 218 655	1 309 965	
27	1 264 623	1 352 468	
28	1 309 793	1 383 835	
29	1 368 246	1 428 800	
30	1 434 339	1 444 375	
31	1 471 644	1 456 532	
32	1 487 151	1 482 394	
33	1 492 036	1 521 221	
34	1 504 342	1 548 818	
35	1 558 802	1 564 520	
36	1 578 838	1 577 984	
37	1 593 168	1 622 941	
38	1 623 991	1 639 232	
39	1 654 539	1 651 865	
40	1 677 376	1 661 812	
41	1 682 030	1 680 110	
42	1 711 539	1 695 409	
43	1 726 510	1 725 510	
44	1 774 517	1 734 229	
45	1 826 514	1 749 553	
46	1 857 014	1 769 149	
47	1 894 402	1 815 417	
48	1 974 245	1 843 505	
49	1 990 862	1 890 763	
50	2 006 800	1 910 104	
51	2 017 543	1 956 854	
52	2 030 309	2 000 996	
53	2 030 450	2 011 271	

Common wheat flour (grain equivalent)			
week	2019/20	2020/21	2021/22
1	615	364	528
2	897	774	2 251
3	1 333	1 454	3 579
4	2 112	1 873	4 506
5	2 555	2 273	5 628
6	3 012	2 867	6 420
7	3 658	3 817	
8	4 310	4 369	
9	4 711	4 854	
10	5 460	5 497	
11	5 861	6 299	
12	6 245	6 892	
13	6 705	7 204	
14	7 573	7 877	
15	7 903	8 130	
16	8 538	8 491	
17	8 994	9 074	
18	9 380	9 754	
19	10 002	10 353	
20	10 523	10 834	
21	11 014	11 233	
22	11 371	11 864	
23	12 095	12 576	
24	12 744	13 385	
25	13 240	14 006	
26	13 774	14 359	
27	13 955	14 928	
28	14 256	16 189	
29	14 818	17 149	
30	15 276	18 027	
31	15 639	19 382	
32	16 052	20 985	
33	16 800	21 868	
34	17 128	23 124	
35	17 743	24 149	
36	18 403	25 383	
37	19 029	26 958	
38	19 572	28 468	
39	20 391	30 487	
40	21 456	33 057	
41	22 116	34 404	
42	22 783	36 307	
43	23 777	38 117	
44	24 277	40 711	
45	25 001	41 760	
46	25 561	43 395	
47	26 139	45 043	
48	27 028	46 212	
49	27 697	48 001	
50	28 300	49 329	
51	28 685	50 599	
52	29 186	51 887	
53	29 453	52 769	

Durum wheat			
week	2019/20	2020/21	2021/22
1	19 538	15 910	3 085
2	39 879	70 589	8 087
3	58 275	148 727	23 274
4	59 066	228 769	24 141
5	80 934	290 923	38 995
6	88 188	389 351	40 224
7	111 407	421 013	
8	206 396	497 085	
9	226 295	576 827	
10	289 834	628 124	
11	290 047	643 468	
12	339 097	674 436	
13	362 832	736 081	
14	396 823	802 094	
15	441 549	821 648	
16	448 379	924 355	
17	567 226	966 163	
18	578 692	1 003 356	
19	587 680	1 041 146	
20	665 108	1 050 712	
21	670 756	1 114 180	
22	687 537	1 146 252	
23	719 118	1 258 285	
24	805 212	1 318 719	
25	861 414	1 428 851	
26	927 708	1 483 610	
27	954 613	1 562 712	
28	1 027 644	1 657 037	
29	1 183 351	1 784 310	
30	1 236 011	1 828 752	
31	1 322 810	1 899 260	
32	1 324 992	1 927 163	
33	1 339 083	1 936 321	
34	1 342 266	1 948 506	
35	1 345 899	1 965 885	
36	1 417 293	1 986 557	
37	1 448 181	1 986 645	
38	1 454 050	1 988 702	
39	1 459 298	2 000 979	
40	1 468 894	2 001 370	
41	1 565 659	2 176 340	
42	1 579 446	2 185 890	
43	1 603 442	2 252 257	
44	1 615 539	2 357 032	
45	1 650 263	2 362 054	
46	1 776 149	2 376 515	
47	1 832 535	2 452 087	
48	1 955 741	2 515 948	
49	2 005 500	2 625 570	
50	2 067 201	2 701 765	
51	2 106 620	2 757 860	
52	2 156 892	2 820 672	
53	2 206 867	2 820 759	



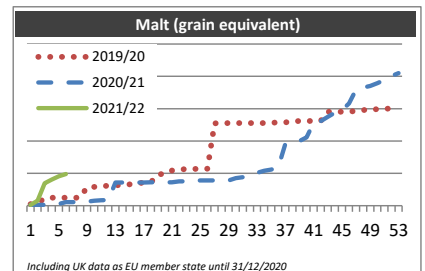
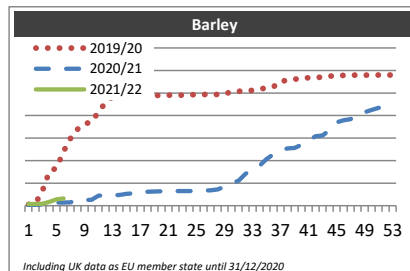
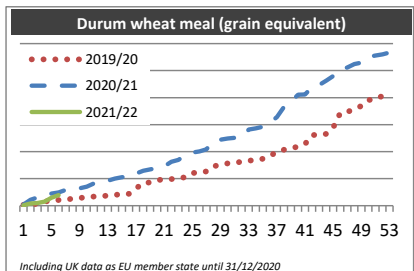
Week 1 to 6 from 01/07/2021 to 08/08/2021

(tonnes)

Durum wheat meal (grain equivalent)			
week	2019/20	2020/21	2021/22
1	17	21	8
2	22	108	41
3	36	150	51
4	75	194	74
5	95	223	149
6	106	247	196
7	106	294	
8	134	312	
9	144	321	
10	158	353	
11	169	410	
12	178	432	
13	187	465	
14	199	502	
15	214	528	
16	222	542	
17	318	597	
18	424	646	
19	429	672	
20	472	697	
21	488	727	
22	494	812	
23	508	847	
24	526	929	
25	604	984	
26	615	1 006	
27	633	1 042	
28	732	1 197	
29	753	1 224	
30	784	1 245	
31	794	1 258	
32	812	1 271	
33	836	1 408	
34	843	1 429	
35	869	1 461	
36	916	1 533	
37	1 001	1 638	
38	1 034	1 822	
39	1 068	1 931	
40	1 089	2 055	
41	1 142	2 058	
42	1 306	2 200	
43	1 311	2 235	
44	1 330	2 314	
45	1 446	2 401	
46	1 716	2 524	
47	1 734	2 557	
48	1 788	2 621	
49	1 844	2 647	
50	1 954	2 754	
51	1 970	2 778	
52	2 031	2 800	
53	2 040	2 835	

Barley			
week	2019/20	2020/21	2021/22
1	5 495	15	7 590
2	11 034	1 736	8 099
3	66 804	6 899	8 805
4	151 795	6 902	16 740
5	167 048	13 520	28 651
6	240 193	13 722	32 116
7	298 686	14 445	
8	338 676	24 701	
9	364 018	25 509	
10	370 412	26 468	
11	416 796	44 307	
12	456 839	45 208	
13	484 584	46 951	
14	487 744	47 223	
15	487 929	52 559	
16	488 381	54 429	
17	488 773	54 429	
18	488 774	61 714	
19	489 027	63 015	
20	489 027	64 307	
21	490 205	64 413	
22	490 205	64 592	
23	490 872	64 716	
24	490 936	65 502	
25	493 575	66 521	
26	493 575	68 056	
27	493 631	68 323	
28	493 875	72 233	
29	494 151	84 454	
30	506 261	99 366	
31	507 913	110 734	
32	508 927	141 871	
33	511 932	159 462	
34	518 024	177 152	
35	522 024	206 767	
36	528 225	229 040	
37	554 219	243 564	
38	554 418	254 423	
39	561 890	255 781	
40	562 391	270 581	
41	567 887	289 529	
42	568 130	308 370	
43	571 281	311 917	
44	574 773	336 347	
45	575 048	370 245	
46	578 405	378 840	
47	579 778	383 610	
48	579 808	405 387	
49	579 822	414 305	
50	579 838	425 105	
51	579 841	433 930	
52	579 841	438 075	
53	579 841	444 519	

Malt (grain equivalent)			
week	2019/20	2020/21	2021/22
1	240	134	115
2	405	135	763
3	1 112	139	3 461
4	1 221	271	4 046
5	1 222	285	4 547
6	1 222	551	4 896
7	1 222	551	
8	1 223	574	
9	2 882	642	
10	2 916	777	
11	3 019	845	
12	3 079	872	
13	3 172	3 595	
14	3 205	3 596	
15	3 298	3 597	
16	3 419	3 597	
17	3 573	3 597	
18	3 574	3 618	
19	4 874	3 618	
20	4 913	3 622	
21	5 453	3 622	
22	5 555	3 757	
23	5 678	3 757	
24	5 678	3 825	
25	5 678	3 891	
26	5 736	3 893	
27	12 737	3 893	
28	12 737	3 893	
29	12 763	3 908	
30	12 763	4 249	
31	12 784	4 406	
32	12 784	4 716	
33	12 784	5 094	
34	12 785	5 393	
35	12 853	5 583	
36	12 853	5 902	
37	12 879	9 588	
38	13 037	9 803	
39	13 101	10 004	
40	13 101	10 555	
41	13 102	12 841	
42	13 102	13 071	
43	14 520	13 729	
44	14 521	14 372	
45	14 521	14 764	
46	14 522	15 814	
47	14 654	17 968	
48	14 788	18 263	
49	14 921	18 517	
50	14 922	18 926	
51	14 989	19 435	
52	15 017	20 038	
53	15 152	20 500	



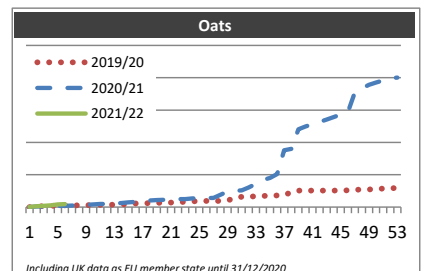
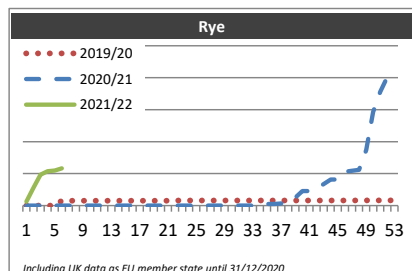
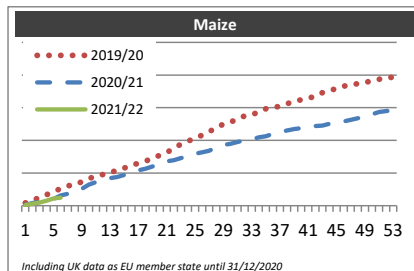
Week 1 to 6 from 01/07/2021 to 08/08/2021

(tonnes)

Maize			
week	2019/20	2020/21	2021/22
1	431 335	124 748	76 401
2	761 493	419 378	285 412
3	1 303 291	595 271	467 641
4	1 679 978	815 972	757 220
5	2 125 234	1 042 931	1 097 719
6	2 624 908	1 560 728	1 231 040
7	3 052 379	1 821 390	
8	3 169 059	2 040 073	
9	3 696 266	2 599 754	
10	4 136 674	3 232 831	
11	4 528 291	3 612 176	
12	4 793 952	3 829 175	
13	4 996 725	4 219 341	
14	5 487 628	4 402 520	
15	5 763 763	4 727 179	
16	6 170 580	4 963 268	
17	6 499 207	5 400 173	
18	6 842 861	5 666 468	
19	7 283 922	6 008 385	
20	7 708 645	6 471 700	
21	8 142 817	6 790 210	
22	8 844 490	6 971 070	
23	9 403 426	7 298 076	
24	9 873 078	7 565 529	
25	10 401 394	7 974 649	
26	10 790 670	8 186 473	
27	11 365 407	8 431 246	
28	11 849 280	8 934 808	
29	12 524 375	9 304 567	
30	12 789 768	9 474 552	
31	13 295 871	9 745 714	
32	13 743 522	10 000 139	
33	13 902 681	10 139 894	
34	14 347 761	10 462 787	
35	14 826 242	10 646 401	
36	15 008 165	11 000 324	
37	15 214 366	11 278 433	
38	15 616 245	11 512 768	
39	15 952 649	11 720 402	
40	16 223 413	11 886 729	
41	16 449 789	12 039 143	
42	16 732 132	12 181 561	
43	17 293 895	12 256 394	
44	17 667 097	12 549 815	
45	17 893 341	12 790 587	
46	18 286 022	12 908 157	
47	18 491 535	13 157 539	
48	18 664 713	13 400 392	
49	18 893 341	13 639 106	
50	19 067 445	14 001 357	
51	19 344 149	14 332 842	
52	19 590 481	14 473 155	
53	19 652 083	14 620 939	

Rye			
week	2019/20	2020/21	2021/22
1	0	0	2 504
2	0	0	11 290
3	0	0	19 382
4	0	2	21 461
5	0	2	21 881
6	2 981	2	23 302
7	2 981	2	
8	2 981	2	
9	2 981	2	
10	2 981	2	
11	2 981	2	
12	2 981	2	
13	2 981	2	
14	2 981	2	
15	2 981	2	
16	2 981	2	
17	3 026	8	
18	3 092	8	
19	3 092	8	
20	3 092	8	
21	3 092	8	
22	3 192	9	
23	3 192	9	
24	3 214	9	
25	3 214	10	
26	3 214	10	
27	3 214	10	
28	3 236	10	
29	3 236	10	
30	3 236	10	
31	3 236	10	
32	3 239	10	
33	3 239	10	
34	3 240	387	
35	3 240	1 031	
36	3 240	1 031	
37	3 248	1 308	
38	3 248	4 414	
39	3 248	5 094	
40	3 248	9 060	
41	3 248	9 060	
42	3 248	10 485	
43	3 248	13 390	
44	3 248	16 354	
45	3 248	16 354	
46	3 248	21 245	
47	3 248	21 833	
48	3 249	22 331	
49	3 249	34 692	
50	3 249	58 563	
51	3 249	71 185	
52	3 249	80 688	
53	3 249	86 286	

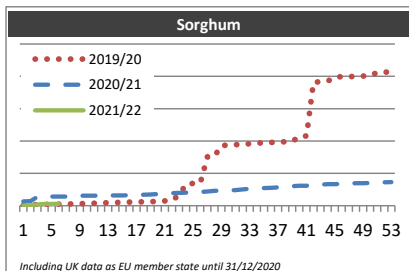
Oats			
week	2019/20	2020/21	2021/22
1	2	0	28
2	113	88	113
3	141	110	197
4	188	154	260
5	215	176	403
6	262	198	461
7	262	220	
8	284	243	
9	307	337	
10	307	404	
11	329	492	
12	351	492	
13	374	541	
14	418	637	
15	462	744	
16	545	821	
17	568	958	
18	610	1 002	
19	654	1 073	
20	677	1 125	
21	707	1 169	
22	770	1 237	
23	792	1 242	
24	876	1 330	
25	943	1 379	
26	943	1 423	
27	944	1 423	
28	944	1 895	
29	1 008	2 402	
30	1 424	2 522	
31	1 600	2 583	
32	1 630	3 034	
33	1 674	3 579	
34	1 746	4 189	
35	1 748	4 524	
36	1 792	5 110	
37	1 849	8 798	
38	2 290	8 997	
39	2 557	12 022	
40	2 557	12 465	
41	2 557	12 812	
42	2 557	13 163	
43	2 558	13 515	
44	2 558	13 906	
45	2 582	14 308	
46	2 604	14 635	
47	2 670	17 764	
48	2 716	18 364	
49	2 738	18 901	
50	2 776	19 280	
51	2 864	19 589	
52	2 909	19 941	
53	2 953	20 021	

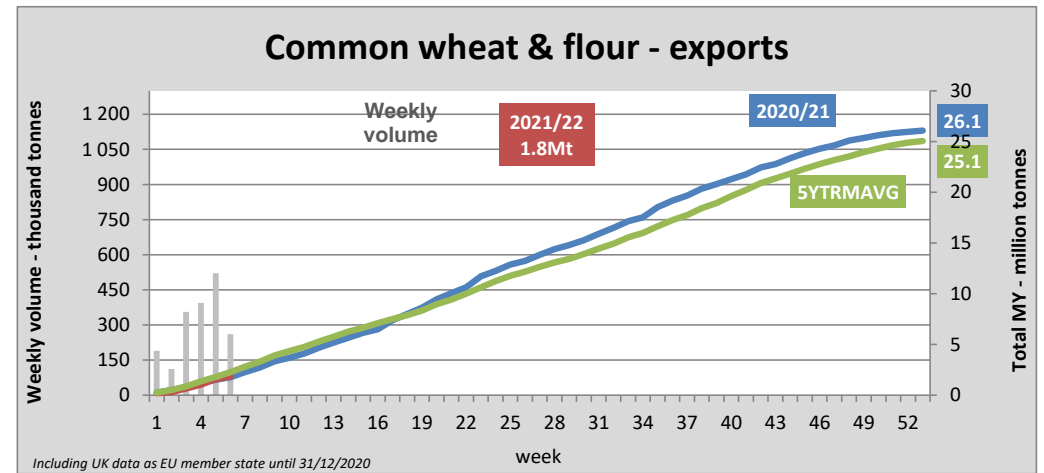
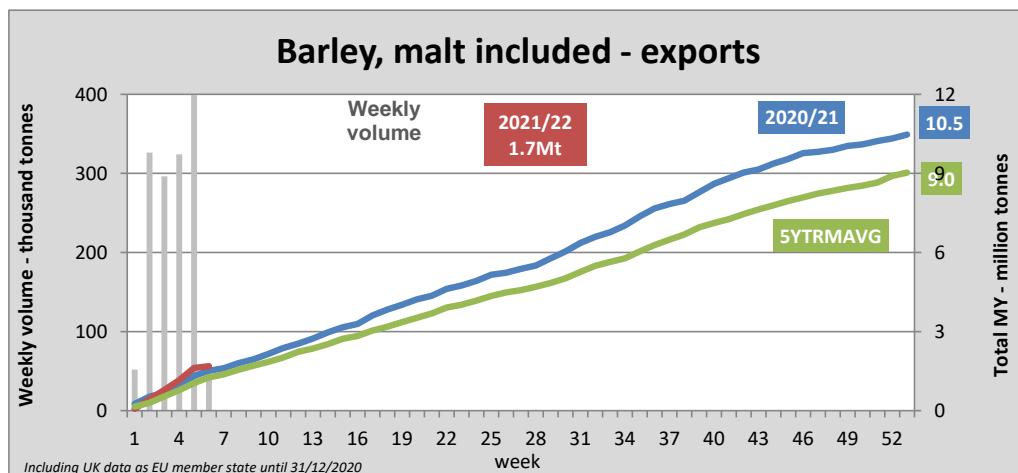
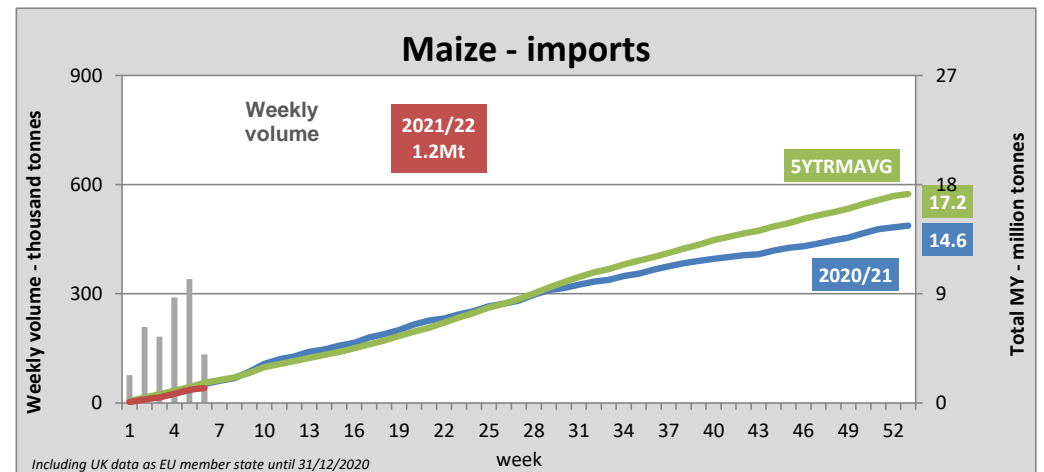
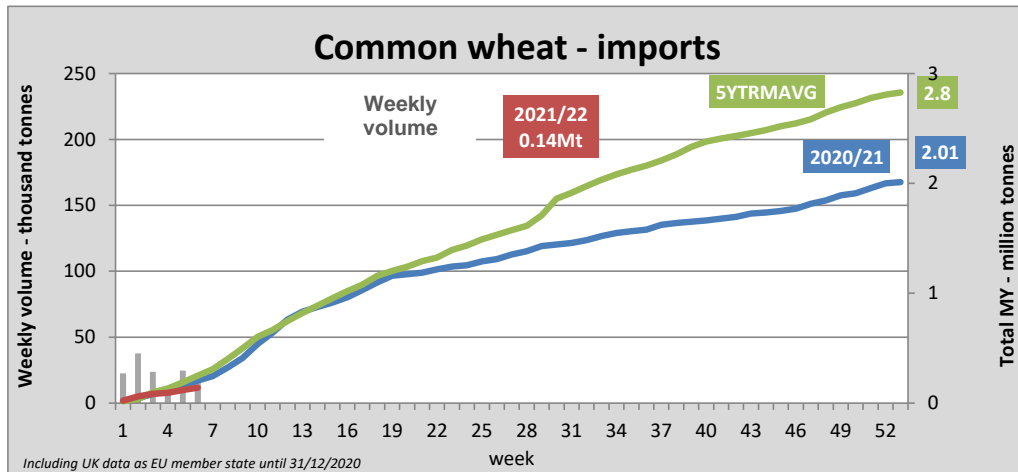


Week 1 to 6 from 01/07/2021 to 08/08/2021

(tonnes)

Sorghum			
week	2019/20	2020/21	2021/22
1	206	2 653	86
2	472	2 727	218
3	583	5 479	820
4	789	5 531	1 044
5	852	5 627	1 123
6	945	5 695	1 166
7	1 052	5 697	
8	1 137	5 721	
9	1 244	6 172	
10	1 354	6 174	
11	1 510	6 243	
12	1 780	6 269	
13	1 850	6 364	
14	1 892	6 387	
15	2 109	6 409	
16	2 262	6 539	
17	2 352	6 629	
18	2 379	6 835	
19	2 473	6 966	
20	2 675	7 168	
21	2 941	7 623	
22	3 203	7 789	
23	6 533	7 926	
24	13 531	8 125	
25	13 828	8 282	
26	13 918	8 461	
27	30 270	8 818	
28	30 485	9 200	
29	37 223	9 365	
30	37 489	9 526	
31	37 775	9 658	
32	38 117	10 077	
33	38 317	10 505	
34	38 649	10 799	
35	38 802	10 903	
36	39 086	11 083	
37	39 327	11 333	
38	39 598	11 618	
39	39 732	12 022	
40	42 902	12 296	
41	43 112	12 410	
42	76 240	12 797	
43	76 819	13 108	
44	77 061	13 325	
45	79 554	13 400	
46	79 736	13 526	
47	79 761	13 748	
48	80 094	13 862	
49	80 226	13 974	
50	80 385	14 105	
51	82 471	14 325	
52	82 566	14 523	
53	82 653	14 590	







## Calendar of Marketing Year weeks

Week	2019/20		2020/21		2021/22	
	Start	End	Start	End	Start	End
1	01-07-2019	07-07-2019	01-07-2020	05-07-2020	01-07-2021	04-07-2021
2	08-07-2019	14-07-2019	06-07-2020	12-07-2020	05-07-2021	11-07-2021
3	15-07-2019	21-07-2019	13-07-2020	19-07-2020	12-07-2021	18-07-2021
4	22-07-2019	28-07-2019	20-07-2020	26-07-2020	19-07-2021	25-07-2021
5	29-07-2019	04-08-2019	27-07-2020	02-08-2020	26-07-2021	01-08-2021
6	05-08-2019	11-08-2019	03-08-2020	09-08-2020	02-08-2021	08-08-2021
7	12-08-2019	18-08-2019	10-08-2020	16-08-2020	09-08-2021	15-08-2021
8	19-08-2019	25-08-2019	17-08-2020	23-08-2020	16-08-2021	22-08-2021
9	26-08-2019	01-09-2019	24-08-2020	30-08-2020	23-08-2021	29-08-2021
10	02-09-2019	08-09-2019	31-08-2020	06-09-2020	30-08-2021	05-09-2021
11	09-09-2019	15-09-2019	07-09-2020	13-09-2020	06-09-2021	12-09-2021
12	16-09-2019	22-09-2019	14-09-2020	20-09-2020	13-09-2021	19-09-2021
13	23-09-2019	29-09-2019	21-09-2020	27-09-2020	20-09-2021	26-09-2021
14	30-09-2019	06-10-2019	28-09-2020	04-10-2020	27-09-2021	03-10-2021
15	07-10-2019	13-10-2019	05-10-2020	11-10-2020	04-10-2021	10-10-2021
16	14-10-2019	20-10-2019	12-10-2020	18-10-2020	11-10-2021	17-10-2021
17	21-10-2019	27-10-2019	19-10-2020	25-10-2020	18-10-2021	24-10-2021
18	28-10-2019	03-11-2019	26-10-2020	01-11-2020	25-10-2021	31-10-2021
19	04-11-2019	10-11-2019	02-11-2020	08-11-2020	01-11-2021	07-11-2021
20	11-11-2019	17-11-2019	09-11-2020	15-11-2020	08-11-2021	14-11-2021
21	18-11-2019	24-11-2019	16-11-2020	22-11-2020	15-11-2021	21-11-2021
22	25-11-2019	01-12-2019	23-11-2020	29-11-2020	22-11-2021	28-11-2021
23	02-12-2019	08-12-2019	30-11-2020	06-12-2020	29-11-2021	05-12-2021
24	09-12-2019	15-12-2019	07-12-2020	13-12-2020	06-12-2021	12-12-2021
25	16-12-2019	22-12-2019	14-12-2020	20-12-2020	13-12-2021	19-12-2021
26	23-12-2019	29-12-2019	21-12-2020	27-12-2020	20-12-2021	26-12-2021
27	30-12-2019	05-01-2020	28-12-2020	03-01-2021	27-12-2021	02-01-2022
28	06-01-2020	12-01-2020	04-01-2021	10-01-2021	03-01-2022	09-01-2022
29	13-01-2020	19-01-2020	11-01-2021	17-01-2021	10-01-2022	16-01-2022
30	20-01-2020	26-01-2020	18-01-2021	24-01-2021	17-01-2022	23-01-2022
31	27-01-2020	02-02-2020	25-01-2021	31-01-2021	24-01-2022	30-01-2022
32	03-02-2020	09-02-2020	01-02-2021	07-02-2021	31-01-2022	06-02-2022
33	10-02-2020	16-02-2020	08-02-2021	14-02-2021	07-02-2022	13-02-2022
34	17-02-2020	23-02-2020	15-02-2021	21-02-2021	14-02-2022	20-02-2022
35	24-02-2020	01-03-2020	22-02-2021	28-02-2021	21-02-2022	27-02-2022
36	02-03-2020	08-03-2020	01-03-2021	07-03-2021	28-02-2022	06-03-2022
37	09-03-2020	15-03-2020	08-03-2021	14-03-2021	07-03-2022	13-03-2022
38	16-03-2020	22-03-2020	15-03-2021	21-03-2021	14-03-2022	20-03-2022
39	23-03-2020	29-03-2020	22-03-2021	28-03-2021	21-03-2022	27-03-2022
40	30-03-2020	05-04-2020	29-03-2021	04-04-2021	28-03-2022	03-04-2022
41	06-04-2020	12-04-2020	05-04-2021	11-04-2021	04-04-2022	10-04-2022
42	13-04-2020	19-04-2020	12-04-2021	18-04-2021	11-04-2022	17-04-2022
43	20-04-2020	26-04-2020	19-04-2021	25-04-2021	18-04-2022	24-04-2022
44	27-04-2020	03-05-2020	26-04-2021	02-05-2021	25-04-2022	01-05-2022
45	04-05-2020	10-05-2020	03-05-2021	09-05-2021	02-05-2022	08-05-2022
46	11-05-2020	17-05-2020	10-05-2021	16-05-2021	09-05-2022	15-05-2022
47	18-05-2020	24-05-2020	17-05-2021	23-05-2021	16-05-2022	22-05-2022
48	25-05-2020	31-05-2020	24-05-2021	30-05-2021	23-05-2022	29-05-2022
49	01-06-2020	07-06-2020	31-05-2021	06-06-2021	30-05-2022	05-06-2022
50	08-06-2020	14-06-2020	07-06-2021	13-06-2021	06-06-2022	12-06-2022
51	15-06-2020	21-06-2020	14-06-2021	20-06-2021	13-06-2022	19-06-2022
52	22-06-2020	28-06-2020	21-06-2021	27-06-2021	20-06-2022	26-06-2022
53	29-06-2020	30-06-2020	28-06-2021	30-06-2021	27-06-2022	30-06-2022