

As of July 2021 the weekly reports are published on Tuesdays at 16h

Trade monitoring through customs surveillance data

The TAXUD surveillance system ("customs surveillance") records and centralizes all trade data (import and exports) directly from the national customs authorities on a daily basis. For each transaction, the stored data contain the information available on the Single Administrative Document (SAD), including the volume and origin of the consignment.

As surveillance system does not include intra-trade data, the UK data as EU partner can't be displayed before 1/1/2021. The data as of 1/1/2021 is therefore not comparable with the data until 31/12/2020.

According to Art.55(2) of Commission Implementing Regulation (EU) 2015/2447, the customs authorities shall provide the Commission at least once a week with data on customs declarations for the goods that have been made subject to surveillance at release for free circulation or at export.

The "customs surveillance" data provide actual and prompt information about the trade (import/export) transaction in terms of volume and origin or destination.

In case of a technical issue or another constraint causing delay of the publication, please note that the next upload will be done in the coming days at 12h or 16h.

* The United Kingdom is no longer a Member State of the European Union, however until the end of the transition period it was still a part of the EU Customs Union. Due to the absence of intra-trade data in the surveillance system, the totals of the EU trade data therefore also include the UK data until 31/12/2020. The data as of 1/1/2021 is therefore not comparable with the data until 31/12/2020.

Publication of data

This report is published on a weekly basis.

The data are expressed in quantity of the product itself, unless otherwise stated.

Below the specifications of the products included in the report.

Product	CN code
Soyabeans	1201 10 00; 1201 90 00
Rapeseed	1205 10 10; 1205 10 90; 1205 90 00
Sunflowerseed	1206 00 10; 1206 00 91; 1206 00 99
Soyameal	2304 00 00
Rapeseed meal	2306 41 00; 2306 49 00
Sunflowerseed meal	2306 30 00
Soyaoil	1507 10 10; 1507 10 90; 1507 90 10; 1507 90 90
Rapeseed oil	1514 11 10; 1514 11 90; 1514 19 10; 1514 19 90; 1514 91 10; 1514 91 90; 1514 99 10; 1514 99 90
Sunflowerseed oil	1512 11 10; 1512 11 91; 1512 11 99; 1512 19 10; 1512 19 90
Palm oil	1511 10 10; 1511 10 90; 1511 90 11; 15119019; 15119091; 15119099

- XI refers to Northern Ireland

- the weekly reference period is from Monday to Sunday

Cumul of week 1 to 7

	EU*		EU + UK		EU + UK	
	01/07/2021 - 15/08/2021		01/07/2020 - 16/08/2020		01/07/2019 - 18/08/2019	
	Export	Import	Export	Import	Export	Import
(tonnes)						
Soyabeans	2 799	1 466 593	2 567	2 034 261	13 997	1 918 824
Rapeseed	113 003	427 277	3 118	447 212	5 612	633 499
Sunflowerseed	20 393	17 200	18 600	37 766	14 028	17 824
Total seeds	136 195	1 911 070	24 285	2 519 239	33 637	2 570 147
Soyameal	103 073	1 585 914	59 881	2 448 836	50 339	2 803 690
Rapeseed meal	84 388	83 852	65 723	31 119	55 769	33 463
Sunflowerseed meal	74 402	207 192	30 035	313 975	40 242	423 921
Total meals	261 862	1 876 957	155 639	2 793 931	146 350	3 261 075
Soyaoil	110 232	85 796	74 155	68 736	57 767	49 335
Rapeseed oil	46 065	42 523	59 429	30 856	27 710	19 294
Sunflowerseed oil	59 573	149 785	96 855	300 503	35 024	321 057
Palm oil	24 800	473 682	9 270	865 803	12 853	673 468
Total oils	240 669	751 786	239 709	1 265 898	133 355	1 063 155
General Total	638 726	4 539 813	419 633	6 579 068	313 341	6 894 377

* The United Kingdom is no longer a Member State of the European Union, however until the end of the transition period it was still a part of the EU Customs Union. Due to the absence of intra-trade data in the surveillance system, the totals of the EU trade data therefore also include the UK data until 31/12/2020. The data as of 1/1/2021 is therefore not comparable with the data until 31/12/2020.

Week 1 to 7 from 01/07/2021 to 15/08/2021

Summary

Import (tonnes)	Soyabeans	Rapeseed	Sunflower- seed	Soyameal	Rapeseed meal	Sunflower- seed meal	Soyaoil	Rapeseed oil	Sunflower- seed oil	Palm oil
BE	45 018	144 557	183	5 567			53	101	276	45 021
BG		3 345	746	377			2 070	5 841	2 191	161
CZ	136	80	678	88			66	157	675	
DK	172	5	279	106 000	605	31 910	5 852	2 735	447	10 134
DE	255 274	141 029	2 593	113 479	7 614	8 093	232	138	280	9 386
EE			99	264	283	347		474	525	
IE			5	23 110				15		54
EL	20 706		403	41 479	20		991		206	6 032
ES	487 032		5 762	386 686	21 841	22 560	49 419	8	58 782	198 915
FR	78 259	50 528	656	153 598	12 934	45 050	187	57	17 528	11 088
HR	25	51	2	394		194	72	736	2 895	1 325
IT										
CY				19 400			29	75	114	
LV			21		3 569	4 338	22	3 314	721	
LT	650		44	25	5 054	1 544	2 039	3 606	2 695	
LU										
HU	40	7 222	19	22			816		218	140
MT									104	82
NL	466 597	47 330	812	252 120	8 261	64 642	169	6 967	31 675	188 313
AT		1 073				45	71	994	2 560	
PL	11 165	11 599	852	263 291	5 611	14 995	20 145	15 686	23 335	122
PT	61 597							1	2	1 041
RO	39 507	20 444	3 682	67 136			100		389	1 534
SI				125 874	3 965	10 399	637	1 124	1 785	
SK	199	14	22						1 428	
FI	143			3 063	12 094		2	30		2
SE	72		224	21 488	2 000	3 075	2 737	2	237	330
XI			117	2 452			87	462	717	1
EU*	1 466 593	427 277	17 200	1 585 914	83 852	207 192	85 796	42 523	149 785	473 682

* The United Kingdom is no longer a Member State of the European Union, however until the end of the transition period it was still a part of the EU Customs Union. Due to the absence of intra-trade data in the surveillance system, the totals of the EU trade data therefore also include the UK data until 31/12/2020. The data as of 1/1/2021 is therefore not comparable with the data until 31/12/2020.

Top 5 import origins* - Marketing Year 2021/22 (update of 15/08/2021)

Soyabeans		
Origin	tonnes	share
Brazil	1 366 466	93.2%
United States of America	42 979	2.9%
Canada	33 175	2.3%
Argentina	9 520	0.6%
Ukraine	6 225	0.4%

Rapeseed		
Origin	tonnes	share
Australia	287 892	67.4%
Ukraine	56 639	13.3%
Serbia	32 984	7.7%
Canada	25 528	6.0%
	23 219	5.4%

Sunflowerseed		
Origin	tonnes	share
China	5 880	34.2%
Russia	3 000	17.4%
United States of America	2 187	12.7%
Argentina	1 716	10.0%
Moldova	1 319	7.7%

Soyameal		
Origin	tonnes	share
Brazil	810 380	51.1%
Argentina	597 984	37.7%
India	51 649	3.3%
Russia	35 232	2.2%
Paraguay	32 653	2.1%

Rapeseed meal		
Origin	tonnes	share
Ukraine	27 861	33.2%
United Kingdom	24 933	29.7%
Russia	15 954	19.0%
Belarus	10 964	13.1%

Sunflowerseed meal		
Origin	tonnes	share
Argentina	115 384	55.7%
Ukraine	51 164	24.7%
Russia	38 911	18.8%
Serbia	1 733	0.8%
United Kingdom	0	0.0%

Sunflowerseed oil		
Origin	tonnes	share
Ukraine	137 686	91.9%
Serbia	5 705	3.8%
Mexico	1 744	1.2%
Bosnia and Herzegovina	1 382	0.9%
United Kingdom	1 363	0.9%

Rapeseed oil		
Origin	tonnes	share
Ukraine	12 561	29.5%
Belarus	10 711	25.2%
Russia	5 905	13.9%
United Arab Emirates	5 839	13.7%
Serbia	5 084	12.0%

Soyaoil		
Origin	tonnes	share
Argentina	46 365	54.0%
Ukraine	20 199	23.5%
Russia	8 399	9.8%
Serbia	5 247	6.1%
Norway	4 710	5.5%

Palm oil		
Origin	tonnes	share
Indonesia	219 456	46.3%
Malaysia	80 051	16.9%
Papua New Guinea	55 737	11.8%
Guatemala	35 053	7.4%
Honduras	22 371	4.7%

* The United Kingdom is no longer a Member State of the European Union, however until the end of the transition period it was still a part of the EU Customs Union. Due to the absence of intra-trade data in the surveillance system, the totals of the EU trade data therefore also include the UK data until 31/12/2020. The data as of 1/1/2021 is therefore not comparable with the data until 31/12/2020.

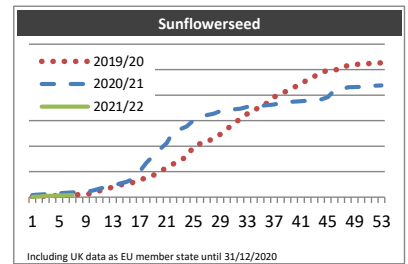
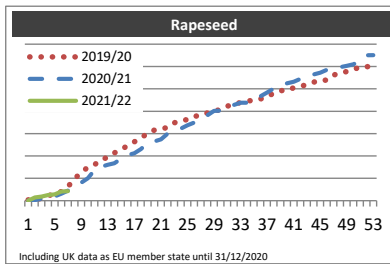
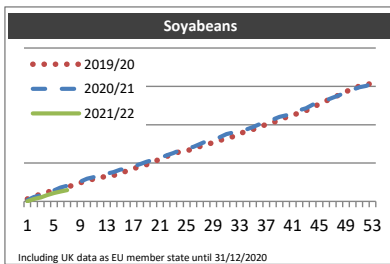
Week 1 to 7 from 01/07/2021 to 15/08/2021

(tonnes)

Soyabeans			
week	2019/20	2020/21	2021/22
1	310023	163413	8218
2	659 958	555 679	316 173
3	945 349	809 177	508 840
4	1 206 069	1 030 274	823 424
5	1 459 821	1 426 359	1 075 030
6	1 599 344	1 791 837	1 279 074
7	1 918 824	2 034 261	1 466 593
8	2 080 718	2 232 628	
9	2 430 768	2 589 473	
10	2 674 638	2 966 515	
11	2 942 766	3 154 630	
12	3 069 834	3 416 837	
13	3 320 577	3 617 651	
14	3 400 305	3 818 988	
15	3 684 034	4 143 949	
16	3 975 223	4 255 378	
17	4 282 801	4 582 823	
18	4 542 592	4 857 846	
19	4 797 713	5 165 400	
20	5 189 273	5 410 260	
21	5 493 024	5 635 079	
22	5 837 209	6 015 508	
23	6 294 102	6 289 029	
24	6 439 558	6 663 929	
25	6 658 597	6 974 108	
26	6 783 844	7 112 759	
27	7 153 195	7 484 281	
28	7 439 728	7 863 893	
29	7 658 418	8 091 784	
30	7 983 799	8 365 798	
31	8 168 745	8 787 009	
32	8 471 219	8 981 014	
33	8 849 052	9 189 872	
34	9 127 667	9 392 418	
35	9 378 265	9 690 464	
36	9 699 943	10 070 427	
37	10 039 587	10 404 131	
38	10 260 376	10 689 015	
39	10 609 179	11 036 717	
40	10 964 545	11 235 014	
41	11 270 664	11 579 970	
42	11 522 310	11 899 711	
43	11 816 886	12 145 228	
44	12 285 278	12 611 686	
45	12 699 528	12 966 402	
46	13 101 564	13 178 003	
47	13 556 222	13 516 160	
48	13 862 947	13 844 225	
49	14 302 368	14 289 068	
50	14 712 851	14 578 496	
51	15 013 397	14 879 252	
52	15 251 772	15 057 875	
53	15 363 646	15 348 308	

Rapeseed			
week	2019/20	2020/21	2021/22
1	37747	2303	1890
2	65 811	30 315	147 372
3	99 835	87 701	185 167
4	229 803	117 612	252 202
5	282 612	191 335	286 827
6	407 773	310 167	415 035
7	633 499	447 212	427 277
8	985 410	634 354	
9	1 255 929	809 917	
10	1 499 678	1 005 715	
11	1 604 669	1 368 635	
12	1 841 860	1 519 996	
13	1 928 508	1 608 779	
14	2 136 766	1 675 495	
15	2 274 558	1 870 591	
16	2 466 434	2 045 747	
17	2 632 200	2 116 047	
18	2 781 770	2 302 683	
19	3 030 217	2 575 115	
20	3 161 679	2 653 439	
21	3 210 265	2 741 156	
22	3 279 623	3 000 518	
23	3 482 110	3 101 934	
24	3 568 769	3 226 133	
25	3 633 476	3 375 065	
26	3 775 469	3 495 914	
27	3 798 068	3 654 993	
28	3 926 802	3 816 857	
29	3 959 863	4 020 847	
30	4 113 758	4 021 706	
31	4 234 166	4 086 795	
32	4 271 908	4 278 493	
33	4 400 563	4 385 639	
34	4 468 819	4 386 353	
35	4 469 503	4 450 697	
36	4 553 737	4 666 156	
37	4 625 305	4 836 258	
38	4 818 533	5 011 358	
39	4 928 847	5 126 993	
40	4 929 337	5 253 716	
41	5 055 893	5 316 458	
42	5 125 991	5 445 875	
43	5 177 918	5 515 224	
44	5 299 408	5 644 871	
45	5 390 588	5 725 852	
46	5 393 212	5 855 454	
47	5 611 744	5 910 269	
48	5 713 407	5 968 406	
49	5 775 457	6 034 619	
50	5 856 811	6 098 037	
51	5 989 247	6 249 477	
52	5 989 491	6 508 532	
53	6 009 330	6 508 656	

Sunflowerseed			
week	2019/20	2020/21	2021/22
1	3528	16761	1410
2	6 041	19 897	4 062
3	7 883	23 107	10 007
4	11 071	27 803	11 764
5	13 808	31 016	13 574
6	16 190	34 177	15 082
7	17 824	37 766	17 200
8	19 907	39 963	
9	22 700	42 104	
10	28 546	50 780	
11	49 237	67 467	
12	61 513	78 060	
13	80 498	88 232	
14	94 303	107 383	
15	107 384	118 575	
16	115 935	143 817	
17	137 734	201 932	
18	150 504	272 010	
19	170 287	323 928	
20	200 706	374 526	
21	231 753	424 027	
22	260 328	513 431	
23	286 195	533 627	
24	319 118	554 478	
25	394 721	601 323	
26	419 524	621 950	
27	429 372	643 023	
28	467 347	653 490	
29	493 675	675 283	
30	534 495	680 949	
31	576 932	688 969	
32	616 164	693 954	
33	651 580	707 409	
34	672 001	711 111	
35	722 603	716 630	
36	736 756	720 813	
37	785 624	727 489	
38	808 103	737 973	
39	835 176	746 059	
40	863 911	749 448	
41	881 232	753 152	
42	926 181	756 311	
43	947 194	760 822	
44	977 468	766 810	
45	993 849	784 516	
46	998 495	836 944	
47	1 003 068	840 479	
48	1 034 702	861 419	
49	1 039 902	863 381	
50	1 043 803	865 881	
51	1 047 663	870 690	
52	1 051 591	874 755	
53	1 053 603	876 148	



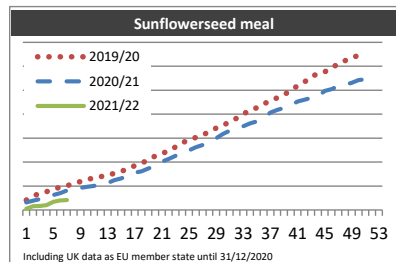
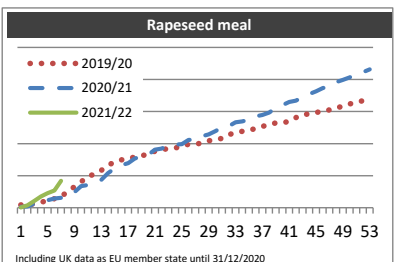
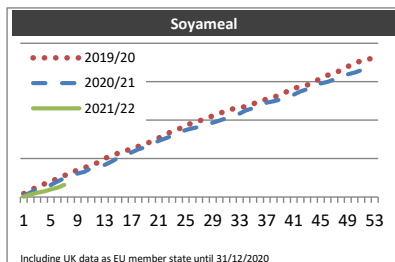
Week 1 to 7 from 01/07/2021 to 15/08/2021

(tonnes)

Soyameal			
week	2019/20	2020/21	2021/22
1	447846	179510	50045
2	838 845	576 192	322 348
3	1 351 130	1 037 063	562 427
4	1 684 189	1 292 127	728 881
5	2 002 232	1 571 296	978 105
6	2 435 313	2 012 516	1 225 152
7	2 803 690	2 448 836	1 585 914
8	3 049 882	2 810 433	
9	3 584 915	3 063 572	
10	3 819 750	3 277 846	
11	4 119 548	3 774 628	
12	4 490 708	4 021 207	
13	5 002 855	4 168 888	
14	5 370 478	4 605 061	
15	5 692 968	5 100 524	
16	5 901 398	5 531 856	
17	6 406 498	5 819 215	
18	6 600 287	6 204 174	
19	6 904 093	6 469 839	
20	7 256 992	6 947 594	
21	7 675 893	7 303 283	
22	8 159 774	7 613 833	
23	8 515 355	7 969 803	
24	8 858 769	8 362 439	
25	9 419 301	8 704 579	
26	9 566 993	8 941 756	
27	9 896 762	9 125 492	
28	10 241 504	9 477 731	
29	10 569 308	9 677 828	
30	10 890 707	9 953 176	
31	11 151 413	10 229 968	
32	11 466 842	10 437 495	
33	11 587 759	10 869 377	
34	11 822 247	11 299 746	
35	12 132 473	11 557 692	
36	12 450 048	11 859 041	
37	12 727 062	12 265 402	
38	12 966 822	12 449 267	
39	13 306 973	12 689 449	
40	13 715 654	12 985 900	
41	14 187 869	13 307 730	
42	14 331 891	13 753 773	
43	14 573 244	14 043 519	
44	14 912 332	14 240 168	
45	15 462 936	14 769 629	
46	15 842 878	14 987 769	
47	16 100 938	15 296 602	
48	16 500 213	15 556 861	
49	16 956 029	15 947 153	
50	17 419 212	16 183 501	
51	17 694 139	16 499 801	
52	17 930 669	16 664 018	
53	18 080 765	16 913 560	

Rapeseed meal			
week	2019/20	2020/21	2021/22
1	8809	2517	787
2	8 988	4 198	7 298
3	12 171	12 303	21 470
4	17 247	15 713	34 693
5	22 264	23 499	45 580
6	28 374	28 772	53 973
7	33 463	31 119	83 852
8	51 416	33 891	
9	65 495	48 922	
10	80 547	67 123	
11	93 319	71 166	
12	104 068	79 202	
13	116 020	86 934	
14	132 223	108 011	
15	142 981	122 229	
16	149 151	133 128	
17	153 946	138 726	
18	157 602	153 843	
19	162 657	160 494	
20	166 354	165 189	
21	176 169	181 101	
22	181 919	184 631	
23	183 507	195 504	
24	186 166	196 660	
25	193 184	198 505	
26	197 518	211 655	
27	199 302	212 980	
28	200 915	222 791	
29	208 460	228 456	
30	212 525	238 662	
31	216 367	250 529	
32	228 814	254 697	
33	232 933	266 349	
34	238 363	269 357	
35	242 516	274 850	
36	246 408	285 303	
37	253 354	289 402	
38	259 666	296 629	
39	264 742	310 251	
40	265 826	320 236	
41	268 878	329 834	
42	281 254	334 269	
43	291 466	344 708	
44	292 264	354 708	
45	296 491	363 269	
46	301 386	373 321	
47	305 170	377 747	
48	312 787	392 085	
49	315 656	399 025	
50	323 502	406 617	
51	328 352	416 556	
52	334 143	422 610	
53	334 706	431 551	

Sunflowerseed meal			
week	2019/20	2020/21	2021/22
1	63280	35885	25671
2	138 678	94 071	78 648
3	205 783	157 119	84 340
4	289 328	195 625	100 309
5	347 171	227 778	169 836
6	383 784	269 888	197 243
7	423 921	313 975	207 192
8	478 707	351 413	
9	507 084	405 908	
10	547 535	440 182	
11	596 511	462 890	
12	641 178	484 228	
13	662 601	500 761	
14	697 210	548 793	
15	723 278	564 030	
16	765 359	620 328	
17	804 475	658 886	
18	864 733	712 979	
19	919 967	778 803	
20	978 020	804 815	
21	1 045 033	864 744	
22	1 127 407	919 876	
23	1 180 564	1 009 715	
24	1 229 300	1 064 272	
25	1 312 298	1 127 767	
26	1 407 890	1 201 987	
27	1 459 246	1 245 777	
28	1 513 869	1 311 093	
29	1 564 617	1 357 469	
30	1 635 839	1 413 045	
31	1 712 545	1 498 948	
32	1 763 303	1 585 365	
33	1 845 200	1 655 246	
34	1 915 985	1 710 523	
35	2 003 837	1 749 879	
36	2 076 984	1 809 579	
37	2 134 051	1 846 958	
38	2 218 191	1 922 340	
39	2 275 592	2 033 466	
40	2 341 476	2 088 770	
41	2 413 028	2 130 564	
42	2 484 027	2 187 490	
43	2 597 276	2 262 120	
44	2 670 900	2 298 950	
45	2 782 796	2 339 417	
46	2 847 492	2 370 972	
47	2 884 017	2 487 796	
48	2 972 159	2 522 661	
49	3 043 941	2 585 242	
50	3 116 769	2 612 494	
51	3 179 278	2 655 607	
52	3 229 235	2 710 876	
53	3 249 606	2 727 943	



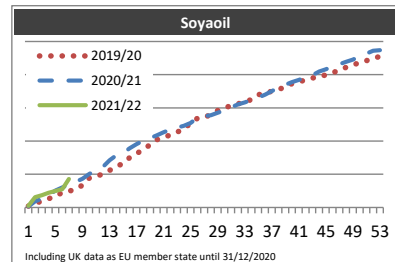
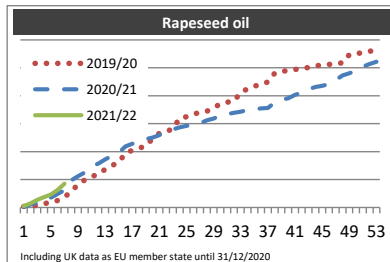
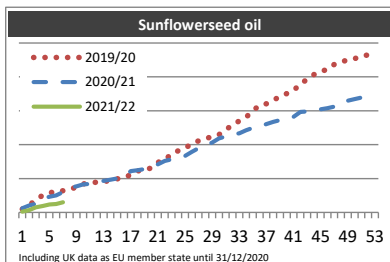
Week 1 to 7 from 01/07/2021 to 15/08/2021

(tonnes)

Sunflowerseed oil			
week	2019/20	2020/21	2021/22
1	48238	61274	11251
2	106 583	99 767	32 813
3	178 148	127 510	76 483
4	254 918	206 284	95 134
5	287 404	233 077	116 253
6	312 656	250 043	123 457
7	321 057	300 503	149 785
8	343 200	369 020	
9	370 265	384 067	
10	420 312	412 657	
11	432 280	419 245	
12	448 255	432 728	
13	454 730	467 867	
14	472 311	483 678	
15	494 694	502 637	
16	515 889	525 811	
17	553 957	608 046	
18	610 372	622 687	
19	640 136	639 838	
20	652 087	688 166	
21	740 947	711 439	
22	768 472	758 515	
23	866 554	780 953	
24	909 861	806 057	
25	949 483	833 253	
26	1 013 250	893 646	
27	1 056 260	949 840	
28	1 083 126	987 424	
29	1 123 396	1 031 230	
30	1 146 254	1 091 208	
31	1 220 653	1 122 886	
32	1 294 806	1 154 310	
33	1 348 968	1 166 934	
34	1 403 927	1 212 062	
35	1 501 435	1 249 316	
36	1 580 030	1 266 986	
37	1 605 252	1 302 456	
38	1 656 906	1 335 259	
39	1 710 581	1 363 659	
40	1 752 245	1 388 295	
41	1 795 294	1 411 360	
42	1 905 177	1 484 176	
43	1 960 609	1 488 703	
44	2 035 398	1 503 541	
45	2 083 766	1 520 999	
46	2 109 487	1 539 610	
47	2 184 055	1 560 711	
48	2 218 574	1 579 453	
49	2 251 858	1 650 132	
50	2 269 838	1 672 269	
51	2 307 210	1 693 982	
52	2 322 724	1 712 108	
53	2 336 017	1 720 769	

Rapeseed oil			
week	2019/20	2020/21	2021/22
1	1712	1175	2571
2	2 815	5 573	7 525
3	3 928	8 591	13 605
4	6 523	10 444	18 317
5	9 599	17 557	23 218
6	12 589	24 336	31 511
7	19 294	30 856	42 523
8	27 316	48 618	
9	42 334	55 911	
10	49 283	62 685	
11	55 079	73 567	
12	59 497	78 739	
13	68 341	86 113	
14	74 845	92 598	
15	80 516	98 040	
16	97 591	109 291	
17	102 350	114 035	
18	106 372	117 987	
19	109 618	122 604	
20	123 778	125 079	
21	132 867	129 502	
22	135 764	136 799	
23	140 973	139 954	
24	160 048	143 540	
25	162 335	146 233	
26	166 975	148 025	
27	170 236	151 098	
28	172 314	156 194	
29	178 270	159 051	
30	185 664	164 571	
31	188 504	167 134	
32	190 263	169 413	
33	206 809	171 656	
34	212 045	174 532	
35	217 297	175 666	
36	220 235	177 221	
37	224 978	178 364	
38	240 234	188 050	
39	243 632	192 873	
40	245 436	195 763	
41	246 954	201 352	
42	249 055	206 042	
43	250 693	211 884	
44	253 248	215 621	
45	255 312	217 750	
46	256 168	220 910	
47	257 612	228 230	
48	258 893	236 421	
49	273 386	240 303	
50	275 618	245 042	
51	277 217	252 189	
52	279 710	257 045	
53	280 672	260 943	

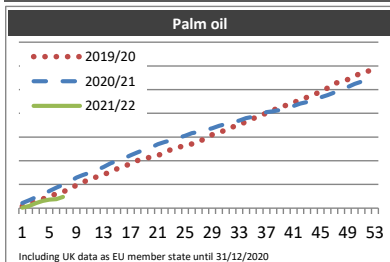
Soyaoil			
week	2019/20	2020/21	2021/22
1	4147	3142	4919
2	12 459	18 365	31 127
3	18 818	26 725	36 777
4	26 165	37 959	44 282
5	33 813	51 088	49 903
6	44 973	60 397	54 969
7	49 335	68 736	85 796
8	55 237	77 396	
9	67 074	86 162	
10	88 377	101 124	
11	94 468	112 405	
12	100 395	121 536	
13	111 802	142 066	
14	123 655	156 883	
15	132 489	164 181	
16	150 585	178 523	
17	161 892	190 536	
18	174 553	201 258	
19	188 590	209 001	
20	203 955	217 547	
21	211 727	226 999	
22	217 922	234 614	
23	227 309	240 806	
24	235 150	245 739	
25	254 445	254 908	
26	268 343	270 369	
27	270 511	274 960	
28	280 226	278 003	
29	291 811	285 196	
30	301 038	292 414	
31	305 822	301 866	
32	312 268	310 194	
33	316 523	316 582	
34	325 590	323 566	
35	339 611	330 955	
36	343 007	339 843	
37	350 384	350 402	
38	356 018	360 894	
39	363 184	369 981	
40	373 351	377 655	
41	378 385	384 515	
42	384 152	392 287	
43	389 822	398 158	
44	394 768	409 755	
45	399 178	416 083	
46	406 218	424 795	
47	412 792	431 271	
48	422 133	438 649	
49	429 766	445 309	
50	435 985	455 197	
51	442 456	463 727	
52	448 909	471 831	
53	455 078	473 859	



Week 1 to 7 from 01/07/2021 to 15/08/2021

(tonnes)

Palm oil			
week	2019/20	2020/21	2021/22
1	80388	89490	20854
2	169 348	214 613	94 250
3	297 777	335 253	211 362
4	382 301	465 888	306 299
5	518 719	567 372	360 874
6	594 942	723 520	382 519
7	673 468	865 803	473 682
8	839 409	985 514	
9	966 235	1 126 309	
10	1 099 656	1 293 478	
11	1 231 944	1 405 815	
12	1 317 933	1 499 626	
13	1 435 815	1 606 954	
14	1 515 758	1 737 741	
15	1 660 458	1 891 987	
16	1 760 345	1 997 148	
17	1 889 246	2 101 959	
18	2 004 488	2 230 820	
19	2 103 809	2 352 967	
20	2 149 983	2 466 587	
21	2 223 389	2 555 917	
22	2 342 097	2 698 317	
23	2 481 037	2 787 257	
24	2 559 718	2 866 567	
25	2 654 900	2 964 124	
26	2 710 810	3 047 895	
27	2 795 901	3 163 615	
28	2 948 844	3 206 375	
29	3 096 754	3 297 309	
30	3 193 274	3 373 169	
31	3 290 071	3 469 983	
32	3 426 250	3 549 118	
33	3 504 860	3 615 761	
34	3 649 406	3 694 461	
35	3 775 421	3 797 997	
36	3 877 603	3 857 461	
37	4 014 711	3 946 782	
38	4 126 188	4 052 716	
39	4 290 051	4 090 016	
40	4 335 619	4 141 021	
41	4 466 829	4 214 812	
42	4 546 454	4 309 849	
43	4 685 243	4 416 572	
44	4 777 741	4 477 633	
45	4 934 705	4 586 670	
46	5 066 044	4 676 123	
47	5 255 981	4 761 950	
48	5 333 314	4 878 682	
49	5 422 858	5 009 122	
50	5 566 611	5 106 134	
51	5 709 505	5 237 022	
52	5 785 801	5 333 095	
53	5 826 917	5 378 976	



Week 1 to 7 from 01/07/2021 to 15/08/2021

Summary

Export (tonnes)	Soyabeans	Rapeseed	Sunflower-seed	Soyameal	Rapeseed meal	Sunflower-seed meal	Soyaoil	Rapeseed oil	Sunflower-seed oil	Palm oil
BE	1 215	2	43	1 618			1 492	9 258	3 333	228
BG			18 388		253	58 723		4	17 831	86
CZ		1						40	84	
DK	47	105	10	221	134		61	2 354	6	1 741
DE	358	1 005	194	22 010	27 510	7 273	3 332	4 789	2 490	5 221
EE			1				28	95	141	
IE		464								
EL			30	5 345	77	52	64	166	285	355
ES		17 901	85	5 000	95		60 849	1 047	10 467	315
FR	906	32 054	627	25	8 404	841	4 087	20 213	8 451	
HR	50	2 111	21	225	51	25		206	540	64
IT							81	4	34	
CY									6	
LV		28 069	1		5 194					
LT		16 278	5	11 111	4 539			47	2	
LU										
HU		198	9	147	49	2 257		162	6 099	
MT										
NL	73	11 085	518	46 121		4 523	31 572	3 742	4 648	14 784
AT	149	184	117	1 689	1 396	290	50	487	616	21
PL		2 246	31	1 145	3 161		55	601	150	28
PT			1	379	55	100	8 373		898	6
RO		1 202	82	8 037	23 591	318		117	3 222	1
SI								630	13	
SK										
FI					3 200			43	2	
SE		100	230		6 679		187	2 062	253	1 949
XI										
EU*	2 799	113 003	20 393	103 073	84 388	74 402	110 232	46 065	59 573	24 800

* The United Kingdom is no longer a Member State of the European Union, however until the end of the transition period it was still a part of the EU Customs Union. Due to the absence of intra-trade data in the surveillance system, the totals of the EU trade data therefore also include the UK data until 31/12/2020. The data as of 1/1/2021 is therefore not comparable with the data until 31/12/2020.

Top 5 export destinations* - Marketing Year 2021/22 (update of 15/08/2021)

Soyabeans		
Destination	tonnes	share
United Kingdom	1 147	41.0%
Switzerland	1 011	36.1%
Taiwan	173	6.2%
Hong Kong	104	3.7%
Gabon	97	3.5%

Rapeseed		
Destination	tonnes	share
United Kingdom	104 986	92.9%
Bosnia and Herzegovina	3 158	2.8%
Norway	2 338	2.1%
Ukraine	1 060	0.9%
	377	0.3%

Sunflowerseed		
Destination	tonnes	share
United Kingdom	5 766	28.3%
United States of America	4 742	23.3%
China	3 445	16.9%
Afghanistan	3 050	15.0%
Norway	949	4.7%

Soyameal		
Destination	tonnes	share
United Kingdom	41 939	40.7%
Switzerland	12 391	12.0%
India	12 306	11.9%
Uzbekistan	9 629	9.3%
Moldova	5 302	5.1%

Rapeseed meal		
Destination	tonnes	share
Switzerland	30 965	36.7%
Norway	19 612	23.2%
Morocco	18 439	21.9%

Sunflowerseed meal		
Destination	tonnes	share
Serbia	50 633	68.1%
Norway	5 700	7.7%
United Kingdom	5 523	7.4%
Egypt	4 499	6.0%
Turkey	3 250	4.4%

Sunflowerseed oil		
Destination	tonnes	share
United Kingdom	18 495	31.0%
Egypt	10 015	16.8%
Morocco	6 345	10.7%
United Arab Emirates	2 425	4.1%
Bosnia and Herzegovina	1 985	3.3%

Rapeseed oil		
Destination	tonnes	share
China	16 154	35.1%
Norway	13 817	30.0%
United Kingdom	5 482	11.9%
Israel	3 594	7.8%
Switzerland	1 565	3.4%

Soyaoil		
Destination	tonnes	share
Morocco	34 851	31.6%
United Kingdom	32 798	29.8%
Algeria	25 906	23.5%
South Africa	6 001	5.4%
Angola	2 545	2.3%

Palm oil		
Destination	tonnes	share
United Kingdom	15 507	62.5%
Switzerland	3 104	12.5%
Russia	1 976	8.0%
Uruguay	899	3.6%
Serbia	745	3.0%

* The United Kingdom is no longer a Member State of the European Union, however until the end of the transition period it was still a part of the EU Customs Union. Due to the absence of intra-trade data in the surveillance system, the totals of the EU trade data therefore also include the UK data until 31/12/2020. The data as of 1/1/2021 is therefore not comparable with the data until 31/12/2020.

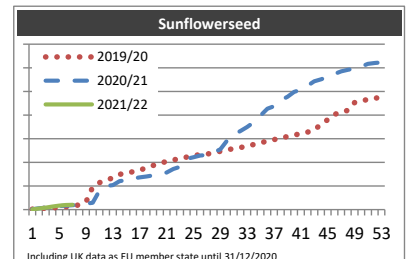
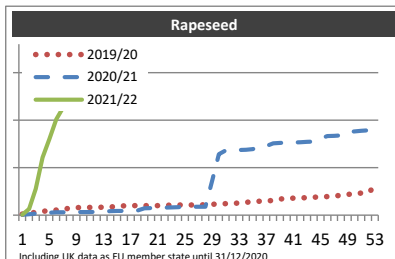
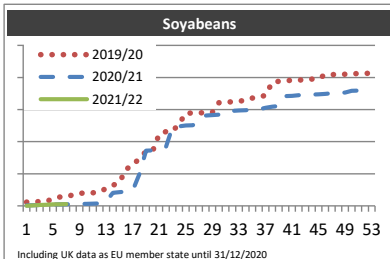
Week 1 to 7 from 01/07/2021 to 15/08/2021

(tonnes)

Soyabeans			
week	2019/20	2020/21	2021/22
1	5 842	730	170
2	6 554	1 194	806
3	6 665	1 430	1 297
4	6 786	1 671	1 714
5	11 525	2 067	2 279
6	13 880	2 353	2 559
7	13 997	2 567	2 799
8	17 058	2 884	
9	19 528	3 011	
10	19 875	3 117	
11	20 355	3 321	
12	22 139	3 925	
13	27 193	7 269	
14	31 870	20 230	
15	36 878	21 185	
16	57 558	22 221	
17	62 598	23 959	
18	74 512	49 652	
19	84 604	85 883	
20	85 246	86 365	
21	112 132	90 801	
22	115 725	91 468	
23	116 342	123 174	
24	128 104	123 952	
25	144 495	125 381	
26	144 543	125 680	
27	144 853	128 876	
28	145 256	140 791	
29	145 509	141 409	
30	160 782	141 962	
31	161 645	142 850	
32	162 211	147 799	
33	163 064	148 523	
34	164 579	149 112	
35	168 048	149 836	
36	168 913	150 521	
37	172 245	152 854	
38	192 223	154 445	
39	194 039	155 586	
40	194 803	171 134	
41	195 610	171 498	
42	195 878	172 283	
43	196 929	172 885	
44	197 422	173 329	
45	198 072	173 852	
46	204 214	174 536	
47	204 463	175 488	
48	204 925	176 062	
49	205 209	176 559	
50	205 595	179 083	
51	206 107	179 688	
52	206 410	180 134	
53	206 515	180 316	

Rapeseed			
week	2019/20	2020/21	2021/22
1	1 123	391	490
2	1 955	1 006	6 538
3	3 050	1 661	27 715
4	4 088	2 205	60 814
5	4 859	2 673	80 339
6	5 291	2 984	100 896
7	5 612	3 118	113 003
8	7 781	3 147	
9	7 975	3 228	
10	8 081	3 279	
11	8 127	3 372	
12	8 194	3 439	
13	8 275	3 665	
14	8 392	4 297	
15	9 766	4 372	
16	9 839	4 469	
17	9 966	4 567	
18	9 986	4 928	
19	9 987	7 222	
20	10 008	7 406	
21	10 125	7 483	
22	10 377	7 869	
23	10 455	8 156	
24	10 672	8 437	
25	10 745	8 773	
26	10 745	8 811	
27	10 791	8 835	
28	11 037	8 891	
29	11 435	36 531	
30	11 810	64 150	
31	12 154	68 229	
32	12 390	68 423	
33	12 783	68 650	
34	13 496	68 734	
35	14 161	69 472	
36	14 558	72 634	
37	15 129	72 712	
38	15 478	75 680	
39	16 951	76 147	
40	17 484	76 276	
41	17 852	76 503	
42	18 156	76 685	
43	18 441	77 093	
44	18 843	77 434	
45	19 214	80 625	
46	19 612	83 303	
47	19 829	83 532	
48	21 108	84 045	
49	21 808	87 625	
50	22 300	88 180	
51	23 256	88 795	
52	23 968	89 203	
53	29 703	92 657	

Sunflowerseed			
week	2019/20	2020/21	2021/22
1	1 984	1 753	1 194
2	3 674	5 401	4 581
3	5 504	8 174	8 366
4	7 832	11 769	13 178
5	9 591	14 548	17 021
6	12 139	16 519	19 732
7	14 028	18 600	20 393
8	20 609	20 193	
9	32 898	24 761	
10	95 658	28 606	
11	113 822	80 140	
12	126 493	99 508	
13	134 072	103 653	
14	149 891	120 793	
15	153 339	124 691	
16	161 099	131 930	
17	166 857	136 506	
18	176 895	140 306	
19	187 003	144 806	
20	194 185	149 841	
21	204 762	157 165	
22	210 515	171 585	
23	216 059	180 941	
24	222 111	214 724	
25	229 437	221 068	
26	231 597	228 870	
27	234 560	230 808	
28	240 952	242 158	
29	246 653	254 708	
30	252 984	291 716	
31	257 936	317 448	
32	262 991	332 641	
33	268 788	349 765	
34	275 415	370 061	
35	281 983	397 599	
36	290 987	427 429	
37	296 261	437 069	
38	302 866	462 392	
39	309 322	477 600	
40	315 187	498 184	
41	321 950	507 152	
42	328 372	523 972	
43	335 135	543 085	
44	362 373	550 942	
45	379 936	561 323	
46	403 525	574 186	
47	409 588	584 624	
48	420 359	591 030	
49	453 539	596 935	
50	459 744	605 625	
51	466 003	616 255	
52	472 113	620 483	
53	473 427	622 723	



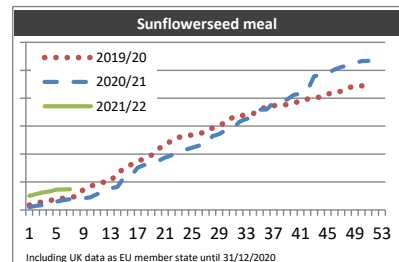
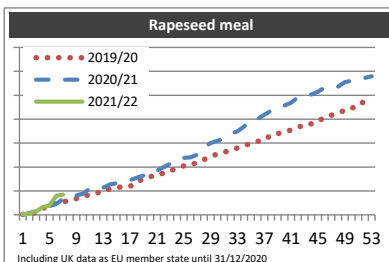
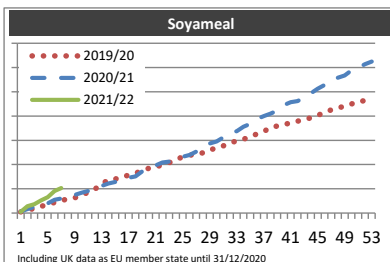
Week 1 to 7 from 01/07/2021 to 15/08/2021

(tonnes)

Soyameal			
week	2019/20	2020/21	2021/22
1	4 873	6 588	5 225
2	11 666	16 524	28 067
3	18 790	25 894	36 254
4	27 537	34 125	52 278
5	35 821	40 168	65 561
6	43 982	54 923	91 337
7	50 339	59 881	103 073
8	60 153	65 555	
9	63 302	74 647	
10	73 539	84 143	
11	86 007	90 840	
12	99 546	96 270	
13	119 510	111 757	
14	137 378	121 785	
15	140 209	128 705	
16	150 228	138 851	
17	155 492	145 293	
18	165 111	151 413	
19	173 933	172 040	
20	184 804	182 097	
21	188 597	196 445	
22	199 988	208 816	
23	207 234	212 414	
24	220 953	221 318	
25	231 457	232 155	
26	238 720	239 221	
27	242 038	253 495	
28	249 000	272 709	
29	260 918	287 084	
30	267 017	295 205	
31	276 559	311 457	
32	288 718	328 700	
33	297 501	338 047	
34	304 292	356 268	
35	316 083	367 970	
36	326 061	387 906	
37	336 248	399 581	
38	353 299	409 532	
39	358 900	422 087	
40	366 158	445 323	
41	370 871	456 913	
42	378 866	462 012	
43	385 760	477 536	
44	392 842	493 985	
45	402 304	512 577	
46	414 965	527 916	
47	425 352	549 074	
48	432 997	558 163	
49	441 041	567 668	
50	449 501	587 911	
51	459 396	600 455	
52	463 824	614 136	
53	469 180	624 676	

Rapeseed meal			
week	2019/20	2020/21	2021/22
1	1 935	416	2 601
2	6 382	7 928	4 583
3	8 516	15 462	14 864
4	26 921	28 928	32 853
5	38 540	35 988	39 839
6	49 175	46 151	80 263
7	55 769	65 723	84 388
8	57 481	79 206	
9	68 220	80 913	
10	75 444	89 058	
11	85 245	110 024	
12	89 529	110 802	
13	103 102	113 551	
14	106 947	127 316	
15	115 503	132 228	
16	116 685	140 919	
17	119 388	145 066	
18	138 353	155 468	
19	149 887	164 336	
20	160 313	183 807	
21	164 893	185 171	
22	175 566	199 330	
23	184 883	214 083	
24	194 288	231 331	
25	204 723	238 413	
26	207 162	240 193	
27	220 978	251 809	
28	230 570	282 818	
29	244 919	299 957	
30	254 081	309 582	
31	262 415	317 399	
32	269 039	339 677	
33	279 778	349 022	
34	288 772	369 621	
35	299 602	395 822	
36	307 340	400 489	
37	312 554	418 119	
38	334 220	435 484	
39	340 356	443 619	
40	344 249	457 285	
41	355 946	469 484	
42	364 780	491 486	
43	378 908	494 927	
44	380 497	503 170	
45	396 406	514 211	
46	402 887	532 870	
47	416 309	535 537	
48	426 961	536 905	
49	436 419	555 520	
50	443 028	560 822	
51	466 033	564 798	
52	471 315	572 939	
53	481 054	579 232	

Sunflowerseed meal			
week	2019/20	2020/21	2021/22
1	5 295	1 272	50 378
2	8 620	9 284	56 657
3	17 506	10 012	62 078
4	24 339	14 992	66 538
5	28 941	17 595	72 560
6	33 181	29 147	73 754
7	40 242	30 035	74 402
8	41 801	34 717	
9	44 273	38 885	
10	49 033	41 099	
11	74 403	41 847	
12	84 027	44 973	
13	94 603	56 767	
14	99 358	65 493	
15	102 713	77 186	
16	133 409	82 252	
17	147 294	118 173	
18	161 955	121 060	
19	172 140	151 712	
20	185 981	161 265	
21	196 087	168 078	
22	216 756	175 169	
23	237 217	187 485	
24	246 177	196 314	
25	259 761	207 363	
26	264 265	215 463	
27	269 054	223 246	
28	273 000	230 252	
29	279 925	233 354	
30	293 378	263 721	
31	304 374	271 808	
32	311 852	286 309	
33	331 639	290 123	
34	335 014	316 104	
35	341 998	325 530	
36	344 683	331 948	
37	357 384	359 033	
38	371 218	359 843	
39	373 000	383 851	
40	375 237	389 937	
41	377 431	395 340	
42	384 783	411 854	
43	387 664	416 402	
44	396 680	426 758	
45	402 631	478 182	
46	404 003	484 598	
47	416 204	489 223	
48	417 993	502 400	
49	425 479	511 670	
50	437 107	517 892	
51	443 250	525 791	
52	444 552	532 855	
53	444 906	533 581	



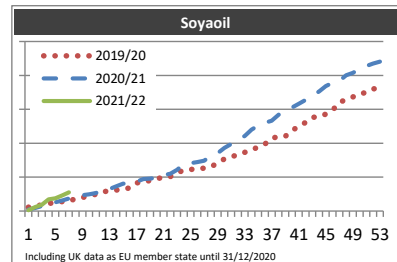
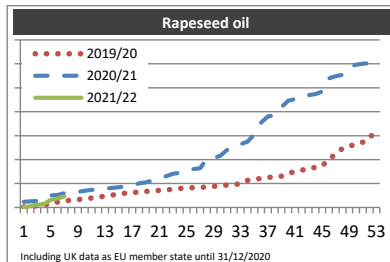
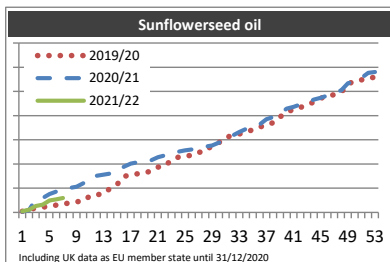
Week 1 to 7 from 01/07/2021 to 15/08/2021

(tonnes)

Sunflowerseed oil			
week	2019/20	2020/21	2021/22
1	4 565	3 133	4 804
2	12 462	9 354	10 939
3	17 698	54 568	26 857
4	21 780	58 982	31 743
5	25 141	75 673	49 266
6	30 603	85 981	53 786
7	35 024	96 855	59 573
8	39 646	101 177	
9	43 865	105 964	
10	47 828	120 146	
11	68 332	123 143	
12	72 847	151 839	
13	77 040	155 973	
14	100 151	160 767	
15	116 943	165 716	
16	149 168	188 518	
17	155 604	202 107	
18	159 701	207 079	
19	163 266	210 595	
20	170 807	215 503	
21	187 583	228 445	
22	191 731	235 586	
23	216 379	240 872	
24	228 136	250 976	
25	233 230	256 142	
26	235 213	259 886	
27	248 006	268 074	
28	252 093	271 767	
29	277 435	276 509	
30	288 881	288 774	
31	309 394	299 076	
32	318 102	317 821	
33	324 052	331 806	
34	331 391	344 715	
35	342 528	354 855	
36	353 117	363 479	
37	359 526	385 318	
38	371 088	394 315	
39	395 077	410 174	
40	412 111	429 033	
41	426 930	436 451	
42	433 772	446 749	
43	446 487	454 043	
44	455 510	466 179	
45	471 501	473 427	
46	481 064	482 407	
47	486 542	496 998	
48	495 387	503 660	
49	530 204	534 227	
50	543 039	539 142	
51	547 601	556 168	
52	556 047	576 905	
53	558 002	580 224	

Rapeseed oil			
week	2019/20	2020/21	2021/22
1	2 617	23 848	1 475
2	4 660	25 773	5 091
3	6 653	27 461	11 744
4	8 953	40 983	14 480
5	19 949	50 315	32 256
6	22 448	52 636	37 718
7	27 710	59 429	46 065
8	30 437	61 995	
9	32 490	65 203	
10	36 946	70 299	
11	39 742	73 132	
12	42 275	75 794	
13	48 644	78 373	
14	51 390	81 820	
15	57 293	84 318	
16	59 989	87 401	
17	62 614	91 278	
18	64 185	101 650	
19	67 054	104 868	
20	69 232	112 952	
21	71 706	123 791	
22	73 901	130 615	
23	76 116	140 578	
24	79 527	144 369	
25	81 797	155 243	
26	82 412	159 917	
27	83 313	164 401	
28	85 393	203 671	
29	88 508	206 781	
30	91 074	216 874	
31	93 432	240 145	
32	95 909	246 374	
33	99 216	264 115	
34	113 115	275 647	
35	115 194	305 625	
36	122 601	355 272	
37	125 651	380 915	
38	128 687	385 067	
39	131 015	419 465	
40	142 929	446 242	
41	150 542	452 505	
42	156 387	455 683	
43	159 470	469 510	
44	168 485	473 680	
45	173 381	484 020	
46	202 249	539 231	
47	222 721	548 701	
48	246 787	554 546	
49	257 136	586 625	
50	262 753	596 932	
51	272 562	600 235	
52	299 777	602 946	
53	300 859	622 807	

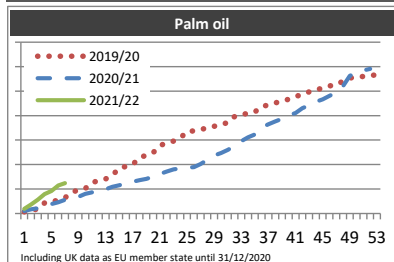
Soyaoil			
week	2019/20	2020/21	2021/22
1	22 738	8 643	4 854
2	27 528	18 441	22 975
3	37 418	30 147	38 118
4	45 530	32 525	69 378
5	47 786	52 210	75 916
6	56 394	62 820	92 812
7	57 767	74 155	110 232
8	73 484	83 069	
9	79 579	93 380	
10	91 605	98 324	
11	98 274	106 757	
12	113 663	125 782	
13	120 128	130 706	
14	123 610	145 865	
15	128 784	161 628	
16	136 630	163 581	
17	166 218	173 561	
18	168 250	188 130	
19	180 719	191 406	
20	192 062	196 821	
21	195 968	211 640	
22	203 127	220 282	
23	223 399	243 321	
24	242 253	276 748	
25	245 062	282 048	
26	250 896	288 856	
27	253 141	296 630	
28	260 871	324 895	
29	283 252	341 719	
30	307 349	372 534	
31	318 349	395 987	
32	333 794	421 913	
33	345 749	442 131	
34	360 168	480 064	
35	377 319	503 301	
36	395 238	520 466	
37	429 161	532 811	
38	438 658	568 071	
39	441 440	589 291	
40	474 439	610 720	
41	501 566	633 269	
42	521 929	654 886	
43	551 765	679 843	
44	557 690	706 048	
45	571 871	737 517	
46	594 562	757 251	
47	641 004	767 029	
48	657 819	801 316	
49	673 557	814 616	
50	690 878	838 882	
51	699 719	856 213	
52	720 461	870 453	
53	726 906	881 304	



Week 1 to 7 from 01/07/2021 to 15/08/2021

(tonnes)

Palm oil			
week	2019/20	2020/21	2021/22
1	1 315	367	3 815
2	2 649	2 017	7 390
3	3 629	3 467	11 300
4	8 590	4 394	15 861
5	9 748	6 343	18 459
6	10 901	7 810	22 815
7	12 853	9 270	24 800
8	17 435	11 090	
9	19 077	12 200	
10	20 335	13 685	
11	25 461	16 112	
12	26 663	17 285	
13	28 319	18 498	
14	31 159	19 767	
15	37 119	21 756	
16	38 488	23 092	
17	40 047	24 771	
18	45 620	25 960	
19	47 703	27 154	
20	49 603	28 354	
21	55 587	30 194	
22	57 471	32 240	
23	59 169	34 272	
24	61 561	36 012	
25	67 142	36 779	
26	67 506	37 501	
27	68 556	37 903	
28	69 988	40 326	
29	71 277	43 783	
30	72 928	47 470	
31	74 132	49 473	
32	79 214	51 993	
33	80 710	55 072	
34	81 842	59 210	
35	82 913	62 236	
36	87 587	64 672	
37	88 622	70 407	
38	90 383	72 854	
39	91 735	75 269	
40	93 441	77 355	
41	95 712	80 333	
42	97 216	82 167	
43	99 388	86 115	
44	101 299	88 368	
45	102 360	91 324	
46	104 383	93 367	
47	105 003	96 124	
48	108 260	98 851	
49	110 703	104 138	
50	111 225	112 569	
51	112 056	114 454	
52	113 002	116 857	
53	113 107	118 188	



Calendar of Marketing Year weeks

Week	2019/20		2020/21		2021/22	
	Start	End	Start	End	Start	End
1	01-07-2019	07-07-2019	01-07-2020	05-07-2020	01-07-2021	04-07-2021
2	08-07-2019	14-07-2019	06-07-2020	12-07-2020	05-07-2021	11-07-2021
3	15-07-2019	21-07-2019	13-07-2020	19-07-2020	12-07-2021	18-07-2021
4	22-07-2019	28-07-2019	20-07-2020	26-07-2020	19-07-2021	25-07-2021
5	29-07-2019	04-08-2019	27-07-2020	02-08-2020	26-07-2021	01-08-2021
6	05-08-2019	11-08-2019	03-08-2020	09-08-2020	02-08-2021	08-08-2021
7	12-08-2019	18-08-2019	10-08-2020	16-08-2020	09-08-2021	15-08-2021
8	19-08-2019	25-08-2019	17-08-2020	23-08-2020	16-08-2021	22-08-2021
9	26-08-2019	01-09-2019	24-08-2020	30-08-2020	23-08-2021	29-08-2021
10	02-09-2019	08-09-2019	31-08-2020	06-09-2020	30-08-2021	05-09-2021
11	09-09-2019	15-09-2019	07-09-2020	13-09-2020	06-09-2021	12-09-2021
12	16-09-2019	22-09-2019	14-09-2020	20-09-2020	13-09-2021	19-09-2021
13	23-09-2019	29-09-2019	21-09-2020	27-09-2020	20-09-2021	26-09-2021
14	30-09-2019	06-10-2019	28-09-2020	04-10-2020	27-09-2021	03-10-2021
15	07-10-2019	13-10-2019	05-10-2020	11-10-2020	04-10-2021	10-10-2021
16	14-10-2019	20-10-2019	12-10-2020	18-10-2020	11-10-2021	17-10-2021
17	21-10-2019	27-10-2019	19-10-2020	25-10-2020	18-10-2021	24-10-2021
18	28-10-2019	03-11-2019	26-10-2020	01-11-2020	25-10-2021	31-10-2021
19	04-11-2019	10-11-2019	02-11-2020	08-11-2020	01-11-2021	07-11-2021
20	11-11-2019	17-11-2019	09-11-2020	15-11-2020	08-11-2021	14-11-2021
21	18-11-2019	24-11-2019	16-11-2020	22-11-2020	15-11-2021	21-11-2021
22	25-11-2019	01-12-2019	23-11-2020	29-11-2020	22-11-2021	28-11-2021
23	02-12-2019	08-12-2019	30-11-2020	06-12-2020	29-11-2021	05-12-2021
24	09-12-2019	15-12-2019	07-12-2020	13-12-2020	06-12-2021	12-12-2021
25	16-12-2019	22-12-2019	14-12-2020	20-12-2020	13-12-2021	19-12-2021
26	23-12-2019	29-12-2019	21-12-2020	27-12-2020	20-12-2021	26-12-2021
27	30-12-2019	05-01-2020	28-12-2020	03-01-2021	27-12-2021	02-01-2022
28	06-01-2020	12-01-2020	04-01-2021	10-01-2021	03-01-2022	09-01-2022
29	13-01-2020	19-01-2020	11-01-2021	17-01-2021	10-01-2022	16-01-2022
30	20-01-2020	26-01-2020	18-01-2021	24-01-2021	17-01-2022	23-01-2022
31	27-01-2020	02-02-2020	25-01-2021	31-01-2021	24-01-2022	30-01-2022
32	03-02-2020	09-02-2020	01-02-2021	07-02-2021	31-01-2022	06-02-2022
33	10-02-2020	16-02-2020	08-02-2021	14-02-2021	07-02-2022	13-02-2022
34	17-02-2020	23-02-2020	15-02-2021	21-02-2021	14-02-2022	20-02-2022
35	24-02-2020	01-03-2020	22-02-2021	28-02-2021	21-02-2022	27-02-2022
36	02-03-2020	08-03-2020	01-03-2021	07-03-2021	28-02-2022	06-03-2022
37	09-03-2020	15-03-2020	08-03-2021	14-03-2021	07-03-2022	13-03-2022
38	16-03-2020	22-03-2020	15-03-2021	21-03-2021	14-03-2022	20-03-2022
39	23-03-2020	29-03-2020	22-03-2021	28-03-2021	21-03-2022	27-03-2022
40	30-03-2020	05-04-2020	29-03-2021	04-04-2021	28-03-2022	03-04-2022
41	06-04-2020	12-04-2020	05-04-2021	11-04-2021	04-04-2022	10-04-2022
42	13-04-2020	19-04-2020	12-04-2021	18-04-2021	11-04-2022	17-04-2022
43	20-04-2020	26-04-2020	19-04-2021	25-04-2021	18-04-2022	24-04-2022
44	27-04-2020	03-05-2020	26-04-2021	02-05-2021	25-04-2022	01-05-2022
45	04-05-2020	10-05-2020	03-05-2021	09-05-2021	02-05-2022	08-05-2022
46	11-05-2020	17-05-2020	10-05-2021	16-05-2021	09-05-2022	15-05-2022
47	18-05-2020	24-05-2020	17-05-2021	23-05-2021	16-05-2022	22-05-2022
48	25-05-2020	31-05-2020	24-05-2021	30-05-2021	23-05-2022	29-05-2022
49	01-06-2020	07-06-2020	31-05-2021	06-06-2021	30-05-2022	05-06-2022
50	08-06-2020	14-06-2020	07-06-2021	13-06-2021	06-06-2022	12-06-2022
51	15-06-2020	21-06-2020	14-06-2021	20-06-2021	13-06-2022	19-06-2022
52	22-06-2020	28-06-2020	21-06-2021	27-06-2021	20-06-2022	26-06-2022
53	29-06-2020	30-06-2020	28-06-2021	30-06-2021	27-06-2022	30-06-2022