

In this report the most recent available data for France are until 12/8/2021 and for Italy until 10/9/2021.

As of July 2021 the weekly reports are published on Tuesdays at 16h

#### Trade monitoring through customs surveillance data

The TAXUD surveillance system ("customs surveillance") records and centralizes all trade data (import and exports) directly from the national customs authorities on a daily basis. For each transaction, the stored data contain the information available on the Single Administrative Document (SAD), including the volume and origin of the consignment.

As surveillance system does not include intra-trade data, the UK data as EU partner can't be displayed before 1/1/2021. The data as of 1/1/2021 is therefore not comparable with the data until 31/12/2020.

According to Art.55(2) of Commission Implementing Regulation (EU) 2015/2447, the customs authorities shall provide the Commission at least once a week with data on customs declarations for the goods that have been made subject to surveillance at release for free circulation or at export.

The "customs surveillance" data provide actual and prompt information about the trade (import/export) transaction in terms of volume and origin or destination. The European Commission aims to improve data quality and provide as recent and accurate information as possible. However, Surveillance data are created on the basis of declarations that may be modified, corrected or deleted. Additionally, the legal basis (Regulation (EU) 2015/2447) allows that on specific occasions declaration data may be forwarded with a delay. Therefore, it cannot be guaranteed that information provided is free of errors or that it will not be amended. The European Commission accepts no responsibility with regard to such problems incurred as a result of using these data.

\* The United Kingdom is no longer a Member State of the European Union, however until the end of the transition period it was still a part of the EU Customs Union. Due to the absence of intra-trade data in the surveillance system, the totals of the EU trade data therefore also include the UK data until 31/12/2020. The data as of 1/1/2021 is therefore not comparable with the data until 31/12/2020.

#### Publication of data

This report is published on a weekly basis. In case of a technical issue or another constraint causing delay of the publication, please note that the next upload will be done in the coming days at 12h or 16h.

The data are expressed in quantity of the product itself, unless otherwise stated.  
Below the specifications of the products included in the report.

Product	CN code
Soyabeans	1201 10 00; 1201 90 00
Rapeseed	1205 10 10; 1205 10 90; 1205 90 00
Sunflowerseed	1206 00 10; 1206 00 91; 1206 00 99
Soyameal	2304 00 00
Rapeseed meal	2306 41 00; 2306 49 00
Sunflowerseed meal	2306 30 00
Soyaoil	1507 10 10; 1507 10 90; 1507 90 10; 1507 90 90
Rapeseed oil	1514 11 10; 1514 11 90; 1514 19 10; 1514 19 90; 1514 91 10; 1514 91 90; 1514 99 10; 1514 99 90
Sunflowerseed oil	1512 11 10; 1512 11 91; 1512 11 99; 1512 19 10; 1512 19 90
Palm oil	1511 10 10; 1511 10 90; 1511 90 11; 15119019; 15119091; 15119099

- XI refers to Northern Ireland
- the weekly reference period is from Monday to Sunday

## Cumul of week 1 to 13

	EU*		EU + UK		EU + UK	
	01/07/2021 - 26/09/2021		01/07/2020 - 27/09/2020		01/07/2019 - 29/09/2019	
	Export	Import	Export	Import	Export	Import
(tonnes)						
Soyabeans	9 298	2 967 325	7 269	3 617 651	27 193	3 320 577
Rapeseed	203 736	1 017 122	3 665	1 608 779	8 275	1 928 508
Sunflowerseed	54 671	37 988	103 653	88 232	134 072	80 498
<b>Total seeds</b>	<b>267 705</b>	<b>4 022 435</b>	<b>114 587</b>	<b>5 314 661</b>	<b>169 540</b>	<b>5 329 583</b>
Soyameal	225 087	3 349 074	111 757	4 168 888	119 510	5 002 855
Rapeseed meal	152 124	165 017	113 551	86 934	103 102	116 020
Sunflowerseed meal	145 632	359 382	56 767	500 761	94 603	662 601
<b>Total meals</b>	<b>522 843</b>	<b>3 873 473</b>	<b>282 074</b>	<b>4 756 583</b>	<b>317 215</b>	<b>5 781 476</b>
Soyaoil	267 722	144 208	130 706	142 066	120 128	111 802
Rapeseed oil	91 161	112 109	78 373	86 113	48 644	68 341
Sunflowerseed oil	127 689	321 685	155 973	467 867	77 040	454 881
Palm oil	46 580	1 328 088	18 498	1 606 954	28 319	1 435 815
<b>Total oils</b>	<b>533 153</b>	<b>1 906 091</b>	<b>383 549</b>	<b>2 303 000</b>	<b>274 132</b>	<b>2 070 839</b>
<b>General Total</b>	<b>1 323 700</b>	<b>9 801 998</b>	<b>780 211</b>	<b>12 374 244</b>	<b>760 887</b>	<b>13 181 898</b>

\* The United Kingdom is no longer a Member State of the European Union, however until the end of the transition period it was still a part of the EU Customs Union. Due to the absence of intra-trade data in the surveillance system, the totals of the EU trade data therefore also include the UK data until 31/12/2020. The data as of 1/1/2021 is therefore not comparable with the data until 31/12/2020.

Week 1 to 13 from 01/07/2021 to 26/09/2021

Summary

Import (tonnes)	Soyabeans	Rapeseed	Sunflower-seed	Soyameal	Rapeseed meal	Sunflower-seed meal	Soyaoil	Rapeseed oil	Sunflower-seed oil	Palm oil
BE	58 324	273 476	311	13 032			53	3 397	884	71 783
BG	64	19 774	1 375	795			4 897	9 864	2 824	257
CZ	307	3 503	883	199		93	208	400	1 260	
DK	287	5	328	211 376	605	43 018	12 219	7 805	630	20 583
DE	462 394	245 112	3 628	216 100	12 768	21 388	328	6 229	527	32 645
EE			700	506	547	843		992	634	
IE			5	61 853				21	10	54
EL	42 350		664	112 344	3 188		2 153	2	519	18 723
ES	781 847		10 418	658 808	35 805	27 883	72 726	44	105 881	383 486
FR	78 259	50 528	656	153 598	12 934	45 050	187	57	17 528	11 088
HR	25	908	3	695		242	120	1 587	8 021	2 752
IT	447 121		392	339 148	500	62 033		22	45 259	346 778
CY				19 400			29	75	114	
LV		50	62	500	10 502	7 339	22	9 103	1 448	12
LT	650		89	2 392	22 112	1 766	3 215	14 242	4 466	
LU										
HU	1 127	8 269	1 799	66			1 091		1 735	237
MT							39	1	154	82
NL	891 489	330 080	6 218	568 397	8 261	103 510	367	15 473	76 024	423 515
AT	7	1 074	4			45	94	1 186	4 817	
PL	11 539	47 610	1 659	561 490	19 950	22 988	39 342	38 676	34 807	152
PT	149 503	4 202	45	38 943				2	2 990	1 586
RO	39 532	32 516	8 020	130 761	46		230		860	3 034
SI	730		146	210 413	7 373	16 009	1 208	2 021	6 456	
SK	481	14	44					25	2 494	
FI	1 118			8 565	24 292	2 000	2	38		4
SE	168		261	36 991	4 000	5 175	5 502	4	391	11 315
XI	1		278	2 702	2 132		175	842	952	1
<b>EU*</b>	<b>2 967 325</b>	<b>1 017 122</b>	<b>37 988</b>	<b>3 349 074</b>	<b>165 017</b>	<b>359 382</b>	<b>144 208</b>	<b>112 109</b>	<b>321 685</b>	<b>1 328 088</b>

\* The United Kingdom is no longer a Member State of the European Union, however until the end of the transition period it was still a part of the EU Customs Union. Due to the absence of intra-trade data in the surveillance system, the totals of the EU trade data therefore also include the UK data until 31/12/2020. The data as of 1/1/2021 is therefore not comparable with the data until 31/12/2020.

## Top 5 import origins\* - Marketing Year 2021/22 (update of 26/09/2021)

Soyabeans		
Origin	tonnes	share
Brazil	2 750 024	92.7%
United States of America	116 976	3.9%
Canada	40 263	1.4%
Ukraine	16 618	0.6%
Uruguay	16 522	0.6%

Rapeseed		
Origin	tonnes	share
Ukraine	597 288	58.7%
Australia	287 892	28.3%
Serbia	50 780	5.0%
Moldova	49 233	4.8%
	29 730	2.9%

Sunflowerseed		
Origin	tonnes	share
China	9 340	24.6%
Moldova	5 998	15.8%
United Kingdom	4 581	12.1%
United States of America	3 995	10.5%
Argentina	3 120	8.2%

Soyameal		
Origin	tonnes	share
Argentina	1 551 057	46.3%
Brazil	1 406 583	42.0%
Paraguay	140 585	4.2%
Russia	59 273	1.8%
India	55 560	1.7%

Rapeseed meal		
Origin	tonnes	share
Ukraine	71 227	43.2%
United Kingdom	40 767	24.7%
Russia	31 375	19.0%
Belarus	14 079	8.5%

Sunflowerseed meal		
Origin	tonnes	share
Argentina	165 501	46.1%
Russia	107 379	29.9%
Ukraine	79 040	22.0%
Serbia	6 442	1.8%
Bosnia and Herzegovina	1 021	0.3%

Sunflowerseed oil		
Origin	tonnes	share
Ukraine	290 315	90.2%
Serbia	18 198	5.7%
Bosnia and Herzegovina	2 691	0.8%
United Kingdom	2 579	0.8%
Moldova	2 208	0.7%

Rapeseed oil		
Origin	tonnes	share
Ukraine	46 476	41.5%
Belarus	21 371	19.1%
Russia	14 861	13.3%
United Arab Emirates	9 845	8.8%
Serbia	8 260	7.4%

Soyaoil		
Origin	tonnes	share
Argentina	69 673	48.3%
Ukraine	39 503	27.4%
Russia	12 088	8.4%
Serbia	10 589	7.3%
Norway	10 497	7.3%

Palm oil		
Origin	tonnes	share
Indonesia	620 845	46.7%
Malaysia	274 697	20.7%
Guatemala	127 236	9.6%
Honduras	91 138	6.9%
Papua New Guinea	76 330	5.7%

\* The United Kingdom is no longer a Member State of the European Union, however until the end of the transition period it was still a part of the EU Customs Union. Due to the absence of intra-trade data in the surveillance system, the totals of the EU trade data therefore also include the UK data until 31/12/2020. The data as of 1/1/2021 is therefore not comparable with the data until 31/12/2020.

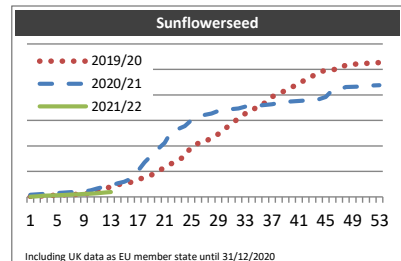
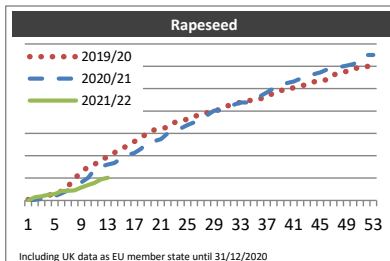
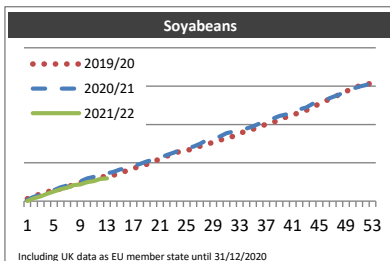
Week 1 to 13 from 01/07/2021 to 26/09/2021

(tonnes)

Soyabeans			
week	2019/20	2020/21	2021/22
1	310023	163413	13968
2	659 958	555 679	355 659
3	945 349	809 177	611 356
4	1 206 069	1 030 274	965 009
5	1 459 821	1 426 359	1 265 287
6	1 599 344	1 791 837	1 533 438
7	1 918 824	2 034 261	1 761 432
8	2 080 718	2 232 628	2 079 950
9	2 430 768	2 589 473	2 193 506
10	2 674 638	2 966 515	2 460 189
11	2 942 766	3 154 630	2 619 963
12	3 069 834	3 416 837	2 888 004
13	3 320 577	3 617 651	2 967 325
14	3 400 305	3 818 988	
15	3 684 034	4 143 949	
16	3 975 223	4 255 378	
17	4 282 801	4 582 823	
18	4 542 592	4 857 846	
19	4 797 713	5 165 400	
20	5 189 273	5 410 281	
21	5 493 024	5 635 100	
22	5 837 209	6 015 529	
23	6 294 102	6 289 050	
24	6 439 558	6 663 950	
25	6 658 597	6 974 129	
26	6 783 844	7 112 780	
27	7 153 195	7 484 302	
28	7 439 728	7 935 739	
29	7 658 418	8 163 629	
30	7 983 799	8 437 642	
31	8 168 745	8 858 852	
32	8 471 219	9 052 857	
33	8 849 052	9 261 716	
34	9 127 667	9 464 262	
35	9 378 265	9 762 308	
36	9 699 943	10 142 271	
37	10 039 587	10 475 975	
38	10 260 376	10 760 859	
39	10 609 179	11 108 560	
40	10 964 545	11 306 858	
41	11 270 664	11 651 814	
42	11 522 310	11 971 555	
43	11 816 886	12 217 072	
44	12 285 278	12 683 530	
45	12 699 528	13 038 246	
46	13 101 564	13 249 847	
47	13 556 222	13 588 007	
48	13 862 947	13 916 072	
49	14 302 368	14 360 915	
50	14 712 851	14 650 343	
51	15 013 397	14 951 099	
52	15 251 772	15 129 722	
53	15 363 646	15 444 835	

Rapeseed			
week	2019/20	2020/21	2021/22
1	37747	2303	1890
2	65 811	30 315	147 372
3	99 835	87 701	185 167
4	229 803	117 612	252 202
5	282 612	191 335	286 826
6	407 773	310 167	418 125
7	633 499	447 212	435 611
8	985 410	634 354	451 018
9	1 255 929	809 917	577 874
10	1 499 678	1 005 715	692 193
11	1 604 669	1 368 635	790 605
12	1 841 860	1 519 996	945 916
13	1 928 508	1 608 779	1 017 122
14	2 136 766	1 675 495	
15	2 274 558	1 870 591	
16	2 466 434	2 045 747	
17	2 632 200	2 116 047	
18	2 781 770	2 302 683	
19	3 030 217	2 575 115	
20	3 161 679	2 653 439	
21	3 210 265	2 741 156	
22	3 279 623	3 000 518	
23	3 482 110	3 101 934	
24	3 568 769	3 226 133	
25	3 633 476	3 375 065	
26	3 775 469	3 495 914	
27	3 798 068	3 654 993	
28	3 926 802	3 816 857	
29	3 959 863	4 020 847	
30	4 113 758	4 021 706	
31	4 234 166	4 086 795	
32	4 271 908	4 278 493	
33	4 400 563	4 385 639	
34	4 468 819	4 386 353	
35	4 469 503	4 450 697	
36	4 553 737	4 666 156	
37	4 625 305	4 836 258	
38	4 818 533	5 011 358	
39	4 928 847	5 126 993	
40	4 929 337	5 253 716	
41	5 055 893	5 316 458	
42	5 125 991	5 445 875	
43	5 177 918	5 515 224	
44	5 299 408	5 644 871	
45	5 390 588	5 725 852	
46	5 393 212	5 855 454	
47	5 611 744	5 910 269	
48	5 713 407	5 968 406	
49	5 775 457	6 034 619	
50	5 856 811	6 098 037	
51	5 989 247	6 249 477	
52	5 989 491	6 508 532	
53	6 009 330	6 508 656	

Sunflowerseed			
week	2019/20	2020/21	2021/22
1	3528	16761	1411
2	6 041	19 897	4 108
3	7 883	23 107	10 085
4	11 071	27 803	11 905
5	13 808	31 016	13 753
6	16 190	34 177	15 393
7	17 824	37 766	17 689
8	19 907	39 963	19 714
9	22 700	42 104	22 952
10	28 546	50 780	25 986
11	49 237	67 467	28 531
12	61 513	78 060	32 966
13	80 498	88 232	37 988
14	94 303	107 383	
15	107 384	118 575	
16	115 935	143 817	
17	137 734	201 932	
18	150 504	272 010	
19	170 287	323 928	
20	200 706	374 526	
21	231 753	424 028	
22	260 328	513 431	
23	286 195	533 627	
24	319 118	554 478	
25	394 721	601 323	
26	419 524	621 950	
27	429 372	643 023	
28	467 347	653 515	
29	493 675	675 329	
30	534 495	680 997	
31	576 932	689 016	
32	616 164	694 002	
33	651 580	707 457	
34	672 001	711 159	
35	722 603	716 678	
36	736 756	720 861	
37	785 624	727 537	
38	808 103	738 021	
39	835 176	746 108	
40	863 911	749 496	
41	881 232	753 200	
42	926 181	756 360	
43	947 194	760 872	
44	977 468	766 860	
45	993 849	784 566	
46	998 495	836 993	
47	1 003 068	840 529	
48	1 034 702	861 468	
49	1 039 902	863 432	
50	1 043 803	865 931	
51	1 047 663	870 741	
52	1 051 591	874 810	
53	1 053 603	876 203	



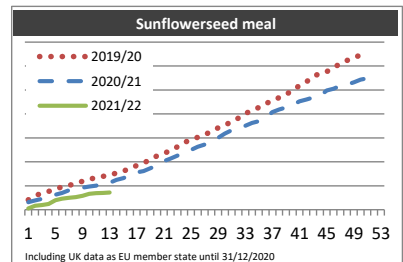
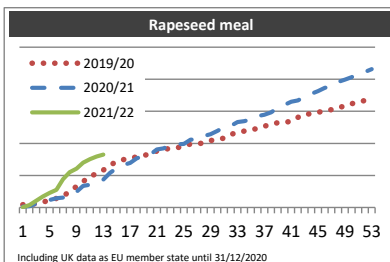
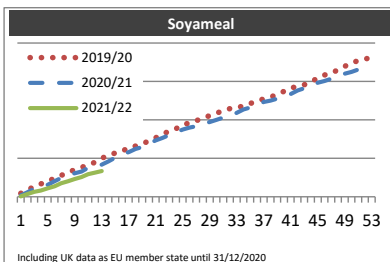
Week 1 to 13 from 01/07/2021 to 26/09/2021

(tonnes)

Soyameal			
week	2019/20	2020/21	2021/22
1	447846	179510	52604
2	838 845	576 192	357 512
3	1 351 130	1 037 063	636 493
4	1 684 189	1 292 127	821 435
5	2 002 232	1 571 296	1 101 937
6	2 435 313	2 012 516	1 372 431
7	2 803 690	2 448 836	1 776 804
8	3 049 882	2 810 433	2 029 627
9	3 584 915	3 063 572	2 298 397
10	3 819 750	3 277 846	2 574 020
11	4 119 548	3 774 628	2 944 085
12	4 490 708	4 021 207	3 156 564
13	5 002 855	4 168 888	3 349 074
14	5 370 478	4 605 061	
15	5 692 968	5 100 524	
16	5 901 398	5 531 856	
17	6 406 498	5 819 215	
18	6 600 287	6 204 174	
19	6 904 093	6 469 839	
20	7 256 992	6 947 594	
21	7 675 893	7 326 283	
22	8 159 774	7 658 005	
23	8 515 355	8 013 975	
24	8 858 769	8 411 736	
25	9 419 301	8 753 876	
26	9 566 993	8 991 053	
27	9 896 762	9 174 789	
28	10 241 504	9 527 028	
29	10 569 308	9 732 586	
30	10 890 707	10 007 934	
31	11 151 413	10 284 725	
32	11 466 842	10 492 252	
33	11 587 759	10 936 135	
34	11 822 247	11 369 442	
35	12 132 473	11 627 388	
36	12 450 048	11 928 737	
37	12 727 062	12 335 098	
38	12 966 822	12 518 963	
39	13 306 973	12 759 144	
40	13 715 654	13 055 595	
41	14 187 869	13 377 425	
42	14 331 891	13 823 468	
43	14 573 244	14 113 215	
44	14 912 332	14 309 864	
45	15 462 936	14 839 325	
46	15 842 878	15 057 465	
47	16 100 938	15 366 297	
48	16 500 213	15 626 556	
49	16 956 029	16 016 872	
50	17 419 212	16 253 221	
51	17 694 139	16 569 520	
52	17 930 669	16 733 737	
53	18 080 765	17 007 634	

Rapeseed meal			
week	2019/20	2020/21	2021/22
1	8809	2517	787
2	8 988	4 198	7 298
3	12 171	12 303	21 470
4	17 247	15 713	34 669
5	22 264	23 499	45 556
6	28 374	28 772	55 018
7	33 463	31 119	88 211
8	51 416	33 891	109 839
9	65 495	48 922	120 974
10	80 547	67 123	139 763
11	93 319	71 166	151 026
12	104 068	79 202	158 996
13	116 020	86 934	165 017
14	132 223	108 011	
15	142 981	122 229	
16	149 151	133 128	
17	153 946	138 726	
18	157 602	153 843	
19	162 657	160 494	
20	166 354	165 189	
21	176 169	181 101	
22	181 919	184 631	
23	183 507	195 504	
24	186 166	196 660	
25	193 184	198 505	
26	197 518	211 655	
27	199 302	212 980	
28	200 915	222 791	
29	208 460	228 456	
30	212 525	238 662	
31	216 367	250 529	
32	228 814	254 702	
33	232 933	266 354	
34	238 363	269 362	
35	242 516	274 855	
36	246 408	285 308	
37	253 354	289 407	
38	259 666	296 634	
39	264 742	310 256	
40	265 826	320 241	
41	268 878	329 839	
42	281 254	334 274	
43	291 466	344 713	
44	292 264	354 713	
45	296 491	363 274	
46	301 386	373 326	
47	305 170	377 752	
48	312 787	392 090	
49	315 656	399 030	
50	323 502	406 622	
51	328 352	416 561	
52	334 143	422 615	
53	334 706	431 556	

Sunflowerseed meal			
week	2019/20	2020/21	2021/22
1	63280	35885	26171
2	138 678	94 071	83 178
3	205 783	157 119	97 824
4	289 328	195 625	120 209
5	347 171	227 778	197 895
6	383 784	269 888	232 802
7	423 921	313 975	251 060
8	478 707	351 413	261 158
9	507 084	405 908	288 916
10	547 535	440 182	332 994
11	596 511	462 890	344 177
12	641 178	484 228	352 264
13	662 601	500 761	359 382
14	697 210	548 793	
15	723 278	564 030	
16	765 359	620 328	
17	804 475	658 886	
18	864 733	712 979	
19	919 967	778 803	
20	978 020	804 815	
21	1 045 033	864 744	
22	1 127 407	923 726	
23	1 180 564	1 013 565	
24	1 229 300	1 068 122	
25	1 312 298	1 131 617	
26	1 407 890	1 205 837	
27	1 459 246	1 249 627	
28	1 513 869	1 314 943	
29	1 564 617	1 361 319	
30	1 635 839	1 416 895	
31	1 712 545	1 502 798	
32	1 763 303	1 589 215	
33	1 845 200	1 659 096	
34	1 915 985	1 714 373	
35	2 003 837	1 753 729	
36	2 076 984	1 813 429	
37	2 134 051	1 850 808	
38	2 218 191	1 926 190	
39	2 275 592	2 037 316	
40	2 341 476	2 092 620	
41	2 413 028	2 134 414	
42	2 484 027	2 191 340	
43	2 597 276	2 265 970	
44	2 670 900	2 302 800	
45	2 782 796	2 343 267	
46	2 847 492	2 374 822	
47	2 884 017	2 491 646	
48	2 972 159	2 526 511	
49	3 043 941	2 589 092	
50	3 116 769	2 616 344	
51	3 179 278	2 659 457	
52	3 229 235	2 714 726	
53	3 249 606	2 745 404	



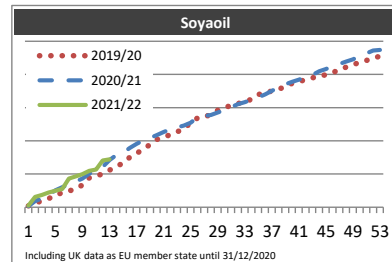
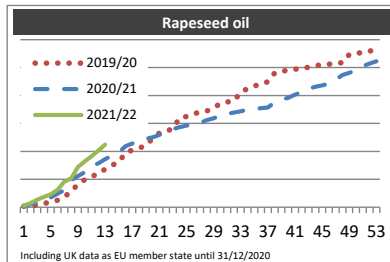
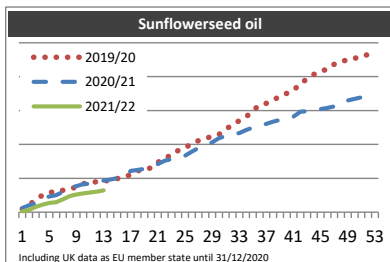
Week 1 to 13 from 01/07/2021 to 26/09/2021

(tonnes)

Sunflowerseed oil			
week	2019/20	2020/21	2021/22
1	48389	61274	11281
2	106 735	99 767	32 902
3	178 300	127 510	78 125
4	255 070	206 284	112 360
5	287 556	233 077	136 281
6	312 808	250 043	147 004
7	321 209	300 503	188 086
8	343 352	369 020	239 053
9	370 416	384 067	259 987
10	420 463	412 657	276 311
11	432 432	419 245	291 572
12	448 407	432 728	302 602
13	454 881	467 867	321 685
14	472 463	483 678	
15	494 846	502 637	
16	516 041	525 811	
17	554 109	608 046	
18	610 524	622 687	
19	640 288	639 838	
20	652 239	688 166	
21	741 098	711 439	
22	768 624	758 515	
23	866 706	780 953	
24	910 013	806 057	
25	949 635	833 253	
26	1 013 402	893 646	
27	1 056 412	949 840	
28	1 083 278	987 492	
29	1 123 548	1 031 379	
30	1 146 406	1 091 396	
31	1 220 805	1 123 153	
32	1 294 958	1 154 586	
33	1 349 119	1 167 222	
34	1 404 079	1 212 349	
35	1 501 587	1 249 604	
36	1 580 182	1 267 274	
37	1 605 404	1 302 744	
38	1 657 058	1 335 547	
39	1 710 733	1 363 948	
40	1 752 397	1 388 586	
41	1 795 446	1 411 651	
42	1 905 328	1 484 466	
43	1 960 761	1 488 993	
44	2 035 550	1 503 832	
45	2 083 918	1 521 289	
46	2 109 639	1 539 900	
47	2 184 207	1 561 002	
48	2 218 726	1 579 743	
49	2 252 010	1 650 424	
50	2 269 990	1 672 561	
51	2 307 362	1 694 273	
52	2 322 876	1 712 400	
53	2 336 168	1 721 081	

Rapeseed oil			
week	2019/20	2020/21	2021/22
1	1712	1175	2582
2	2 815	5 573	7 539
3	3 928	8 591	13 621
4	6 523	10 444	18 360
5	9 599	17 557	23 299
6	12 589	24 336	31 622
7	19 294	30 856	45 566
8	27 316	48 618	51 773
9	42 334	55 911	72 403
10	49 283	62 685	82 182
11	55 079	73 567	91 262
12	59 497	78 739	101 614
13	68 341	86 113	112 109
14	74 845	92 598	
15	80 516	98 040	
16	97 591	109 291	
17	102 350	114 035	
18	106 372	117 987	
19	109 618	122 604	
20	123 778	125 079	
21	132 867	129 502	
22	135 764	136 800	
23	140 973	139 955	
24	160 048	143 541	
25	162 335	146 233	
26	166 975	148 025	
27	170 236	151 098	
28	172 314	156 195	
29	178 270	159 052	
30	185 664	164 632	
31	188 504	167 214	
32	190 263	169 496	
33	206 809	171 742	
34	212 045	174 626	
35	217 297	175 789	
36	220 235	177 368	
37	224 978	178 512	
38	240 234	188 198	
39	243 632	193 025	
40	245 436	195 942	
41	246 954	201 559	
42	249 055	206 276	
43	250 693	212 146	
44	253 248	215 913	
45	255 312	218 044	
46	256 168	221 232	
47	257 612	228 579	
48	258 893	236 797	
49	273 386	240 682	
50	275 618	245 422	
51	277 217	252 593	
52	279 710	257 449	
53	280 672	261 348	

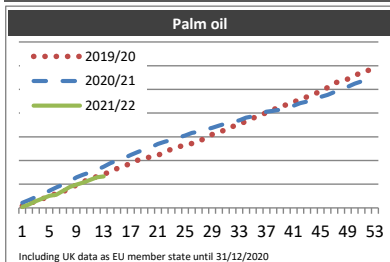
Soyaoil			
week	2019/20	2020/21	2021/22
1	4147	3142	4919
2	12 459	18 365	31 127
3	18 818	26 725	36 777
4	26 165	37 959	44 282
5	33 813	51 088	49 903
6	44 973	60 397	54 969
7	49 335	68 736	86 001
8	55 237	77 396	92 849
9	67 074	86 162	99 292
10	88 377	101 124	109 651
11	94 468	112 405	113 567
12	100 395	121 536	140 937
13	111 802	142 066	144 208
14	123 655	156 883	
15	132 489	164 181	
16	150 585	178 523	
17	161 892	190 536	
18	174 553	201 258	
19	188 590	209 001	
20	203 955	217 547	
21	211 727	226 999	
22	217 922	234 614	
23	227 309	240 806	
24	235 150	245 739	
25	254 445	254 908	
26	268 343	270 369	
27	270 511	274 960	
28	280 226	278 005	
29	291 811	285 198	
30	301 038	292 416	
31	305 822	301 868	
32	312 268	310 196	
33	316 523	316 584	
34	325 590	323 570	
35	339 611	330 959	
36	343 007	339 847	
37	350 384	350 406	
38	356 018	360 921	
39	363 184	370 038	
40	373 351	377 712	
41	378 385	384 573	
42	384 152	392 344	
43	389 822	398 216	
44	394 768	409 812	
45	399 178	416 141	
46	406 218	424 853	
47	412 792	431 328	
48	422 133	438 706	
49	429 766	445 367	
50	435 985	455 255	
51	442 456	463 785	
52	448 909	471 887	
53	455 078	473 915	



Week 1 to 13 from 01/07/2021 to 26/09/2021

(tonnes)

Palm oil			
week	2019/20	2020/21	2021/22
1	80388	89490	37894
2	169 348	214 613	141 618
3	297 777	335 253	290 342
4	382 301	465 888	402 155
5	518 719	567 372	506 262
6	594 942	723 520	557 391
7	673 468	865 803	710 822
8	839 409	985 514	877 644
9	966 235	1 126 309	982 962
10	1 099 656	1 293 478	1 072 716
11	1 231 944	1 405 815	1 184 101
12	1 317 933	1 499 626	1 288 184
13	1 435 815	1 606 954	1 328 088
14	1 515 758	1 737 741	
15	1 660 758	1 891 987	
16	1 761 073	1 997 148	
17	1 889 973	2 101 959	
18	2 005 216	2 230 820	
19	2 104 537	2 352 967	
20	2 150 710	2 466 587	
21	2 224 117	2 555 917	
22	2 342 825	2 698 317	
23	2 486 025	2 787 257	
24	2 564 706	2 866 567	
25	2 659 889	2 966 205	
26	2 715 798	3 050 176	
27	2 800 882	3 165 896	
28	2 953 826	3 210 841	
29	3 101 736	3 301 785	
30	3 198 256	3 377 663	
31	3 295 053	3 474 505	
32	3 431 253	3 553 640	
33	3 514 865	3 620 283	
34	3 659 410	3 698 984	
35	3 785 426	3 802 450	
36	3 887 607	3 861 915	
37	4 024 716	3 951 236	
38	4 136 192	4 057 170	
39	4 300 077	4 094 471	
40	4 345 645	4 145 476	
41	4 476 834	4 219 266	
42	4 556 459	4 314 304	
43	4 695 248	4 421 027	
44	4 787 746	4 482 087	
45	4 944 710	4 591 125	
46	5 076 049	4 680 580	
47	5 265 986	4 766 396	
48	5 343 319	4 883 126	
49	5 432 863	5 013 585	
50	5 576 615	5 110 637	
51	5 719 509	5 241 516	
52	5 795 805	5 337 566	
53	5 836 921	5 404 201	





Week 1 to 13 from 01/07/2021 to 26/09/2021

Summary

Export (tonnes)	Soyabeans	Rapeseed	Sunflower-seed	Soyameal	Rapeseed meal	Sunflower-seed meal	Soyaoil	Rapeseed oil	Sunflower-seed oil	Palm oil
BE	2 181	5	68	3 013			2 115	12 691	7 291	404
BG	1	12	38 411		690	115 188		4	47 295	233
CZ		1	11					42	196	
DK	49	107	32	416	208		163	6 883	13	3 334
DE	544	1 329	567	30 799	36 620	15 353	14 875	11 116	3 731	5 997
EE		16 209	1				291	2 821	218	
IE		464								
EL			33	11 131	182	194	167	976	474	816
ES	1	21 010	131	21 005	1 958		109 955	1 939	21 706	493
FR	906	32 054	627	25	8 404	841	4 087	20 213	8 451	
HR	4 411	2 115	4 522	525	126	102		401	1 304	137
IT	254	19	20	500	78	329	36 736	954	2 453	1 499
CY									6	
LV		72 960	1	2 115	11 100			2	1	
LT		42 040	40	29 484	10 718			48	5	
LU	1									
HU		203	16	269	49	2 658		162	8 176	12
MT										
NL	114	11 139	744	90 068	8 469	5 423	84 168	23 332	6 668	29 672
AT	335	205	273	3 242	2 432	700	143	1 173	1 274	21
PL		2 246	126	1 167	3 161	1	115	1 756	493	33
PT	501		2	13 188	99	208	14 572	323	1 336	31
RO		1 517	8 327	18 141	48 409	4 634		273	16 050	7
SI		1						1 302	13	
SK										
FI					6 400			82	4	
SE	1	100	719		13 022		335	4 669	531	3 890
XI										
<b>EU*</b>	<b>9 298</b>	<b>203 736</b>	<b>54 671</b>	<b>225 087</b>	<b>152 124</b>	<b>145 632</b>	<b>267 722</b>	<b>91 161</b>	<b>127 689</b>	<b>46 580</b>

\* The United Kingdom is no longer a Member State of the European Union, however until the end of the transition period it was still a part of the EU Customs Union. Due to the absence of intra-trade data in the surveillance system, the totals of the EU trade data therefore also include the UK data until 31/12/2020. The data as of 1/1/2021 is therefore not comparable with the data until 31/12/2020.

## Top 5 export destinations\* - Marketing Year 2021/22 (update of 26/09/2021)

Soyabeans		
Destination	tonnes	share
Bosnia and Herzegovina	4 109	44.2%
United Kingdom	2 281	24.5%
Switzerland	1 421	15.3%
Angola	500	5.4%
Serbia	302	3.3%

Rapeseed		
Destination	tonnes	share
United Kingdom	195 010	95.7%
Bosnia and Herzegovina	3 164	1.6%
Norway	2 392	1.2%
Ukraine	1 299	0.6%
	388	0.2%

Sunflowerseed		
Destination	tonnes	share
China	11 806	21.6%
United Kingdom	10 374	19.0%
Turkey	9 415	17.2%
United States of America	9 187	16.8%
Bosnia and Herzegovina	4 541	8.3%

Soyameal		
Destination	tonnes	share
United Kingdom	84 416	37.5%
Uzbekistan	24 230	10.8%
Switzerland	22 249	9.9%
Turkey	17 279	7.7%
Libya	16 000	7.1%

Rapeseed meal		
Destination	tonnes	share
Norway	41 239	27.1%
Switzerland	38 126	25.1%
Israel	36 269	23.8%

Sunflowerseed meal		
Destination	tonnes	share
China	92 440	63.5%
Turkey	15 347	10.5%
Norway	13 021	8.9%
United Kingdom	6 423	4.4%
Egypt	4 499	3.1%

Sunflowerseed oil		
Destination	tonnes	share
United Kingdom	25 511	20.0%
South Africa	19 185	15.0%
Morocco	10 863	8.5%
Egypt	10 015	7.8%
India	8 407	6.6%

Rapeseed oil		
Destination	tonnes	share
China	34 600	38.0%
Norway	21 677	23.8%
Israel	13 968	15.3%
United Kingdom	7 833	8.6%
Switzerland	3 033	3.3%

Soyaoil		
Destination	tonnes	share
United Kingdom	75 668	28.3%
Algeria	63 734	23.8%
Morocco	63 702	23.8%
South Africa	19 013	7.1%
Angola	6 936	2.6%

Palm oil		
Destination	tonnes	share
United Kingdom	29 534	63.4%
Russia	4 568	9.8%
Switzerland	3 421	7.3%
Uruguay	1 754	3.8%
Serbia	1 671	3.6%

\* The United Kingdom is no longer a Member State of the European Union, however until the end of the transition period it was still a part of the EU Customs Union. Due to the absence of intra-trade data in the surveillance system, the totals of the EU trade data therefore also include the UK data until 31/12/2020. The data as of 1/1/2021 is therefore not comparable with the data until 31/12/2020.

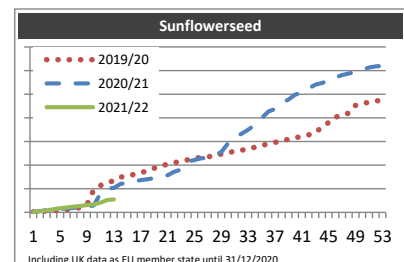
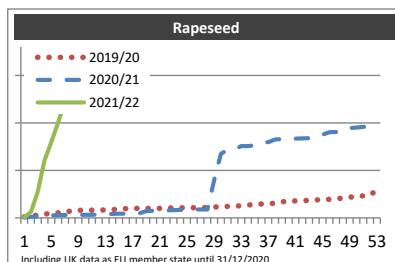
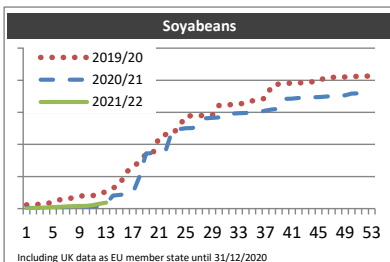
Week 1 to 13 from 01/07/2021 to 26/09/2021

(tonnes)

Soyabeans			
week	2019/20	2020/21	2021/22
1	5 842	730	170
2	6 554	1 194	855
3	6 665	1 430	1 394
4	6 786	1 671	1 893
5	11 525	2 067	2 479
6	13 880	2 353	2 786
7	13 997	2 567	3 560
8	17 058	2 884	3 785
9	19 528	3 011	4 059
10	19 875	3 117	4 257
11	20 355	3 321	5 485
12	22 139	3 925	7 699
13	27 193	7 269	9 298
14	31 870	20 230	
15	36 878	21 185	
16	57 558	22 221	
17	62 598	23 959	
18	74 512	49 652	
19	84 604	85 883	
20	85 246	86 365	
21	112 132	90 801	
22	115 725	91 468	
23	116 342	123 174	
24	128 104	123 952	
25	144 495	125 381	
26	144 543	125 680	
27	144 853	128 876	
28	145 256	140 791	
29	145 509	141 409	
30	160 782	141 962	
31	161 645	142 850	
32	162 211	147 799	
33	163 064	148 523	
34	164 579	149 112	
35	168 048	149 836	
36	168 913	150 521	
37	172 245	152 854	
38	192 223	154 445	
39	194 039	155 586	
40	194 803	171 134	
41	195 610	171 498	
42	195 878	172 283	
43	196 929	172 885	
44	197 422	173 329	
45	198 072	173 852	
46	204 214	174 536	
47	204 463	175 488	
48	204 925	176 062	
49	205 209	176 559	
50	205 595	179 083	
51	206 107	179 688	
52	206 410	180 134	
53	206 515	180 316	

Rapeseed			
week	2019/20	2020/21	2021/22
1	1 123	391	490
2	1 955	1 006	6 538
3	3 050	1 661	27 715
4	4 088	2 205	60 815
5	4 859	2 673	80 340
6	5 291	2 984	100 930
7	5 612	3 118	122 519
8	7 781	3 147	134 068
9	7 975	3 228	177 540
10	8 081	3 279	189 586
11	8 127	3 372	200 415
12	8 194	3 439	203 735
13	8 275	3 665	203 736
14	8 392	4 297	
15	9 766	4 372	
16	9 839	4 469	
17	9 966	4 567	
18	9 986	4 928	
19	9 987	7 222	
20	10 008	7 406	
21	10 125	7 483	
22	10 377	7 869	
23	10 455	8 156	
24	10 672	8 437	
25	10 745	8 773	
26	10 745	8 811	
27	10 791	8 835	
28	11 037	8 891	
29	11 435	39 917	
30	11 810	67 536	
31	12 154	71 615	
32	12 390	71 810	
33	12 783	75 585	
34	13 496	75 694	
35	14 161	76 433	
36	14 558	79 595	
37	15 129	79 672	
38	15 478	82 641	
39	16 951	83 108	
40	17 484	83 237	
41	17 852	83 464	
42	18 156	83 646	
43	18 441	84 054	
44	18 843	84 395	
45	19 214	87 586	
46	19 612	90 264	
47	19 829	90 493	
48	21 108	91 006	
49	21 808	94 586	
50	22 300	95 141	
51	23 256	95 756	
52	23 968	96 163	
53	29 703	99 618	

Sunflowerseed			
week	2019/20	2020/21	2021/22
1	1 984	1 753	1 194
2	3 674	5 401	4 606
3	5 504	8 174	8 397
4	7 832	11 769	13 210
5	9 591	14 548	17 326
6	12 139	16 519	20 819
7	14 028	18 600	24 299
8	20 609	20 193	27 457
9	32 898	24 761	30 463
10	95 658	28 606	33 897
11	113 822	80 140	40 642
12	126 493	99 508	52 170
13	134 072	103 653	54 671
14	149 891	120 793	
15	153 339	124 691	
16	161 099	131 930	
17	166 857	136 506	
18	176 895	140 306	
19	187 003	144 806	
20	194 185	149 841	
21	204 762	157 165	
22	210 515	171 585	
23	216 059	180 941	
24	222 111	214 724	
25	229 437	221 068	
26	231 597	228 870	
27	234 560	230 808	
28	240 952	242 158	
29	246 653	254 708	
30	252 984	291 716	
31	257 936	317 448	
32	262 991	332 641	
33	268 788	349 765	
34	275 415	370 101	
35	281 983	397 639	
36	290 987	427 469	
37	296 261	437 109	
38	302 866	462 431	
39	309 322	477 640	
40	315 187	498 224	
41	321 950	507 192	
42	328 372	524 009	
43	335 135	539 971	
44	362 373	547 825	
45	379 936	558 206	
46	403 525	571 069	
47	409 588	581 506	
48	420 359	587 913	
49	453 539	593 818	
50	459 744	602 508	
51	466 003	613 139	
52	472 113	617 366	
53	473 427	619 631	



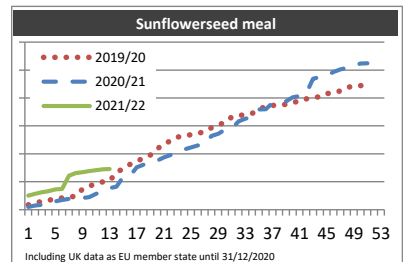
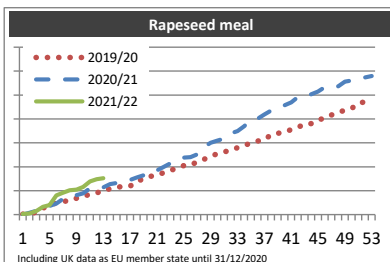
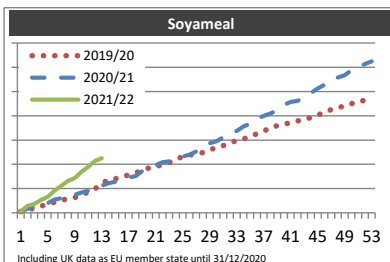
Week 1 to 13 from 01/07/2021 to 26/09/2021

(tonnes)

Soyameal			
week	2019/20	2020/21	2021/22
1	4 873	6 588	5 225
2	11 666	16 524	28 141
3	18 790	25 894	36 351
4	27 537	34 125	52 426
5	35 821	40 168	65 732
6	43 982	54 923	91 552
7	50 339	59 881	111 162
8	60 153	65 555	131 700
9	63 302	74 647	143 123
10	73 539	84 143	168 991
11	86 007	90 840	189 158
12	99 546	96 270	213 963
13	119 510	111 757	225 087
14	137 378	121 785	
15	140 209	128 705	
16	150 228	138 851	
17	155 492	145 293	
18	165 111	151 413	
19	173 933	172 040	
20	184 804	182 097	
21	188 597	196 445	
22	199 988	208 816	
23	207 234	212 414	
24	220 953	221 318	
25	231 457	232 155	
26	238 720	239 221	
27	242 038	253 495	
28	249 000	272 709	
29	260 918	287 084	
30	267 017	295 205	
31	276 559	311 457	
32	288 718	328 700	
33	297 501	338 047	
34	304 292	356 268	
35	316 083	367 996	
36	326 061	387 932	
37	336 248	399 606	
38	353 299	409 557	
39	358 900	422 113	
40	366 158	445 348	
41	370 871	456 938	
42	378 866	462 038	
43	385 760	477 541	
44	392 842	493 990	
45	402 304	512 583	
46	414 965	527 922	
47	425 352	549 079	
48	432 997	558 168	
49	441 041	567 673	
50	449 501	587 916	
51	459 396	600 460	
52	463 824	614 142	
53	469 180	624 705	

Rapeseed meal			
week	2019/20	2020/21	2021/22
1	1 935	416	2 601
2	6 382	7 928	4 583
3	8 516	15 462	14 864
4	26 921	28 928	32 875
5	38 540	35 988	39 888
6	49 175	46 151	80 311
7	55 769	65 723	91 602
8	57 481	79 206	101 543
9	68 220	80 913	104 359
10	75 444	89 058	115 691
11	85 245	110 024	138 435
12	89 529	110 802	148 292
13	103 102	113 551	152 124
14	106 947	127 316	
15	115 503	132 228	
16	116 685	140 919	
17	119 388	145 066	
18	138 353	155 468	
19	149 887	164 336	
20	160 313	183 807	
21	164 893	185 171	
22	175 566	199 330	
23	184 883	214 083	
24	194 288	231 331	
25	204 723	238 413	
26	207 162	240 193	
27	220 978	251 809	
28	230 570	282 818	
29	244 919	299 957	
30	254 081	309 582	
31	262 415	317 399	
32	269 039	339 677	
33	279 778	349 022	
34	288 772	369 621	
35	299 602	395 822	
36	307 340	400 489	
37	312 554	418 119	
38	334 220	435 484	
39	340 356	443 619	
40	344 249	457 285	
41	355 946	469 484	
42	364 780	491 486	
43	378 908	494 927	
44	380 497	503 170	
45	396 406	514 211	
46	402 887	532 920	
47	416 309	535 665	
48	426 961	537 033	
49	436 419	555 648	
50	443 028	560 950	
51	466 033	564 926	
52	471 315	573 178	
53	481 054	579 472	

Sunflowerseed meal			
week	2019/20	2020/21	2021/22
1	5 295	1 272	50 401
2	8 620	9 284	56 728
3	17 506	10 012	62 197
4	24 339	14 992	66 676
5	28 941	17 595	72 693
6	33 181	29 147	73 968
7	40 242	30 035	121 686
8	41 801	34 717	131 504
9	44 273	38 885	134 042
10	49 033	41 099	138 567
11	74 403	41 847	141 888
12	84 027	44 973	144 536
13	94 603	56 767	145 632
14	99 358	65 493	
15	102 713	77 186	
16	133 409	82 252	
17	147 294	118 173	
18	161 955	121 060	
19	172 140	151 712	
20	185 981	161 265	
21	196 087	168 078	
22	216 756	175 169	
23	237 217	187 485	
24	246 177	196 314	
25	259 761	207 363	
26	264 265	215 463	
27	269 054	223 246	
28	273 000	230 252	
29	279 925	233 354	
30	293 378	263 721	
31	304 374	271 808	
32	311 852	286 309	
33	331 639	290 123	
34	335 014	316 104	
35	341 998	325 530	
36	344 683	331 948	
37	357 384	359 033	
38	371 218	359 843	
39	373 000	381 507	
40	375 237	385 395	
41	377 431	388 251	
42	384 783	402 473	
43	387 664	407 021	
44	396 680	417 377	
45	402 631	468 801	
46	404 003	475 217	
47	416 204	479 867	
48	417 993	493 043	
49	425 479	502 314	
50	437 107	508 535	
51	443 250	516 434	
52	444 552	523 499	
53	444 906	524 224	



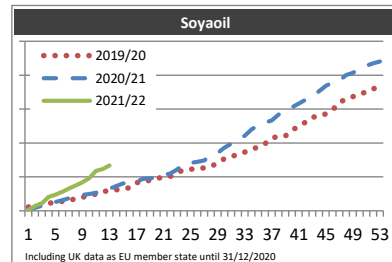
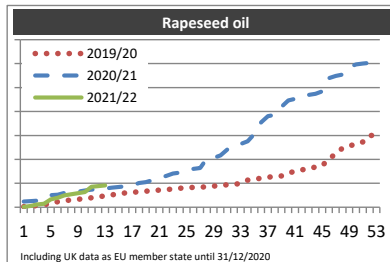
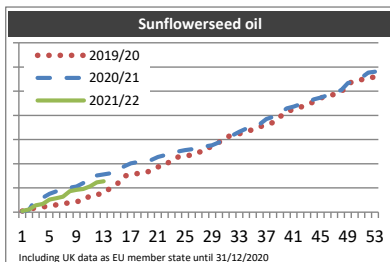
Week 1 to 13 from 01/07/2021 to 26/09/2021

(tonnes)

Sunflowerseed oil			
week	2019/20	2020/21	2021/22
1	4 565	3 133	4 825
2	12 462	9 354	11 441
3	17 698	54 568	28 202
4	21 780	58 982	33 523
5	25 141	75 673	52 340
6	30 603	85 981	57 165
7	35 024	96 855	63 565
8	39 646	101 177	86 889
9	43 865	105 964	91 881
10	47 828	120 146	95 599
11	68 332	123 143	107 013
12	72 847	151 839	123 342
13	77 040	155 973	127 689
14	100 151	160 767	
15	116 943	165 716	
16	149 168	188 518	
17	155 604	202 107	
18	159 701	207 079	
19	163 266	210 595	
20	170 807	215 503	
21	187 583	228 445	
22	191 731	235 586	
23	216 379	240 872	
24	228 136	250 976	
25	233 230	256 142	
26	235 213	259 886	
27	248 006	268 074	
28	252 093	271 767	
29	277 435	276 509	
30	288 881	288 774	
31	309 394	299 076	
32	318 102	317 823	
33	324 052	331 808	
34	331 391	344 723	
35	342 528	354 863	
36	353 117	363 487	
37	359 526	385 326	
38	371 088	394 323	
39	395 077	410 182	
40	412 111	429 041	
41	426 930	436 435	
42	433 772	446 726	
43	446 487	454 020	
44	455 510	466 156	
45	471 501	473 426	
46	481 064	482 406	
47	486 542	497 000	
48	495 387	503 662	
49	530 204	534 230	
50	543 039	539 146	
51	547 601	556 171	
52	556 047	576 908	
53	558 002	580 565	

Rapeseed oil			
week	2019/20	2020/21	2021/22
1	2 617	23 848	1 563
2	4 660	25 773	5 256
3	6 653	27 461	11 931
4	8 953	40 983	14 751
5	19 949	50 315	32 697
6	22 448	52 636	39 034
7	27 710	59 429	49 627
8	30 437	61 995	54 064
9	32 490	65 203	58 346
10	36 946	70 299	63 626
11	39 742	73 132	85 263
12	42 275	75 794	88 287
13	48 644	78 373	91 161
14	51 390	81 820	
15	57 293	84 318	
16	59 989	87 401	
17	62 614	91 278	
18	64 185	101 650	
19	67 054	104 868	
20	69 232	112 952	
21	71 706	123 791	
22	73 901	130 616	
23	76 116	140 579	
24	79 527	144 370	
25	81 797	155 243	
26	82 412	159 917	
27	83 313	164 401	
28	85 393	203 671	
29	88 508	206 781	
30	91 074	216 874	
31	93 432	240 145	
32	95 909	246 374	
33	99 216	264 115	
34	113 115	275 647	
35	115 194	305 627	
36	122 601	355 274	
37	125 651	380 917	
38	128 687	385 069	
39	131 015	419 467	
40	142 929	446 244	
41	150 542	452 507	
42	156 387	455 685	
43	159 470	469 512	
44	168 485	473 681	
45	173 381	484 021	
46	202 249	539 232	
47	222 721	548 703	
48	246 787	554 548	
49	257 136	586 626	
50	262 753	596 934	
51	272 562	600 485	
52	299 777	603 196	
53	300 859	623 062	

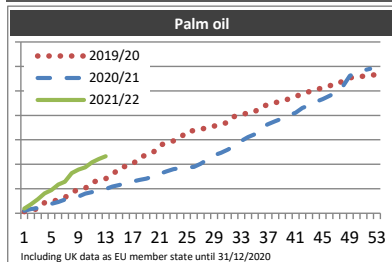
Soyaoil			
week	2019/20	2020/21	2021/22
1	22 738	8 643	4 854
2	27 528	18 441	29 089
3	37 418	30 147	44 536
4	45 530	32 525	82 304
5	47 786	52 210	94 242
6	56 394	62 820	112 043
7	57 767	74 155	131 917
8	73 484	83 069	149 443
9	79 579	93 380	167 964
10	91 604	98 324	192 277
11	98 274	106 757	235 106
12	113 663	125 782	246 472
13	120 128	130 706	267 722
14	123 610	145 865	
15	128 784	161 628	
16	136 630	163 581	
17	166 218	173 561	
18	168 249	188 130	
19	180 718	191 406	
20	192 062	196 821	
21	195 968	211 640	
22	203 127	220 282	
23	223 399	243 321	
24	242 253	276 748	
25	245 062	282 048	
26	250 895	288 856	
27	253 141	296 630	
28	260 871	324 895	
29	283 251	341 719	
30	307 348	372 534	
31	318 349	395 987	
32	333 793	421 913	
33	345 748	442 131	
34	360 168	480 064	
35	377 319	503 301	
36	395 238	520 466	
37	429 161	532 811	
38	438 658	568 071	
39	441 439	589 213	
40	474 439	610 559	
41	501 566	632 998	
42	521 928	654 555	
43	551 764	679 485	
44	557 689	705 634	
45	571 870	737 103	
46	594 561	756 837	
47	641 003	766 615	
48	657 819	800 902	
49	673 557	814 202	
50	690 878	838 470	
51	699 719	855 801	
52	720 461	870 041	
53	726 905	880 920	



Week 1 to 13 from 01/07/2021 to 26/09/2021

(tonnes)

Palm oil			
week	2019/20	2020/21	2021/22
1	1 315	367	3 816
2	2 649	2 017	7 459
3	3 629	3 467	11 521
4	8 590	4 394	16 184
5	9 748	6 343	18 936
6	10 901	7 810	23 452
7	12 853	9 270	25 838
8	17 435	11 090	32 786
9	19 077	12 200	35 769
10	20 335	13 685	37 557
11	25 461	16 112	41 638
12	26 663	17 285	44 352
13	28 319	18 498	46 580
14	31 159	19 767	
15	37 119	21 756	
16	38 488	23 092	
17	40 047	24 771	
18	45 620	25 960	
19	47 703	27 154	
20	49 603	28 354	
21	55 587	30 194	
22	57 471	32 240	
23	59 169	34 272	
24	61 561	36 012	
25	67 142	36 779	
26	67 506	37 501	
27	68 556	37 903	
28	69 988	40 326	
29	71 277	43 783	
30	72 928	47 470	
31	74 131	49 473	
32	79 213	51 993	
33	80 710	55 072	
34	81 842	59 210	
35	82 913	62 233	
36	87 587	64 670	
37	88 622	70 404	
38	90 383	72 851	
39	91 735	75 266	
40	93 440	77 344	
41	95 712	80 243	
42	97 216	82 074	
43	99 388	86 001	
44	101 299	88 250	
45	102 360	91 206	
46	104 383	93 248	
47	105 003	96 005	
48	108 260	98 733	
49	110 703	104 019	
50	111 224	112 451	
51	112 056	114 335	
52	113 002	116 738	
53	113 107	118 080	



## Calendar of Marketing Year weeks

Week	2019/20		2020/21		2021/22	
	Start	End	Start	End	Start	End
1	01-07-2019	07-07-2019	01-07-2020	05-07-2020	01-07-2021	04-07-2021
2	08-07-2019	14-07-2019	06-07-2020	12-07-2020	05-07-2021	11-07-2021
3	15-07-2019	21-07-2019	13-07-2020	19-07-2020	12-07-2021	18-07-2021
4	22-07-2019	28-07-2019	20-07-2020	26-07-2020	19-07-2021	25-07-2021
5	29-07-2019	04-08-2019	27-07-2020	02-08-2020	26-07-2021	01-08-2021
6	05-08-2019	11-08-2019	03-08-2020	09-08-2020	02-08-2021	08-08-2021
7	12-08-2019	18-08-2019	10-08-2020	16-08-2020	09-08-2021	15-08-2021
8	19-08-2019	25-08-2019	17-08-2020	23-08-2020	16-08-2021	22-08-2021
9	26-08-2019	01-09-2019	24-08-2020	30-08-2020	23-08-2021	29-08-2021
10	02-09-2019	08-09-2019	31-08-2020	06-09-2020	30-08-2021	05-09-2021
11	09-09-2019	15-09-2019	07-09-2020	13-09-2020	06-09-2021	12-09-2021
12	16-09-2019	22-09-2019	14-09-2020	20-09-2020	13-09-2021	19-09-2021
13	23-09-2019	29-09-2019	21-09-2020	27-09-2020	20-09-2021	26-09-2021
14	30-09-2019	06-10-2019	28-09-2020	04-10-2020	27-09-2021	03-10-2021
15	07-10-2019	13-10-2019	05-10-2020	11-10-2020	04-10-2021	10-10-2021
16	14-10-2019	20-10-2019	12-10-2020	18-10-2020	11-10-2021	17-10-2021
17	21-10-2019	27-10-2019	19-10-2020	25-10-2020	18-10-2021	24-10-2021
18	28-10-2019	03-11-2019	26-10-2020	01-11-2020	25-10-2021	31-10-2021
19	04-11-2019	10-11-2019	02-11-2020	08-11-2020	01-11-2021	07-11-2021
20	11-11-2019	17-11-2019	09-11-2020	15-11-2020	08-11-2021	14-11-2021
21	18-11-2019	24-11-2019	16-11-2020	22-11-2020	15-11-2021	21-11-2021
22	25-11-2019	01-12-2019	23-11-2020	29-11-2020	22-11-2021	28-11-2021
23	02-12-2019	08-12-2019	30-11-2020	06-12-2020	29-11-2021	05-12-2021
24	09-12-2019	15-12-2019	07-12-2020	13-12-2020	06-12-2021	12-12-2021
25	16-12-2019	22-12-2019	14-12-2020	20-12-2020	13-12-2021	19-12-2021
26	23-12-2019	29-12-2019	21-12-2020	27-12-2020	20-12-2021	26-12-2021
27	30-12-2019	05-01-2020	28-12-2020	03-01-2021	27-12-2021	02-01-2022
28	06-01-2020	12-01-2020	04-01-2021	10-01-2021	03-01-2022	09-01-2022
29	13-01-2020	19-01-2020	11-01-2021	17-01-2021	10-01-2022	16-01-2022
30	20-01-2020	26-01-2020	18-01-2021	24-01-2021	17-01-2022	23-01-2022
31	27-01-2020	02-02-2020	25-01-2021	31-01-2021	24-01-2022	30-01-2022
32	03-02-2020	09-02-2020	01-02-2021	07-02-2021	31-01-2022	06-02-2022
33	10-02-2020	16-02-2020	08-02-2021	14-02-2021	07-02-2022	13-02-2022
34	17-02-2020	23-02-2020	15-02-2021	21-02-2021	14-02-2022	20-02-2022
35	24-02-2020	01-03-2020	22-02-2021	28-02-2021	21-02-2022	27-02-2022
36	02-03-2020	08-03-2020	01-03-2021	07-03-2021	28-02-2022	06-03-2022
37	09-03-2020	15-03-2020	08-03-2021	14-03-2021	07-03-2022	13-03-2022
38	16-03-2020	22-03-2020	15-03-2021	21-03-2021	14-03-2022	20-03-2022
39	23-03-2020	29-03-2020	22-03-2021	28-03-2021	21-03-2022	27-03-2022
40	30-03-2020	05-04-2020	29-03-2021	04-04-2021	28-03-2022	03-04-2022
41	06-04-2020	12-04-2020	05-04-2021	11-04-2021	04-04-2022	10-04-2022
42	13-04-2020	19-04-2020	12-04-2021	18-04-2021	11-04-2022	17-04-2022
43	20-04-2020	26-04-2020	19-04-2021	25-04-2021	18-04-2022	24-04-2022
44	27-04-2020	03-05-2020	26-04-2021	02-05-2021	25-04-2022	01-05-2022
45	04-05-2020	10-05-2020	03-05-2021	09-05-2021	02-05-2022	08-05-2022
46	11-05-2020	17-05-2020	10-05-2021	16-05-2021	09-05-2022	15-05-2022
47	18-05-2020	24-05-2020	17-05-2021	23-05-2021	16-05-2022	22-05-2022
48	25-05-2020	31-05-2020	24-05-2021	30-05-2021	23-05-2022	29-05-2022
49	01-06-2020	07-06-2020	31-05-2021	06-06-2021	30-05-2022	05-06-2022
50	08-06-2020	14-06-2020	07-06-2021	13-06-2021	06-06-2022	12-06-2022
51	15-06-2020	21-06-2020	14-06-2021	20-06-2021	13-06-2022	19-06-2022
52	22-06-2020	28-06-2020	21-06-2021	27-06-2021	20-06-2022	26-06-2022
53	29-06-2020	30-06-2020	28-06-2021	30-06-2021	27-06-2022	30-06-2022