

In this report the most recent available data for France are until 27/9/2021 and for Italy until 29/9/2021.

As of July 2021 the weekly reports are published on Tuesdays after 16h.

#### Trade monitoring through customs surveillance data

The TAXUD surveillance system ("customs surveillance") records and centralizes all trade data (import and exports) directly from the national customs authorities on a daily basis. For each transaction, the stored data contain the information available on the Single Administrative Document (SAD), including the volume and origin of the consignment.

As surveillance system does not include intra-trade data, the UK data as EU partner can't be displayed before 1/1/2021. The data as of 1/1/2021 is therefore not comparable with the data until 31/12/2020.

According to Art.55(2) of Commission Implementing Regulation (EU) 2015/2447, the customs authorities shall provide the Commission at least once a week with data on customs declarations for the goods that have been made subject to surveillance at release for free circulation or at export.

The "customs surveillance" data provide actual and prompt information about the trade (import/export) transaction in terms of volume and origin or destination. The European Commission aims to improve data quality and provide as recent and accurate information as possible. However, Surveillance data are created on the basis of declarations that may be modified, corrected or deleted. Additionally, the legal basis (Regulation (EU) 2015/2447) allows that on specific occasions declaration data may be forwarded with a delay. Therefore, it cannot be guaranteed that information provided is free of errors or that it will not be amended. The European Commission accepts no responsibility with regard to such problems incurred as a result of using these data.

\* The United Kingdom is no longer a Member State of the European Union, however until the end of the transition period it was still a part of the EU Customs Union. Due to the absence of intra-trade data in the surveillance system, the totals of the EU trade data therefore also include the UK data until 31/12/2020. The data as of 1/1/2021 is therefore not comparable with the data until 31/12/2020.

*Note: Since 6th November 2016 the export and import licenses are no longer required for the major part of the trade in cereals in application of Regulations (EU) 2016/1237 and 2016/1239 of 18 May 2016.*

#### Publication of data

This report is published on a weekly basis. In case of a technical issue or another constraint causing delay of the publication, please note that the next upload will be done in the coming days at 12h or 16h.

The data are expressed in quantity of the product itself, unless otherwise stated  
Below the specifications of the products included in the report

Product	CN code	Conversion factor grain equivalent
Common wheat	1001 99 00	
Common wheat flour (grain equiv.)	1101 00 15	1.37
Durum wheat	1001 19 00	
Durum wheat meal (grain equiv.)	1103 11 10	1.5
Barley	1003 90 00	
Malt (Barley equiv.)	1107 10 91, 1107 10 99	1.27
Maize	1005 90 00	
Rye	1002 90 00	
Oats	1004 90 00	
Sorghum	1007 90 00	
Residues of starch manufacture	2303 10 19	
Maize gluten feed	2309 90 20	
Brewing and distilling dregs and waste	2303 30 00	
Citrus pulp residues	2308 00 40 TARIC_ex 10	

- XI refers to Northern Ireland
- data on malt expressed in barley equivalent are included;
- data on wheat flour and durum wheat meal are expressed only in grain equivalent
- the weekly reference period is from Monday to Sunday

## Exports and imports

Situation at 05/10/2021

## Cumul of weeks 1 to 14

<i>Customs Surveillance</i> (tonnes)	EU*		EU + UK		EU + UK	
	01/07/2021 - 03/10/2021		01/07/2020 - 04/10/2020		01/07/2019 - 06/10/2019	
	Export	Import	Export	Import	Export	Import
Common wheat	8 070 924	606 395	5 555 802	874 935	7 620 073	871 395
Common wheat flour (grain equivalent)	132 110	15 895	108 295	7 882	152 564	7 573
Durum wheat	175 777	389 621	54 892	802 094	155 545	396 823
Durum wheat meal (grain equivalent)	61 612	475	71 054	502	58 106	199
<b>Total Wheat</b>	<b>8 440 424</b>	<b>1 012 387</b>	<b>5 790 043</b>	<b>1 685 413</b>	<b>7 986 287</b>	<b>1 275 990</b>
Barley	2 462 055	227 693	2 254 085	47 223	2 251 418	487 744
Malt (grain equivalent)	644 876	8 553	711 578	3 596	679 373	3 205
Maize	551 855	3 642 778	398 603	4 402 520	804 507	5 487 628
Rye	9 179	47 936	69 657	2	58 273	2 981
Oats	34 820	3 473	31 204	637	14 515	418
Sorghum	1 292	1 557	204	6 387	199	1 892
<b>Total Coarse grains</b>	<b>3 704 077</b>	<b>3 931 989</b>	<b>3 465 331</b>	<b>4 460 364</b>	<b>3 808 285</b>	<b>5 983 869</b>
<b>General Total</b>	<b>12 144 501</b>	<b>4 944 377</b>	<b>9 255 374</b>	<b>6 145 777</b>	<b>11 794 572</b>	<b>7 259 859</b>

\* The United Kingdom is no longer a Member State of the European Union, however until the end of the transition period it was still a part of the EU Customs Union. Due to the absence of intra-trade data in the surveillance system, the totals of the EU trade data therefore also include the UK data until 31/12/2020. The data as of 1/1/2021 is therefore not comparable with the data until 31/12/2020.

Week 1 to 14 from 01/07/2021 to 03/10/2021

Summary

Import (tonnes)	Common wheat	Common wheat flour (grain equivalent)	Durum wheat	Durum wheat meal (grain equivalent)	Barley	Malt (grain equivalent)	Maize	Rye	Oats	Sorghum
BE	702	507	31 255	50	24 865	18	176 982		1 347	669
BG	107	39			1		1 418		88	
CZ		1		4		38	394			
DK	51	19		1		84	785		40	6
DE	849	728	7	61	3 145	519	6 424	2 693	1	61
EE		1				302	235			
IE	9 433	443			15 880	25	66 846			
EL	117 010	153			4 252	1 906	31 801			210
ES	64 093	147	12 490	2	55 694	866	1 580 555	10 958		
FR	150	2 673	14	166		368	792		2	3
HR	15 303	2 325			4 431		12 726	472		
IT	210 927	248	326 018	51	6 790	292	201 554		71	19
CY	2 815	1			42		8 898		2	
LV	22	3	16 304	1			4 965	11 059		
LT						51	8 542	6 332		
LU										
HU		20				26	13 647		88	
MT	1	19					1		4	
NL	65 063	2 431	2 907	87	13 020	283	893 307		1 295	38
AT	8 009	9		3			72 161		22	
PL	217	479				9	6 008	15 412	44	545
PT	22 322	361			82 848		431 064			
RO	7 319	573		1	1 428	2 222	4 576			
SI	81 434	336	604	1	285	53	117 996	1 009		
SK		1			477	853				
FI		5				18				
SE	8	346	21	28	9	513	1 101		56	1
XI	558	4 026	1	19	14 526	106			412	5
<b>EU*</b>	<b>606 395</b>	<b>15 895</b>	<b>389 621</b>	<b>475</b>	<b>227 693</b>	<b>8 553</b>	<b>3 642 778</b>	<b>47 936</b>	<b>3 473</b>	<b>1 557</b>

\* The United Kingdom is no longer a Member State of the European Union, however until the end of the transition period it was still a part of the EU Customs Union. Due to the absence of intra-trade data in the surveillance system, the totals of the EU trade data therefore also include the UK data until 31/12/2020. The data as of 1/1/2021 is therefore not comparable with the data until 31/12/2020.

### Top 5 import origins\* - (update of 04 Oct 2021)

Common wheat				
Origin	MY 2021/22		MY 2020/21	
	tonnes	share	tonnes	share
Ukraine	128 594	21.2%	383 054	43.8%
Russia	113 337	18.7%	81 033	9.3%
Serbia	103 212	17.0%	56 071	6.4%
Moldova	71 346	11.8%	2 898	0.3%
United Kingdom	50 421	8.3%	-----	-----

Durum wheat				
Origin	MY 2021/22		MY 2020/21	
	tonnes	share	tonnes	share
Canada	195 440	50.2%	556 069	69.3%
Australia	121 113	31.1%	41	0.0%
United States of America	27 473	7.1%	201 308	25.1%

Barley				
Origin	MY 2021/22		MY 2020/21	
	tonnes	share	tonnes	share
United Kingdom	209 969	92.2%	-----	-----
Moldova	6 878	3.0%	5 610	11.9%

Maize				
Origin	MY 2021/22		MY 2020/21	
	tonnes	share	tonnes	share
Brazil	2 365 146	64.9%	3 309 675	75.2%
Ukraine	798 991	21.9%	241 066	5.5%
Serbia	229 073	6.3%	415 673	9.4%
Canada	127 646	3.5%	227 838	5.2%
South Africa	38 475	1.1%	4 150	0.1%

Oats				
Origin	MY 2021/22		MY 2020/21	
	tonnes	share	tonnes	share
United Kingdom	3 037	87.5%	-----	-----
Ukraine	356.1	10.3%	513	80.6%

Common wheat flour (grain equivalent)				
Origin	MY 2021/22		MY 2020/21	
	tonnes	share	tonnes	share
United Kingdom	8 554	53.8%	-----	-----
Serbia	2 432	15.3%	376	4.8%
Mauritius	1 773	11.2%	2 510	31.8%
India	1 207	7.6%	3 144	39.9%
Moldova	573	3.6%	599	7.6%

Durum wheat meal (grain equivalent)				
Origin	MY 2021/22		MY 2020/21	
	tonnes	share	tonnes	share
United Kingdom	138	29.1%	-----	-----
India	95	20.0%	131	26.0%
Turkey	84	17.7%	125	24.9%
Morocco	63	13.2%	121	24.0%
Lebanon	50	10.5%	80	15.9%

Malt (grain equivalent)				
Origin	MY 2021/22		MY 2020/21	
	tonnes	share	tonnes	share
Serbia	4 092	47.8%	3 386	94.1%
United Kingdom	3 455	40.4%	-----	-----
Ukraine	841	9.8%	-----	-----

Rye				
Origin	MY 2021/22		MY 2020/21	
	tonnes	share	tonnes	share
Ukraine	23 462	48.9%	-----	-----
Russia	20 962	43.7%	-----	-----

Sorghum				
Origin	MY 2021/22		MY 2020/21	
	tonnes	share	tonnes	share
Ukraine	799	51.3%	5 528	86.6%
Sudan	514	33.0%	423	6.6%
China	86	5.5%	1	0.0%

\* The United Kingdom is no longer a Member State of the European Union, however until the end of the transition period it was still a part of the EU Customs Union. Due to the absence of intra-trade data in the surveillance system, the totals of the EU trade data therefore also include the UK data until 31/12/2020. The data as of 1/1/2021 is therefore not comparable with the data until 31/12/2020.

Week 1 to 14 from 01/07/2021 to 03/10/2021

Summary

Export (tonnes)	Common wheat	Common wheat flour (grain equivalent)	Durum wheat	Durum wheat meal (grain equivalent)	Barley	Malt (grain equivalent)	Maize	Rye	Oats	Sorghum
BE	288	4 375	3 307	575	47	200 584	17		4	
BG	1 320 927	137			103 593	29	93 218			400
CZ		87			155	9 669			850	
DK	38 264	665	4 188	1	11 039	36 763	7			
DE	951 911	7 636	287	321	354 667	120 118	6 950	4 877	2 970	3
EE	39 060	75	51 216			314	159			
IE		1			1	313				
EL		4 463	64 925	530	26	2 715	241	152		
ES	2	1 216	19 500	23 798	10	5 816	10 906	6	7 729	
FR	709 450	15 337	15 031	16 299	677 247	114 106	66 497		2 512	818
HR	56 103	4 286			1 897	4 862	529		701	
IT	419	36 408	12 280	17 839	28	30	580		273	
CY										
LV	697 480	5 460		479	25 377	204	13 396	1 225		
LT	648 224	2 458		6	31 508	3 882	2			
LU										
HU	59 237	1 132		804	1 759	224	12 254	126	23	51
MT										
NL	52	31 783		33	3	72 548	5 455	6	95	20
AT	19 466	2 057	4 952	846	1 273	2 408	112	472	171	
PL	557 648	6 298		39	425	26 821	16 854	2 120		
PT		4 553			40	5 342	175		2	
RO	2 909 305	813		31	1 251 507		324 412			
SI		2 094		11		14	26			
SK	3 661	4			1 355	53				
FI		482				11 894		84	158	
SE	59 427	292	91		100	26 168	64	111	19 331	
XI										
<b>EU*</b>	<b>8 070 924</b>	<b>132 110</b>	<b>175 777</b>	<b>61 612</b>	<b>2 462 055</b>	<b>644 876</b>	<b>551 855</b>	<b>9 179</b>	<b>34 820</b>	<b>1 292</b>

\* The United Kingdom is no longer a Member State of the European Union, however until the end of the transition period it was still a part of the EU Customs Union. Due to the absence of intra-trade data in the surveillance system, the totals of the EU trade data therefore also include the UK data until 31/12/2020. The data as of 1/1/2021 is therefore not comparable with the data until 31/12/2020.

### Top 5 export destinations\* - (update of 04 Oct 2021)

Common wheat				
Destination	MY 2021/22		MY 2020/21	
	tonnes	share	tonnes	share
Algeria	1 169 514	14.5%	1 031 086	18.6%
Korea (Republic of)	822 575	10.2%	60 530	1.1%
Egypt	757 000	9.4%	63 000	1.1%
South Africa	447 008	5.5%	332 935	6.0%
Nigeria	427 355	5.3%	479 117	8.6%

Common wheat flour (grain equivalent)				
Destination	MY 2021/22		MY 2020/21	
	tonnes	share	tonnes	share
United Kingdom	23 306	17.6%	-----	-----
Guinea-Bissau	9 157	6.9%	5 434	5.0%
United States of America	9 098	6.9%	10 783	10.0%
Thailand	6 702	5.1%	7 070	6.5%
Sierra Leone	5 827	4.4%	8 068	7.5%

Durum wheat				
Destination	MY 2021/22		MY 2020/21	
	tonnes	share	tonnes	share
Turkey	64 799	36.9%	5	0.0%
Nigeria	49 947	28.4%	-----	-----
Mauritania	16 000	9.1%	6 800	12.4%

Durum wheat meal (grain equivalent)				
Destination	MY 2021/22		MY 2020/21	
	tonnes	share	tonnes	share
Ivory Coast	19 593	31.8%	17 163	24.2%
Mali	8 246	13.4%	8 044	11.3%
Saudi Arabia	7 284	11.8%	16 980	23.9%
Senegal	6 482	10.5%	7 933	11.2%
United Kingdom	5 348	8.7%	-----	-----

Barley				
Destination	MY 2021/22		MY 2020/21	
	tonnes	share	tonnes	share
China	627 614	25.5%	920 573	40.8%
Saudi Arabia	457 745	18.6%	829 093	36.8%
Jordan	310 715	12.6%	72 464	3.2%
Turkey	298 744	12.1%	18 053	0.8%
Iraq	162 637	6.6%	-----	-----

Malt (grain equivalent)				
Destination	MY 2021/22		MY 2020/21	
	tonnes	share	tonnes	share
Nigeria	59 766	9.3%	51 302	7.2%
Japan	42 299	6.6%	45 038	6.3%
Brazil	39 517	6.1%	92 472	13.0%
United States of America	30 390	4.7%	22 206	3.1%
Cameroon	29 653	4.6%	23 725	3.3%

Maize				
Destination	MY 2021/22		MY 2020/21	
	tonnes	share	tonnes	share
Korea (Republic of)	155 272	28.1%	59 948	15.0%
Egypt	95 102	17.2%	-----	-----
Lebanon	76 394	13.8%	49 659	12.5%
United Kingdom	68 026	12.3%	-----	-----
Israel	59 355	10.8%	-----	-----

Rye				
Destination	MY 2021/22		MY 2020/21	
	tonnes	share	tonnes	share
Japan	4 778	52.1%	-----	-----
Norway	2 150	23.4%	-----	-----
United Kingdom	1 290	14.1%	-----	-----

Oats				
Destination	MY 2021/22		MY 2020/21	
	tonnes	share	tonnes	share
United States of America	16 500	47.4%	77	0.2%
Algeria	7 697	22.1%	11 762	37.7%
Switzerland	6 323	18.2%	11 724	37.6%
Norway	2 831	8.1%	4 414	14.1%
Bosnia and Herzegovina	598	1.7%	1 249	4.0%

Sorghum				
Destination	MY 2021/22		MY 2020/21	
	tonnes	share	tonnes	share
United Kingdom	988.2	76.5%	-----	-----
Jordan	250	19.3%	-----	-----
Serbia	51.0	3.9%	-----	-----

\* The United Kingdom is no longer a Member State of the European Union, however until the end of the transition period it was still a part of the EU Customs Union. Due to the absence of intra-trade data in the surveillance system, the totals of the EU trade data therefore also include the UK data until 31/12/2020. The data as of 1/1/2021 is therefore not comparable with the data until 31/12/2020.

Week 1 to 14 from 01/07/2021 to 03/10/2021

Résumé / Summary

Import (tonnes)	Residues of starch manufacture CN 2303 10 19	Maize gluten feed CN 2309 90 20	Brewing and distilling dregs and waste CN 23033000	Citrus pulp residues CN 2308 00 40 TARIC_ext 10	Total
BE		112		1 301	1 413
BG			1 049		1 049
CZ			126	1 502	1 628
DK	496			4 306	4 803
DE		4	1 254	5 796	7 054
EE			44		44
IE					
EL		23	100		123
ES			58 410		58 410
FR		1	12	1 882	1 895
HR					
IT					
CY					
LV			607		607
LT			2 424		2 424
LU					
HU			486		486
MT					
NL	836	25		3 665	4 526
AT					
PL			2 741	594	3 335
PT			23 098		23 098
RO			332		332
SI					
SK			140		140
FI		2	847		849
SE		6			6
XI		146			146
<b>EU*</b>	<b>1 333</b>	<b>320</b>	<b>91 669</b>	<b>19 046</b>	<b>112 368</b>

\* The United Kingdom is no longer a Member State of the European Union, however until the end of the transition period it was still a part of the EU Customs Union. Due to the absence of intra-trade data in the surveillance system, the totals of the EU trade data therefore also include the UK data until 31/12/2020. The data as of 1/1/2021 is therefore not comparable with the data until 31/12/2020.

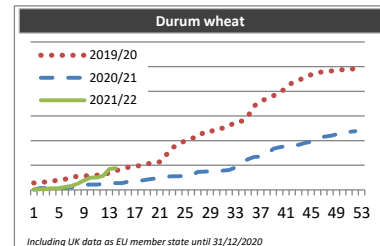
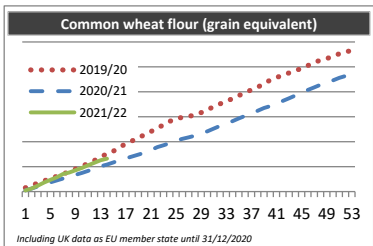
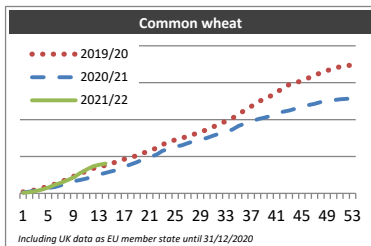
Week 1 to 14 from 01/07/2021 to 03/10/2021

(tonnes)

Common wheat			
week	2019/20	2020/21	2021/22
1	394 862	246 599	186 893
2	637 684	485 459	293 597
3	977 240	794 098	644 107
4	1 448 244	1 244 971	1 030 262
5	1 963 054	1 476 162	1 574 968
6	2 513 822	1 737 110	2 317 676
7	3 216 967	2 220 555	2 870 670
8	3 720 669	2 668 965	3 543 816
9	4 634 890	3 281 372	4 382 611
10	5 242 288	3 604 723	5 481 769
11	6 111 267	3 999 858	6 450 745
12	6 705 310	4 580 374	7 272 566
13	7 110 313	5 085 591	7 744 151
14	7 620 073	5 555 802	8 070 924
15	8 105 152	6 016 442	
16	8 768 326	6 379 393	
17	9 260 991	7 233 325	
18	9 725 371	7 874 470	
19	10 302 872	8 474 698	
20	10 950 606	9 293 610	
21	11 559 006	9 879 064	
22	12 238 923	10 453 386	
23	13 191 650	11 536 206	
24	13 969 039	12 058 201	
25	14 500 960	12 689 363	
26	14 892 397	13 013 856	
27	15 503 107	13 633 116	
28	16 040 869	14 183 211	
29	16 732 853	14 557 165	
30	17 214 564	15 036 443	
31	18 017 661	15 655 358	
32	18 864 983	16 221 398	
33	19 533 215	16 866 377	
34	20 340 927	17 254 942	
35	21 478 133	18 272 682	
36	22 508 992	18 889 585	
37	23 576 835	19 399 611	
38	24 648 935	20 066 727	
39	25 623 736	20 507 076	
40	26 331 024	20 965 492	
41	27 557 137	21 453 783	
42	28 352 332	22 110 460	
43	29 498 032	22 444 829	
44	29 986 220	22 993 380	
45	30 586 614	23 496 636	
46	31 272 389	23 904 565	
47	32 058 028	24 258 624	
48	32 679 212	24 751 959	
49	33 267 819	25 035 911	
50	33 938 316	25 302 669	
51	34 283 798	25 512 313	
52	34 644 187	25 634 299	
53	34 755 332	25 739 165	

Common wheat flour (grain equivalent)			
week	2019/20	2020/21	2021/22
1	15 435	4 872	4 588
2	24 937	12 096	12 521
3	33 874	21 030	23 928
4	43 072	31 584	36 481
5	52 260	37 685	47 365
6	61 292	44 672	57 190
7	70 390	52 128	70 541
8	79 570	58 243	76 501
9	90 348	67 312	86 145
10	101 387	74 930	95 042
11	112 937	83 201	105 934
12	125 288	90 834	115 845
13	137 144	101 458	125 957
14	152 564	108 295	132 110
15	161 470	116 679	
16	178 017	125 739	
17	192 036	133 632	
18	203 494	140 806	
19	216 629	148 536	
20	227 636	155 789	
21	240 881	166 633	
22	255 992	177 926	
23	266 725	185 553	
24	281 932	194 515	
25	292 635	204 123	
26	297 514	211 726	
27	301 214	217 102	
28	308 567	224 332	
29	317 051	233 586	
30	327 957	241 572	
31	340 938	252 605	
32	351 461	263 163	
33	362 608	272 737	
34	372 715	282 243	
35	385 321	293 033	
36	396 031	303 419	
37	408 167	312 401	
38	418 884	323 997	
39	433 794	335 461	
40	446 565	342 956	
41	457 906	352 187	
42	466 045	363 262	
43	476 427	373 920	
44	484 975	385 331	
45	493 579	395 119	
46	505 275	407 353	
47	518 111	417 367	
48	527 007	428 358	
49	533 328	435 014	
50	541 783	445 715	
51	553 064	456 199	
52	561 242	463 249	
53	564 705	470 793	

Durum wheat			
week	2019/20	2020/21	2021/22
1	56 320	1 327	3 677
2	62 920	1 753	4 006
3	62 920	14 516	10 012
4	68 154	14 883	13 187
5	86 292	15 291	13 187
6	86 753	15 673	24 365
7	102 837	16 048	30 803
8	111 338	21 301	51 320
9	113 589	32 788	76 736
10	114 667	42 218	99 084
11	118 940	42 946	100 175
12	133 547	43 032	113 508
13	133 857	48 931	170 642
14	155 545	54 892	175 777
15	171 862	54 941	
16	184 124	55 143	
17	190 877	67 680	
18	199 053	68 120	
19	210 099	76 215	
20	223 737	83 031	
21	226 941	91 284	
22	282 411	101 323	
23	343 490	106 972	
24	365 434	110 034	
25	400 373	110 034	
26	419 109	114 647	
27	426 666	114 769	
28	470 174	145 567	
29	470 303	148 750	
30	499 614	150 958	
31	501 177	151 151	
32	515 497	155 721	
33	553 750	161 252	
34	557 868	180 964	
35	600 622	225 453	
36	681 292	248 771	
37	722 890	268 113	
38	738 572	269 068	
39	763 717	287 287	
40	786 178	332 762	
41	829 099	347 133	
42	870 862	354 084	
43	886 531	365 814	
44	917 862	365 874	
45	934 135	380 175	
46	949 251	391 301	
47	961 068	410 459	
48	962 251	431 130	
49	973 136	437 853	
50	974 689	450 741	
51	981 149	450 742	
52	981 176	469 710	
53	981 176	476 384	





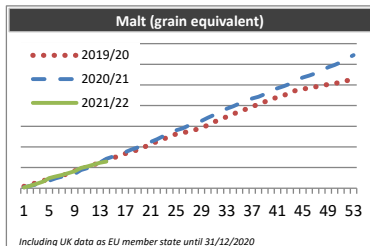
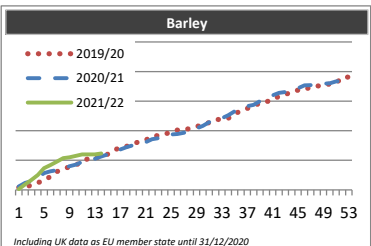
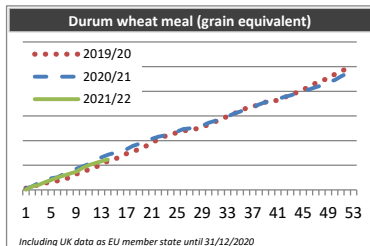
Week 1 to 14 from 01/07/2021 to 03/10/2021

(tonnes)

Durum wheat meal (grain equivalent)			
week	2019/20	2020/21	2021/22
1	3 419	2 938	461
2	6 820	7 082	7 063
3	10 226	14 007	9 905
4	13 805	20 504	15 621
5	15 888	23 477	20 157
6	18 450	25 648	25 000
7	21 168	31 867	28 892
8	25 745	37 029	33 295
9	32 563	42 831	36 952
10	35 529	47 380	44 654
11	41 774	52 790	50 070
12	45 888	60 848	54 117
13	51 969	66 101	58 015
14	58 106	71 054	61 612
15	62 123	74 770	
16	66 815	79 372	
17	73 678	82 359	
18	76 959	89 403	
19	83 477	93 473	
20	88 268	96 907	
21	96 798	103 638	
22	101 407	107 822	
23	108 641	110 517	
24	111 766	113 480	
25	116 671	118 564	
26	119 548	123 554	
27	121 907	124 918	
28	123 735	127 811	
29	127 018	130 208	
30	133 327	136 108	
31	138 085	139 952	
32	142 780	143 928	
33	149 431	148 617	
34	154 739	154 813	
35	159 668	159 021	
36	166 057	164 956	
37	169 286	167 102	
38	172 210	173 230	
39	177 766	177 814	
40	180 514	180 623	
41	181 491	184 419	
42	187 328	188 206	
43	193 804	191 742	
44	197 386	195 975	
45	203 423	200 019	
46	208 913	204 192	
47	216 655	208 228	
48	221 911	212 091	
49	226 259	219 638	
50	234 254	222 364	
51	240 737	230 277	
52	246 096	236 331	
53	247 995	239 785	

Barley			
week	2019/20	2020/21	2021/22
1	165 347	233 928	52 116
2	169 376	470 728	378 443
3	337 758	586 712	674 740
4	483 958	831 663	1 003 064
5	643 505	1 130 666	1 468 128
6	904 136	1 268 298	1 680 057
7	1 228 755	1 333 141	1 908 153
8	1 420 139	1 491 038	2 148 987
9	1 557 085	1 600 529	2 208 266
10	1 681 706	1 714 095	2 307 700
11	1 903 159	1 894 614	2 400 007
12	2 127 844	2 005 566	2 402 683
13	2 168 060	2 109 536	2 404 114
14	2 251 418	2 254 085	2 462 055
15	2 412 055	2 400 370	
16	2 672 039	2 480 031	
17	2 888 058	2 741 126	
18	2 942 536	2 889 268	
19	3 105 633	3 024 509	
20	3 276 420	3 155 273	
21	3 375 606	3 236 213	
22	3 624 631	3 430 877	
23	3 679 932	3 490 960	
24	3 763 870	3 588 482	
25	3 911 595	3 750 589	
26	4 049 716	3 779 901	
27	4 059 332	3 864 674	
28	4 155 826	3 955 768	
29	4 287 553	4 150 549	
30	4 408 901	4 332 732	
31	4 548 101	4 581 890	
32	4 740 889	4 750 974	
33	4 775 918	4 845 957	
34	4 836 880	5 037 466	
35	5 135 908	5 315 867	
36	5 333 994	5 567 480	
37	5 506 704	5 666 768	
38	5 659 110	5 743 185	
39	5 870 780	6 005 287	
40	5 957 895	6 223 987	
41	6 088 968	6 397 931	
42	6 342 421	6 557 194	
43	6 445 131	6 623 449	
44	6 610 799	6 747 328	
45	6 749 591	6 866 940	
46	6 773 159	7 070 210	
47	6 960 607	7 074 797	
48	7 030 441	7 115 845	
49	7 036 380	7 184 310	
50	7 172 922	7 207 873	
51	7 215 539	7 336 344	
52	7 609 930	7 343 749	
53	7 624 789	7 415 391	

Malt (grain equivalent)			
week	2019/20	2020/21	2021/22
1	44 910	21 010	18 827
2	87 671	58 871	60 378
3	131 899	94 273	111 323
4	177 222	126 883	159 002
5	224 550	186 465	246 197
6	264 425	242 342	283 120
7	302 842	278 630	320 712
8	356 882	313 598	363 951
9	420 687	347 519	408 824
10	464 409	440 482	493 487
11	515 491	484 852	527 649
12	566 007	537 887	572 637
13	627 835	623 867	617 011
14	679 373	711 578	644 876
15	728 178	765 585	
16	781 425	812 758	
17	838 800	873 259	
18	887 832	940 385	
19	930 553	990 412	
20	999 894	1 071 994	
21	1 064 468	1 121 605	
22	1 132 096	1 187 310	
23	1 190 613	1 259 806	
24	1 252 859	1 330 171	
25	1 313 470	1 403 579	
26	1 343 817	1 450 116	
27	1 374 854	1 516 680	
28	1 415 268	1 550 637	
29	1 466 062	1 629 517	
30	1 523 380	1 706 741	
31	1 606 351	1 774 689	
32	1 669 767	1 840 672	
33	1 729 020	1 925 241	
34	1 791 257	1 980 105	
35	1 866 822	2 050 598	
36	1 912 222	2 106 810	
37	1 971 579	2 171 559	
38	2 036 984	2 215 912	
39	2 092 310	2 276 804	
40	2 162 293	2 380 096	
41	2 198 885	2 418 377	
42	2 242 152	2 470 862	
43	2 329 285	2 530 048	
44	2 372 027	2 622 944	
45	2 399 040	2 680 094	
46	2 427 644	2 725 351	
47	2 455 455	2 781 106	
48	2 491 862	2 848 514	
49	2 508 636	2 928 703	
50	2 535 402	2 985 581	
51	2 566 317	3 049 419	
52	2 606 259	3 144 617	
53	2 646 457	3 221 752	



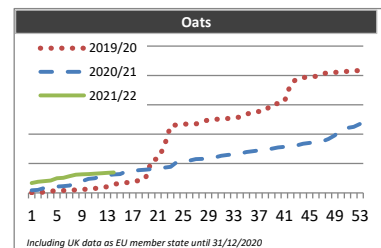
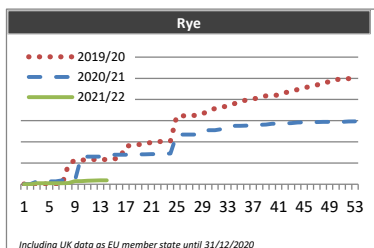
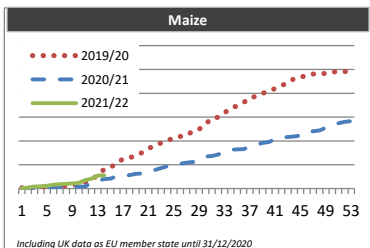
Week 1 to 14 from 01/07/2021 to 03/10/2021

(tonnes)

Maize			
week	2019/20	2020/21	2021/22
1	32 545	1 338	13 302
2	46 352	27 536	40 676
3	52 472	30 132	83 212
4	66 400	37 912	95 311
5	86 002	56 341	117 486
6	97 673	60 801	164 685
7	102 782	68 203	177 122
8	111 913	71 563	194 798
9	125 739	78 596	215 487
10	181 768	82 465	240 312
11	262 627	86 507	356 270
12	377 070	267 949	411 594
13	573 257	327 659	548 027
14	804 507	398 603	551 855
15	890 335	417 643	
16	1 078 162	524 491	
17	1 240 987	544 578	
18	1 299 197	567 124	
19	1 377 297	618 197	
20	1 513 237	633 825	
21	1 678 507	748 697	
22	1 804 041	785 454	
23	1 914 718	859 704	
24	2 031 525	939 660	
25	2 112 346	1 027 907	
26	2 190 722	1 044 197	
27	2 229 617	1 085 492	
28	2 411 901	1 116 562	
29	2 492 707	1 252 223	
30	2 705 260	1 336 780	
31	2 958 117	1 368 460	
32	2 995 488	1 426 397	
33	3 186 443	1 553 269	
34	3 372 441	1 626 279	
35	3 473 942	1 645 280	
36	3 611 099	1 653 296	
37	3 814 310	1 747 150	
38	3 873 774	1 838 330	
39	3 994 046	1 917 130	
40	4 108 919	1 948 673	
41	4 197 266	2 082 861	
42	4 316 749	2 149 494	
43	4 455 334	2 163 208	
44	4 614 471	2 186 389	
45	4 673 252	2 224 232	
46	4 748 726	2 392 981	
47	4 804 469	2 407 822	
48	4 818 677	2 443 240	
49	4 835 577	2 554 359	
50	4 896 665	2 637 176	
51	4 905 451	2 746 323	
52	4 910 394	2 796 707	
53	4 939 131	2 833 215	

Rye			
week	2019/20	2020/21	2021/22
1	497	202	0
2	628	546	41
3	631	6 199	2 248
4	631	6 306	2 249
5	671	6 813	2 326
6	748	6 924	2 357
7	843	9 063	2 444
8	47 071	9 214	2 950
9	56 750	9 286	7 194
10	56 869	64 603	7 239
11	57 988	65 212	8 496
12	58 120	65 389	8 874
13	58 160	65 440	9 096
14	58 273	69 657	9 179
15	60 267	69 657	
16	60 267	69 755	
17	90 675	69 806	
18	90 886	70 428	
19	93 835	70 497	
20	94 428	70 549	
21	99 097	70 952	
22	100 744	71 230	
23	101 052	72 191	
24	101 812	72 637	
25	160 351	117 104	
26	161 493	117 222	
27	162 592	117 222	
28	162 593	117 310	
29	165 178	117 407	
30	174 148	127 513	
31	178 443	127 613	
32	182 680	129 889	
33	183 973	137 620	
34	190 035	137 644	
35	195 599	137 907	
36	198 803	138 130	
37	201 312	138 528	
38	204 540	140 231	
39	208 552	140 859	
40	209 550	142 678	
41	210 624	142 915	
42	216 194	143 680	
43	218 445	144 013	
44	223 927	145 734	
45	227 061	146 197	
46	231 338	146 459	
47	233 930	146 513	
48	240 345	147 044	
49	241 682	147 049	
50	246 769	147 076	
51	248 490	147 286	
52	249 128	148 348	
53	252 487	148 378	

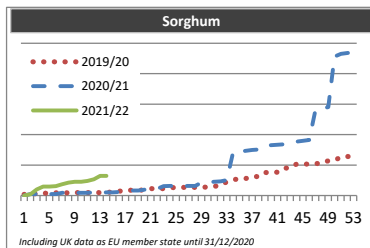
Oats			
week	2019/20	2020/21	2021/22
1	303	4 443	16 792
2	930	5 175	19 062
3	1 418	8 319	20 079
4	3 129	10 274	20 925
5	3 685	10 893	25 098
6	3 968	11 455	25 559
7	4 564	12 539	28 484
8	5 315	18 233	31 010
9	5 865	20 115	31 632
10	6 666	24 001	32 139
11	7 499	24 964	32 819
12	8 192	28 370	33 594
13	10 856	30 245	34 327
14	14 515	31 204	34 820
15	16 797	31 907	
16	17 487	36 852	
17	18 235	37 537	
18	21 508	38 723	
19	23 787	39 482	
20	55 844	40 443	
21	58 386	42 058	
22	79 070	43 067	
23	114 828	44 332	
24	115 819	52 574	
25	117 167	54 624	
26	117 343	54 945	
27	117 534	57 508	
28	120 899	57 886	
29	124 593	59 431	
30	125 256	60 536	
31	126 001	63 298	
32	126 774	64 623	
33	127 889	65 784	
34	129 202	66 881	
35	133 745	69 754	
36	138 019	71 088	
37	138 831	72 543	
38	139 815	74 516	
39	151 303	75 449	
40	152 057	77 289	
41	154 497	78 590	
42	185 388	79 935	
43	194 509	81 057	
44	196 583	83 899	
45	197 590	85 228	
46	198 687	86 350	
47	202 875	87 650	
48	204 762	91 752	
49	205 424	98 126	
50	206 121	108 187	
51	207 210	110 740	
52	208 127	112 637	
53	208 293	117 543	



Week 1 to 14 from 01/07/2021 to 03/10/2021

(tonnes)

Sorghum			
week	2019/20	2020/21	2021/22
1	75	0	0
2	100	99	85
3	124	99	392
4	150	99	584
5	152	100	587
6	173	101	611
7	173	177	743
8	173	177	847
9	194	177	902
10	197	177	902
11	197	177	960
12	197	202	1 070
13	199	204	1 292
14	199	204	1 292
15	244	204	
16	285	228	
17	309	258	
18	360	329	
19	360	331	
20	361	388	
21	456	388	
22	456	439	
23	458	613	
24	503	624	
25	529	624	
26	529	624	
27	529	624	
28	530	624	
29	530	851	
30	556	880	
31	608	903	
32	654	931	
33	907	1 014	
34	1 027	2 885	
35	1 127	2 886	
36	1 127	2 939	
37	1 247	2 997	
38	1 247	3 023	
39	1 511	3 314	
40	1 536	3 314	
41	1 536	3 340	
42	1 796	3 368	
43	1 820	3 500	
44	2 059	3 536	
45	2 059	3 597	
46	2 063	3 653	
47	2 088	5 678	
48	2 137	5 706	
49	2 281	5 811	
50	2 306	9 121	
51	2 524	9 306	
52	2 562	9 357	
53	2 562	9 405	



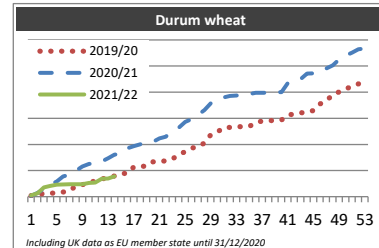
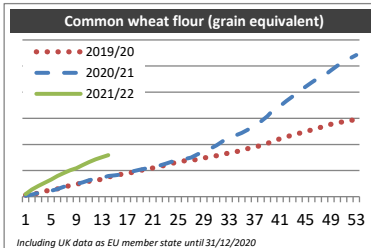
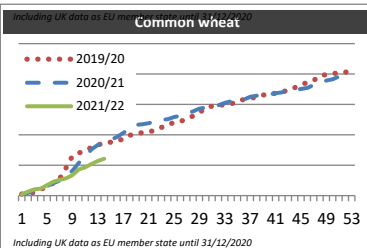
Week 1 to 14 from 01/07/2021 to 03/10/2021

(tonnes)

Common wheat			
week	2019/20	2020/21	2021/22
1	26 347	22 112	22 494
2	38 366	43 513	65 676
3	51 421	84 224	104 834
4	102 005	107 290	115 407
5	156 035	159 746	173 599
6	205 759	205 634	228 057
7	281 272	245 472	258 861
8	458 102	325 735	283 522
9	651 685	409 745	336 760
10	701 468	538 173	431 918
11	737 816	640 539	465 740
12	795 418	761 367	521 947
13	830 102	832 705	570 724
14	871 395	874 935	606 395
15	879 681	917 575	
16	900 950	966 134	
17	930 041	1 031 585	
18	994 104	1 102 149	
19	1 007 899	1 162 807	
20	1 039 529	1 175 619	
21	1 052 883	1 191 547	
22	1 071 394	1 221 759	
23	1 120 454	1 246 064	
24	1 160 854	1 257 478	
25	1 206 778	1 293 064	
26	1 218 655	1 313 287	
27	1 264 623	1 355 790	
28	1 309 793	1 387 157	
29	1 368 246	1 432 128	
30	1 434 339	1 447 702	
31	1 471 644	1 459 859	
32	1 487 151	1 485 722	
33	1 492 036	1 524 550	
34	1 504 342	1 552 147	
35	1 558 802	1 567 849	
36	1 578 838	1 581 313	
37	1 593 168	1 626 269	
38	1 623 991	1 642 560	
39	1 654 539	1 655 193	
40	1 677 376	1 665 140	
41	1 682 030	1 683 439	
42	1 711 539	1 698 737	
43	1 726 510	1 728 838	
44	1 774 517	1 737 558	
45	1 826 514	1 752 881	
46	1 857 014	1 772 478	
47	1 894 402	1 818 745	
48	1 974 245	1 846 833	
49	1 990 862	1 894 091	
50	2 006 800	1 913 436	
51	2 017 543	1 960 187	
52	2 030 309	2 004 329	
53	2 030 450	2 015 192	

Common wheat flour (grain equivalent)			
week	2019/20	2020/21	2021/22
1	615	364	972
2	897	774	2 726
3	1 333	1 454	4 125
4	2 112	1 873	5 343
5	2 555	2 273	6 577
6	3 012	2 867	7 924
7	3 658	3 822	9 008
8	4 310	4 374	10 097
9	4 711	4 859	10 945
10	5 460	5 502	12 135
11	5 861	6 304	13 272
12	6 245	6 897	14 288
13	6 705	7 209	15 118
14	7 573	7 882	15 895
15	7 903	8 135	
16	8 538	8 496	
17	8 994	9 079	
18	9 380	9 759	
19	10 002	10 357	
20	10 523	10 839	
21	11 014	11 239	
22	11 371	11 873	
23	12 095	12 585	
24	12 744	13 394	
25	13 240	14 015	
26	13 774	14 368	
27	13 955	14 937	
28	14 256	16 198	
29	14 818	17 272	
30	15 276	18 322	
31	15 639	19 677	
32	16 052	21 282	
33	16 800	22 165	
34	17 128	23 422	
35	17 743	24 447	
36	18 403	25 681	
37	19 029	27 256	
38	19 572	28 767	
39	20 391	30 786	
40	21 456	33 358	
41	22 116	34 707	
42	22 783	36 611	
43	23 786	38 420	
44	24 286	40 374	
45	25 009	42 063	
46	25 570	43 698	
47	26 147	45 346	
48	27 037	46 515	
49	27 706	48 329	
50	28 309	50 137	
51	28 694	51 661	
52	29 195	52 964	
53	29 462	54 214	

Durum wheat			
week	2019/20	2020/21	2021/22
1	19 538	15 910	24 903
2	39 879	70 589	62 555
3	58 275	148 727	178 630
4	59 066	228 769	204 018
5	80 934	290 923	230 861
6	88 188	389 351	232 090
7	111 407	421 013	238 607
8	206 396	497 085	238 671
9	226 295	576 827	240 024
10	289 834	628 124	260 359
11	290 047	643 468	272 307
12	339 097	674 436	344 728
13	362 832	736 081	347 230
14	396 823	802 094	389 621
15	441 549	821 648	
16	448 379	924 355	
17	567 226	966 163	
18	578 692	1 003 356	
19	587 680	1 041 146	
20	665 108	1 050 712	
21	670 756	1 114 180	
22	687 537	1 146 252	
23	719 118	1 258 285	
24	805 212	1 318 719	
25	861 414	1 428 851	
26	927 708	1 483 610	
27	954 613	1 562 712	
28	1 027 644	1 657 037	
29	1 183 351	1 784 310	
30	1 236 011	1 828 752	
31	1 322 810	1 899 260	
32	1 324 992	1 927 163	
33	1 339 083	1 936 321	
34	1 342 266	1 948 506	
35	1 345 899	1 965 885	
36	1 417 293	1 986 558	
37	1 448 181	1 986 645	
38	1 454 050	1 988 702	
39	1 459 298	2 000 979	
40	1 468 894	2 001 370	
41	1 565 659	2 176 341	
42	1 579 446	2 185 891	
43	1 603 442	2 252 257	
44	1 615 539	2 357 032	
45	1 650 263	2 362 055	
46	1 776 149	2 376 516	
47	1 832 535	2 452 088	
48	1 955 741	2 515 948	
49	2 005 500	2 625 570	
50	2 067 201	2 701 766	
51	2 106 620	2 757 861	
52	2 156 892	2 820 673	
53	2 206 867	2 836 153	



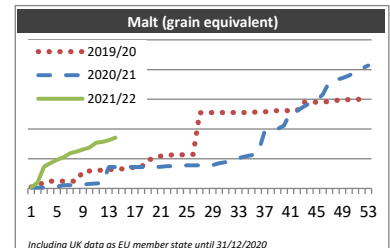
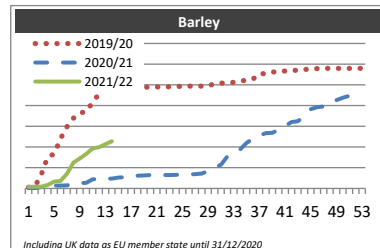
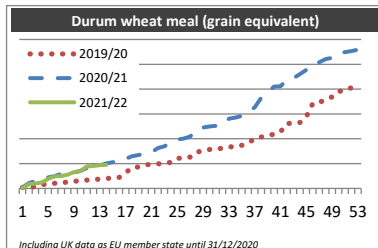
Week 1 to 14 from 01/07/2021 to 03/10/2021

(tonnes)

Durum wheat meal (grain equivalent)			
week	2019/20	2020/21	2021/22
1	17	21	8
2	22	108	89
3	36	150	99
4	75	194	122
5	95	223	193
6	106	247	245
7	106	294	248
8	134	312	279
9	144	321	330
10	158	353	350
11	169	410	444
12	178	432	451
13	187	465	471
14	199	502	475
15	214	528	
16	222	542	
17	318	597	
18	424	647	
19	429	673	
20	472	698	
21	488	728	
22	494	813	
23	508	848	
24	526	930	
25	604	985	
26	615	1 007	
27	633	1 043	
28	732	1 198	
29	753	1 225	
30	784	1 247	
31	794	1 259	
32	812	1 272	
33	836	1 407	
34	843	1 428	
35	869	1 459	
36	916	1 531	
37	1 001	1 637	
38	1 034	1 821	
39	1 068	1 929	
40	1 089	2 053	
41	1 142	2 056	
42	1 306	2 192	
43	1 311	2 223	
44	1 330	2 301	
45	1 446	2 389	
46	1 716	2 509	
47	1 734	2 540	
48	1 788	2 604	
49	1 844	2 631	
50	1 954	2 723	
51	1 970	2 747	
52	2 031	2 769	
53	2 040	2 794	

Barley			
week	2019/20	2020/21	2021/22
1	5 495	15	7 590
2	11 034	1 736	8 127
3	66 804	6 899	8 833
4	151 795	6 902	16 768
5	167 048	13 520	32 971
6	240 193	13 722	36 520
7	298 686	14 445	71 590
8	338 676	24 701	124 901
9	364 018	25 509	144 070
10	370 412	26 468	166 982
11	416 796	44 307	193 614
12	456 839	45 208	199 105
13	484 584	46 951	213 293
14	487 744	47 223	227 693
15	487 929	52 559	
16	488 381	54 429	
17	488 773	54 429	
18	488 774	61 714	
19	489 027	63 015	
20	489 027	64 307	
21	490 205	64 413	
22	490 205	64 592	
23	490 872	64 716	
24	490 936	65 502	
25	493 575	66 521	
26	493 575	68 056	
27	493 631	68 323	
28	493 875	72 261	
29	494 151	84 510	
30	506 261	99 450	
31	507 913	114 874	
32	508 927	154 276	
33	511 932	171 895	
34	518 024	189 585	
35	522 024	219 200	
36	528 225	241 500	
37	554 219	256 024	
38	554 418	266 912	
39	561 890	268 270	
40	562 391	283 098	
41	567 887	302 045	
42	568 130	320 915	
43	571 281	324 462	
44	574 773	348 920	
45	575 048	382 901	
46	578 405	391 552	
47	579 778	396 379	
48	579 808	418 184	
49	579 822	427 103	
50	579 838	437 930	
51	579 841	446 784	
52	579 841	450 928	
53	579 841	457 400	

Malt (grain equivalent)			
week	2019/20	2020/21	2021/22
1	240	134	165
2	405	135	963
3	1 112	139	3 680
4	1 221	271	4 266
5	1 222	285	4 817
6	1 222	551	5 243
7	1 222	551	5 897
8	1 223	574	6 208
9	2 882	642	6 539
10	2 916	777	6 861
11	3 019	845	7 705
12	3 079	872	7 838
13	3 172	3 595	8 134
14	3 205	3 596	8 553
15	3 298	3 597	
16	3 419	3 597	
17	3 573	3 597	
18	3 574	3 618	
19	4 874	3 618	
20	4 913	3 622	
21	5 453	3 622	
22	5 555	3 757	
23	5 678	3 757	
24	5 678	3 825	
25	5 678	3 891	
26	5 736	3 893	
27	12 737	3 893	
28	12 737	3 893	
29	12 763	3 908	
30	12 763	4 249	
31	12 784	4 406	
32	12 784	4 716	
33	12 784	5 094	
34	12 785	5 393	
35	12 853	5 583	
36	12 853	5 902	
37	12 879	9 588	
38	13 037	9 803	
39	13 101	10 004	
40	13 101	10 555	
41	13 102	12 841	
42	13 102	13 071	
43	14 520	13 729	
44	14 521	14 372	
45	14 521	14 764	
46	14 522	15 814	
47	14 654	17 968	
48	14 788	18 263	
49	14 921	18 558	
50	14 922	18 978	
51	14 989	19 561	
52	15 017	20 192	
53	15 152	20 682	



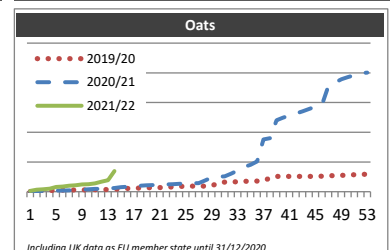
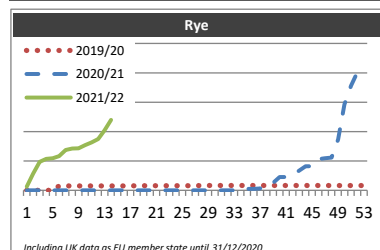
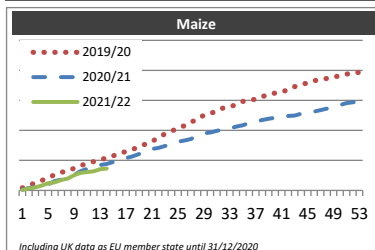
Week 1 to 14 from 01/07/2021 to 03/10/2021

(tonnes)

Maize			
week	2019/20	2020/21	2021/22
1	431 335	124 748	89 723
2	761 493	419 378	320 174
3	1 303 291	595 271	513 668
4	1 679 978	815 972	837 600
5	2 125 234	1 042 931	1 200 719
6	2 624 908	1 560 728	1 344 594
7	3 052 379	1 821 390	1 726 118
8	3 169 059	2 040 073	1 986 571
9	3 696 266	2 599 754	2 530 300
10	4 136 674	3 232 831	2 949 770
11	4 528 291	3 612 176	3 081 257
12	4 793 952	3 829 175	3 196 548
13	4 996 725	4 219 341	3 543 628
14	5 487 628	4 402 520	3 642 778
15	5 763 763	4 727 179	
16	6 170 580	4 963 268	
17	6 499 207	5 400 173	
18	6 842 861	5 666 468	
19	7 283 922	6 072 793	
20	7 708 645	6 554 661	
21	8 142 817	6 901 144	
22	8 844 490	7 082 023	
23	9 403 426	7 419 257	
24	9 873 078	7 702 610	
25	10 401 394	8 111 730	
26	10 790 670	8 323 554	
27	11 365 407	8 568 333	
28	11 849 280	9 110 890	
29	12 524 375	9 496 331	
30	12 789 768	9 666 315	
31	13 295 871	9 937 478	
32	13 743 522	10 191 903	
33	13 902 681	10 331 658	
34	14 347 761	10 654 551	
35	14 826 242	10 866 022	
36	15 008 165	11 219 945	
37	15 214 366	11 498 054	
38	15 616 245	11 732 389	
39	15 952 649	11 940 023	
40	16 223 413	12 106 350	
41	16 449 789	12 258 764	
42	16 732 132	12 401 182	
43	17 293 895	12 476 015	
44	17 667 097	12 769 436	
45	17 893 341	13 010 208	
46	18 286 022	13 127 778	
47	18 491 535	13 377 160	
48	18 664 713	13 620 013	
49	18 893 341	13 858 727	
50	19 067 445	14 220 978	
51	19 344 149	14 552 465	
52	19 590 481	14 692 780	
53	19 652 083	14 872 818	

Rye			
week	2019/20	2020/21	2021/22
1	0	0	2 504
2	0	0	11 290
3	0	0	19 382
4	0	2	21 461
5	0	2	21 881
6	2 981	2	23 302
7	2 981	2	27 394
8	2 981	2	28 392
9	2 981	2	28 669
10	2 981	2	30 732
11	2 981	2	32 614
12	2 981	2	34 909
13	2 981	2	40 887
14	2 981	2	47 936
15	2 981	2	
16	2 981	2	
17	3 026	8	
18	3 092	8	
19	3 092	8	
20	3 092	8	
21	3 092	8	
22	3 192	9	
23	3 192	9	
24	3 214	9	
25	3 214	10	
26	3 214	10	
27	3 214	10	
28	3 236	10	
29	3 236	10	
30	3 236	10	
31	3 236	10	
32	3 239	10	
33	3 239	10	
34	3 240	387	
35	3 240	1 031	
36	3 240	1 031	
37	3 248	1 308	
38	3 248	4 414	
39	3 248	5 094	
40	3 248	9 060	
41	3 248	9 060	
42	3 248	10 485	
43	3 248	13 390	
44	3 248	16 354	
45	3 248	16 354	
46	3 248	21 245	
47	3 248	21 833	
48	3 249	22 331	
49	3 249	34 692	
50	3 249	58 563	
51	3 249	71 185	
52	3 249	80 688	
53	3 249	86 286	

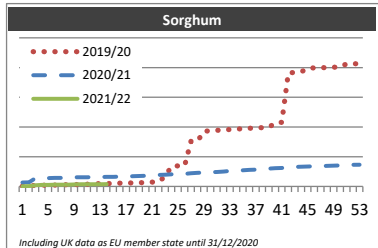
Oats			
week	2019/20	2020/21	2021/22
1	2	0	135
2	113	88	331
3	141	110	415
4	188	154	505
5	215	176	787
6	262	198	874
7	262	220	1 005
8	284	243	1 064
9	307	337	1 210
10	307	404	1 267
11	329	492	1 398
12	351	492	1 692
13	374	541	1 939
14	418	637	3 473
15	462	744	
16	545	821	
17	568	958	
18	610	1 002	
19	654	1 073	
20	677	1 125	
21	707	1 169	
22	770	1 237	
23	792	1 242	
24	876	1 330	
25	943	1 379	
26	943	1 423	
27	944	1 423	
28	944	1 895	
29	1 008	2 402	
30	1 424	2 522	
31	1 600	2 583	
32	1 630	3 034	
33	1 674	3 579	
34	1 746	4 189	
35	1 748	4 524	
36	1 792	5 110	
37	1 849	8 798	
38	2 290	8 997	
39	2 557	12 022	
40	2 557	12 465	
41	2 557	12 812	
42	2 557	13 163	
43	2 558	13 515	
44	2 558	13 907	
45	2 582	14 308	
46	2 604	14 635	
47	2 670	17 764	
48	2 716	18 364	
49	2 738	18 907	
50	2 776	19 287	
51	2 864	19 603	
52	2 909	19 955	
53	2 953	20 035	

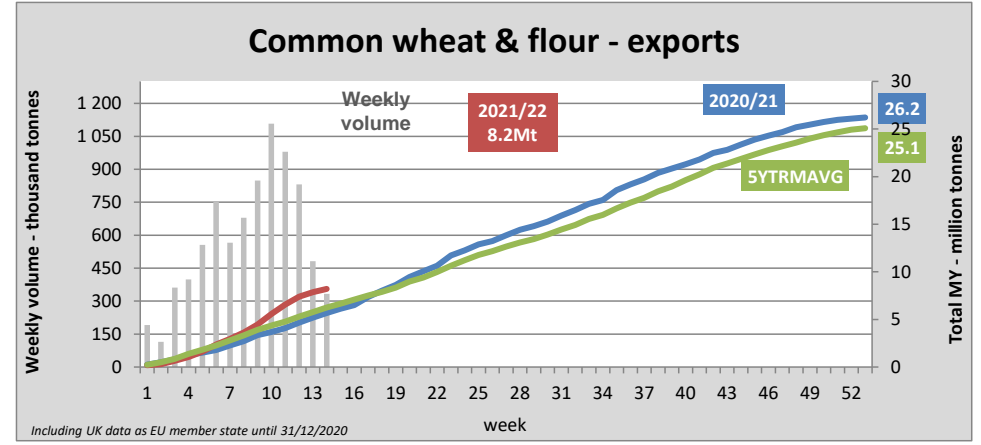
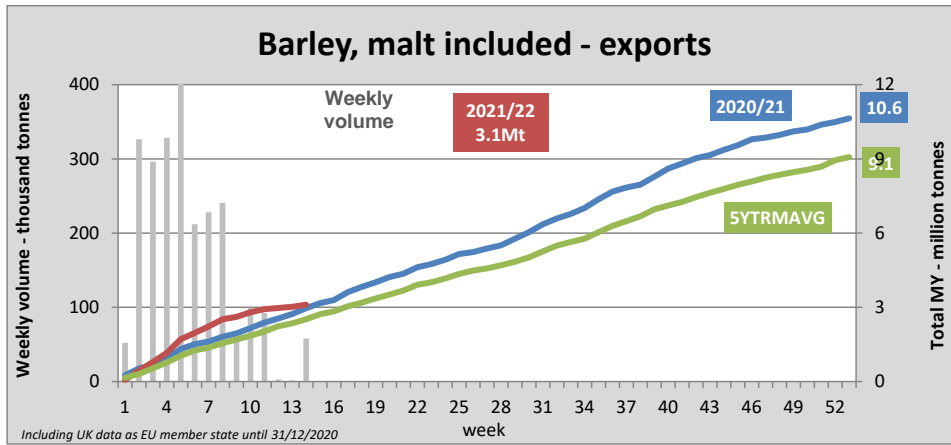
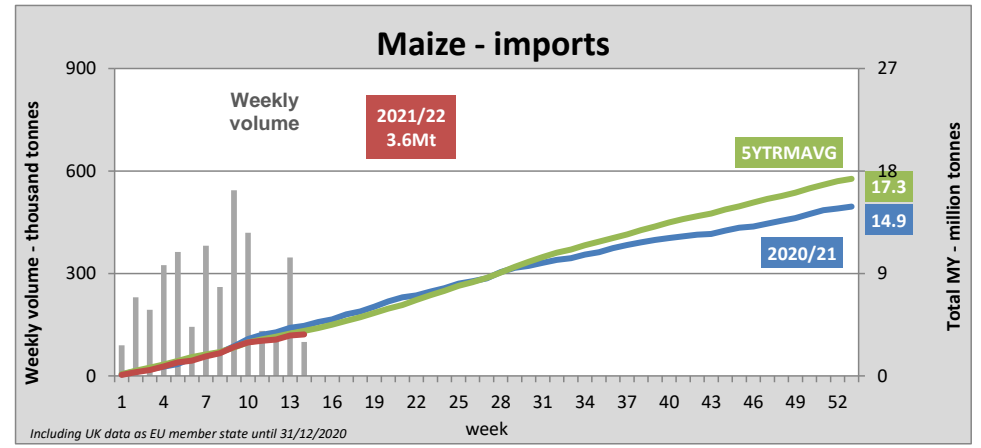
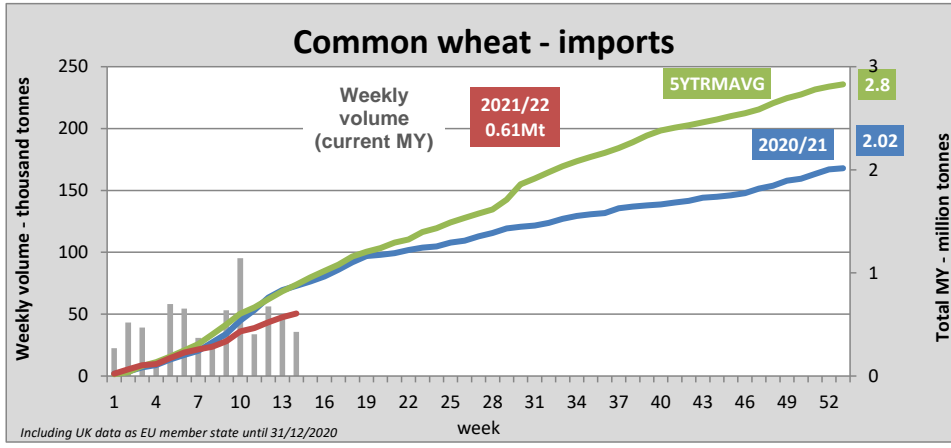


Week 1 to 14 from 01/07/2021 to 03/10/2021

(tonnes)

Sorghum			
week	2019/20	2020/21	2021/22
1	206	2 653	86
2	472	2 727	218
3	583	5 479	820
4	789	5 531	1 044
5	852	5 627	1 126
6	945	5 695	1 188
7	1 052	5 697	1 210
8	1 137	5 721	1 235
9	1 244	6 172	1 361
10	1 354	6 174	1 447
11	1 510	6 243	1 497
12	1 780	6 269	1 498
13	1 850	6 364	1 544
14	1 892	6 387	1 557
15	2 109	6 409	
16	2 262	6 539	
17	2 352	6 629	
18	2 379	6 835	
19	2 473	6 966	
20	2 675	7 168	
21	2 941	7 623	
22	3 203	7 789	
23	6 533	7 926	
24	13 531	8 125	
25	13 828	8 282	
26	13 918	8 461	
27	30 270	8 818	
28	30 485	9 200	
29	37 223	9 365	
30	37 489	9 526	
31	37 775	9 658	
32	38 117	10 077	
33	38 317	10 505	
34	38 649	10 799	
35	38 802	10 903	
36	39 086	11 083	
37	39 327	11 333	
38	39 598	11 618	
39	39 732	12 022	
40	42 902	12 296	
41	43 112	12 410	
42	76 240	12 797	
43	76 819	13 108	
44	77 061	13 325	
45	79 554	13 400	
46	79 736	13 526	
47	79 761	13 748	
48	80 094	13 862	
49	80 226	13 983	
50	80 385	14 115	
51	82 471	14 335	
52	82 566	14 533	
53	82 653	14 599	







## Calendar of Marketing Year weeks

Week	2019/20		2020/21		2021/22	
	Start	End	Start	End	Start	End
1	01/07/2019	07/07/2019	01/07/2020	05/07/2020	01/07/2021	04/07/2021
2	08/07/2019	14/07/2019	06/07/2020	12/07/2020	05/07/2021	11/07/2021
3	15/07/2019	21/07/2019	13/07/2020	19/07/2020	12/07/2021	18/07/2021
4	22/07/2019	28/07/2019	20/07/2020	26/07/2020	19/07/2021	25/07/2021
5	29/07/2019	04/08/2019	27/07/2020	02/08/2020	26/07/2021	01/08/2021
6	05/08/2019	11/08/2019	03/08/2020	09/08/2020	02/08/2021	08/08/2021
7	12/08/2019	18/08/2019	10/08/2020	16/08/2020	09/08/2021	15/08/2021
8	19/08/2019	25/08/2019	17/08/2020	23/08/2020	16/08/2021	22/08/2021
9	26/08/2019	01/09/2019	24/08/2020	30/08/2020	23/08/2021	29/08/2021
10	02/09/2019	08/09/2019	31/08/2020	06/09/2020	30/08/2021	05/09/2021
11	09/09/2019	15/09/2019	07/09/2020	13/09/2020	06/09/2021	12/09/2021
12	16/09/2019	22/09/2019	14/09/2020	20/09/2020	13/09/2021	19/09/2021
13	23/09/2019	29/09/2019	21/09/2020	27/09/2020	20/09/2021	26/09/2021
14	30/09/2019	06/10/2019	28/09/2020	04/10/2020	27/09/2021	03/10/2021
15	07/10/2019	13/10/2019	05/10/2020	11/10/2020	04/10/2021	10/10/2021
16	14/10/2019	20/10/2019	12/10/2020	18/10/2020	11/10/2021	17/10/2021
17	21/10/2019	27/10/2019	19/10/2020	25/10/2020	18/10/2021	24/10/2021
18	28/10/2019	03/11/2019	26/10/2020	01/11/2020	25/10/2021	31/10/2021
19	04/11/2019	10/11/2019	02/11/2020	08/11/2020	01/11/2021	07/11/2021
20	11/11/2019	17/11/2019	09/11/2020	15/11/2020	08/11/2021	14/11/2021
21	18/11/2019	24/11/2019	16/11/2020	22/11/2020	15/11/2021	21/11/2021
22	25/11/2019	01/12/2019	23/11/2020	29/11/2020	22/11/2021	28/11/2021
23	02/12/2019	08/12/2019	30/11/2020	06/12/2020	29/11/2021	05/12/2021
24	09/12/2019	15/12/2019	07/12/2020	13/12/2020	06/12/2021	12/12/2021
25	16/12/2019	22/12/2019	14/12/2020	20/12/2020	13/12/2021	19/12/2021
26	23/12/2019	29/12/2019	21/12/2020	27/12/2020	20/12/2021	26/12/2021
27	30/12/2019	05/01/2020	28/12/2020	03/01/2021	27/12/2021	02/01/2022
28	06/01/2020	12/01/2020	04/01/2021	10/01/2021	03/01/2022	09/01/2022
29	13/01/2020	19/01/2020	11/01/2021	17/01/2021	10/01/2022	16/01/2022
30	20/01/2020	26/01/2020	18/01/2021	24/01/2021	17/01/2022	23/01/2022
31	27/01/2020	02/02/2020	25/01/2021	31/01/2021	24/01/2022	30/01/2022
32	03/02/2020	09/02/2020	01/02/2021	07/02/2021	31/01/2022	06/02/2022
33	10/02/2020	16/02/2020	08/02/2021	14/02/2021	07/02/2022	13/02/2022
34	17/02/2020	23/02/2020	15/02/2021	21/02/2021	14/02/2022	20/02/2022
35	24/02/2020	01/03/2020	22/02/2021	28/02/2021	21/02/2022	27/02/2022
36	02/03/2020	08/03/2020	01/03/2021	07/03/2021	28/02/2022	06/03/2022
37	09/03/2020	15/03/2020	08/03/2021	14/03/2021	07/03/2022	13/03/2022
38	16/03/2020	22/03/2020	15/03/2021	21/03/2021	14/03/2022	20/03/2022
39	23/03/2020	29/03/2020	22/03/2021	28/03/2021	21/03/2022	27/03/2022
40	30/03/2020	05/04/2020	29/03/2021	04/04/2021	28/03/2022	03/04/2022
41	06/04/2020	12/04/2020	05/04/2021	11/04/2021	04/04/2022	10/04/2022
42	13/04/2020	19/04/2020	12/04/2021	18/04/2021	11/04/2022	17/04/2022
43	20/04/2020	26/04/2020	19/04/2021	25/04/2021	18/04/2022	24/04/2022
44	27/04/2020	03/05/2020	26/04/2021	02/05/2021	25/04/2022	01/05/2022
45	04/05/2020	10/05/2020	03/05/2021	09/05/2021	02/05/2022	08/05/2022
46	11/05/2020	17/05/2020	10/05/2021	16/05/2021	09/05/2022	15/05/2022
47	18/05/2020	24/05/2020	17/05/2021	23/05/2021	16/05/2022	22/05/2022
48	25/05/2020	31/05/2020	24/05/2021	30/05/2021	23/05/2022	29/05/2022
49	01/06/2020	07/06/2020	31/05/2021	06/06/2021	30/05/2022	05/06/2022
50	08/06/2020	14/06/2020	07/06/2021	13/06/2021	06/06/2022	12/06/2022
51	15/06/2020	21/06/2020	14/06/2021	20/06/2021	13/06/2022	19/06/2022
52	22/06/2020	28/06/2020	21/06/2021	27/06/2021	20/06/2022	26/06/2022
53	29/06/2020	30/06/2020	28/06/2021	30/06/2021	27/06/2022	30/06/2022