

In this report data for France are complete until July 2021
As of July 2021 the weekly reports are published on Tuesdays at 16h

Trade monitoring through customs surveillance data

The TAXUD surveillance system ("customs surveillance") records and centralizes all trade data (import and exports) directly from the national customs authorities on a daily basis. For each transaction, the stored data contain the information available on the Single Administrative Document (SAD), including the volume and origin of the consignment.

As surveillance system does not include intra-trade data, the UK data as EU partner can't be displayed before 1/1/2021. The data as of 1/1/2021 is therefore not comparable with the data until 31/12/2020.

According to Art.55(2) of Commission Implementing Regulation (EU) 2015/2447, the customs authorities shall provide the Commission at least once a week with data on customs declarations for the goods that have been made subject to surveillance at release for free circulation or at export.

The "customs surveillance" data provide actual and prompt information about the trade (import/export) transaction in terms of volume and origin or destination. The European Commission aims to improve data quality and provide as recent and accurate information as possible. However, Surveillance data are created on the basis of declarations that may be modified, corrected or deleted. Additionally, the legal basis (Regulation (EU) 2015/2447) allows that on specific occasions declaration data may be forwarded with a delay. Therefore, it cannot be guaranteed that information provided is free of errors or that it will not be amended. The European Commission accepts no responsibility with regard to such problems incurred as a result of using these data.

* The United Kingdom is no longer a Member State of the European Union, however until the end of the transition period it was still a part of the EU Customs Union. Due to the absence of intra-trade data in the surveillance system, the totals of the EU trade data therefore also include the UK data until 31/12/2020. The data as of 1/1/2021 is therefore not comparable with the data until 31/12/2020.

Publication of data

This report is published on a weekly basis. In case of a technical issue or another constraint causing delay of the publication, please note that the next upload will be done in the coming days at 12h or 16h.

The data are expressed in quantity of the product itself, unless otherwise stated.
Below the specifications of the products included in the report.

Product	CN code
Soyabeans	1201 10 00; 1201 90 00
Rapeseed	1205 10 10; 1205 10 90; 1205 90 00
Sunflowerseed	1206 00 10; 1206 00 91; 1206 00 99
Soyameal	2304 00 00
Rapeseed meal	2306 41 00; 2306 49 00
Sunflowerseed meal	2306 30 00
Soyaoil	1507 10 10; 1507 10 90; 1507 90 10; 1507 90 90
Rapeseed oil	1514 11 10; 1514 11 90; 1514 19 10; 1514 19 90; 1514 91 10; 1514 91 90; 1514 99 10; 1514 99 90
Sunflowerseed oil	1512 11 10; 1512 11 91; 1512 11 99; 1512 19 10; 1512 19 90
Palm oil	1511 10 10; 1511 10 90; 1511 90 11; 15119019; 15119091; 15119099

- XI refers to Northern Ireland
- the weekly reference period is from Monday to Sunday

Cumul of week 1 to 16

	EU*		EU + UK		EU + UK	
	01/07/2021 - 17/10/2021		01/07/2020 - 18/10/2020		01/07/2019 - 20/10/2019	
(tonnes)	Export	Import	Export	Import	Export	Import
Soyabeans	18 919	3 616 175	22 221	4 255 378	57 558	3 975 223
Rapeseed	248 946	1 305 367	4 469	2 045 747	9 839	2 466 434
Sunflowerseed	95 416	85 616	131 930	143 817	161 099	115 935
Total seeds	363 282	5 007 158	158 620	6 444 942	228 496	6 557 592
Soyameal	287 907	4 383 884	138 851	5 531 856	150 228	5 901 398
Rapeseed meal	181 441	222 202	140 919	133 128	116 685	149 151
Sunflowerseed meal	182 992	448 780	82 252	620 328	133 409	765 359
Total meals	652 340	5 054 866	362 022	6 285 313	400 323	6 815 908
Soyaoil	309 417	166 166	163 581	178 523	136 630	150 585
Rapeseed oil	117 488	177 800	87 401	109 291	59 989	97 591
Sunflowerseed oil	178 404	394 645	192 150	525 811	149 168	516 041
Palm oil	61 379	1 664 547	23 092	1 997 148	38 488	1 761 141
Total oils	666 688	2 403 158	466 224	2 810 773	384 275	2 525 358
General Total	1 682 309	12 465 182	986 867	15 541 028	1 013 093	15 898 858

* The United Kingdom is no longer a Member State of the European Union, however until the end of the transition period it was still a part of the EU Customs Union. Due to the absence of intra-trade data in the surveillance system, the totals of the EU trade data therefore also include the UK data until 31/12/2020. The data as of 1/1/2021 is therefore not comparable with the data until 31/12/2020.

Week 1 to 16 from 01/07/2021 to 17/10/2021

Summary

Import (tonnes)	Soyabeans	Rapeseed	Sunflower- seed	Soyameal	Rapeseed meal	Sunflower- seed meal	Soyaoil	Rapeseed oil	Sunflower- seed oil	Palm oil
BE	64 093	336 214	411	18 005		3 558	57	3 482	885	92 273
BG	64	25 457	14 702	1 020			6 299	9 864	3 689	288
CZ	330	3 547	1 126	267		93	303	475	1 968	
DK	330	5	474	285 999	605	47 618	16 477	9 326	630	22 253
DE	662 865	309 888	4 899	289 576	12 768	27 355	354	6 272	714	37 168
EE			1 613	638	723	1 137	24	1 293	1 231	
IE			5	61 853				15	1	54
EL	45 350		745	131 666	3 188	6 000	2 275	2	638	23 524
ES	902 776		12 900	1 024 877	55 815	33 165	72 741	44	123 745	475 207
FR	80 851	50 528	994	154 913	19 667	49 968	338	76	19 587	19 178
HR	25	908	3	943		267	218	1 845	11 323	3 384
IT	591 259		558	423 033	2 000	68 277	22	23	55 376	463 858
CY				19 400			29	75	114	
LV		50	82	3 569	13 950	7 627	22	14 832	1 713	12
LT	650		286	2 392	30 735	2 390	3 382	17 093	5 403	
LU										
HU	3 958	8 269	10 093	66			1 191		1 924	326
MT							39	3	250	131
NL	1 034 745	459 906	6 495	726 158	8 261	135 185	371	57 839	96 052	510 152
AT	7	1 074	1 536			45	118	1 459	6 182	1
PL	11 737	69 926	2 981	714 959	26 748	32 040	53 422	50 265	42 908	158
PT	170 654	6 352	65	38 968				2	2 990	1 586
RO	41 059	33 165	24 847	161 425	46		348		1 915	3 671
SI	1 532		146	260 431	7 445	23 880	1 624	2 362	9 655	
SK	481	14	66					124	3 761	
FI	1 118			11 565	30 590	2 000	84	45		7
SE	2 289	64	284	49 365	7 500	8 175	6 171	5	473	11 315
XI	1		305	2 794	2 160		260	980	1 517	1
EU*	3 616 175	1 305 367	85 616	4 383 884	222 202	448 780	166 166	177 800	394 645	1 664 547

* The United Kingdom is no longer a Member State of the European Union, however until the end of the transition period it was still a part of the EU Customs Union. Due to the absence of intra-trade data in the surveillance system, the totals of the EU trade data therefore also include the UK data until 31/12/2020. The data as of 1/1/2021 is therefore not comparable with the data until 31/12/2020.

Top 5 import origins* - Marketing Year 2021/22 (update of 17/10/2021)

Soyabeans		
Origin	tonnes	share
Brazil	3 042 654	84.1%
United States of America	431 020	11.9%
Canada	68 023	1.9%
Ukraine	19 483	0.5%
Uruguay	16 522	0.5%

Rapeseed		
Origin	tonnes	share
Ukraine	879 093	67.3%
Australia	287 892	22.1%
Moldova	55 608	4.3%
Serbia	50 780	3.9%
	29 730	2.3%

Sunflowerseed		
Origin	tonnes	share
Moldova	35 808	41.8%
Serbia	12 717	14.9%
China	11 005	12.9%
United Kingdom	4 629	5.4%
United States of America	4 329	5.1%

Soyameal		
Origin	tonnes	share
Argentina	2 029 592	46.3%
Brazil	1 803 413	41.1%
Paraguay	212 940	4.9%
Russia	79 192	1.8%
India	55 813	1.3%

Rapeseed meal		
Origin	tonnes	share
Ukraine	105 706	47.6%
United Kingdom	49 423	22.2%
Russia	40 708	18.3%
Belarus	18 724	8.4%

Sunflowerseed meal		
Origin	tonnes	share
Argentina	206 389	46.0%
Russia	134 154	29.9%
Ukraine	92 829	20.7%
Serbia	12 831	2.9%
Bosnia and Herzegovina	2 575	0.6%

Sunflowerseed oil		
Origin	tonnes	share
Ukraine	349 007	88.4%
Serbia	27 277	6.9%
Moldova	5 243	1.3%
Bosnia and Herzegovina	3 520	0.9%
United Kingdom	3 284	0.8%

Rapeseed oil		
Origin	tonnes	share
Ukraine	91 825	51.6%
Belarus	30 897	17.4%
Russia	21 181	11.9%
United Arab Emirates	9 845	5.5%
Serbia	9 453	5.3%

Soyaoil		
Origin	tonnes	share
Argentina	69 668	41.9%
Ukraine	53 893	32.4%
Russia	14 272	8.6%
Norway	13 102	7.9%
Serbia	12 708	7.6%

Palm oil		
Origin	tonnes	share
Indonesia	777 694	46.7%
Malaysia	357 078	21.5%
Guatemala	172 762	10.4%
Honduras	103 650	6.2%
Papua New Guinea	85 835	5.2%

* The United Kingdom is no longer a Member State of the European Union, however until the end of the transition period it was still a part of the EU Customs Union. Due to the absence of intra-trade data in the surveillance system, the totals of the EU trade data therefore also include the UK data until 31/12/2020. The data as of 1/1/2021 is therefore not comparable with the data until 31/12/2020.

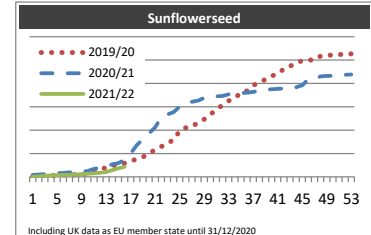
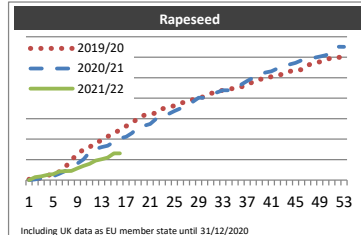
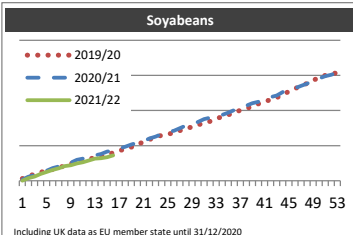
Week 1 to 16 from 01/07/2021 to 17/10/2021

(tonnes)

Soyabeans			
week	2019/20	2020/21	2021/22
1	310023	163413	13968
2	659 958	555 679	355 659
3	945 349	809 177	611 356
4	1 206 069	1 030 274	965 009
5	1 459 821	1 426 359	1 265 287
6	1 599 344	1 791 837	1 533 438
7	1 918 824	2 034 261	1 761 432
8	2 080 718	2 232 628	2 080 030
9	2 430 768	2 589 473	2 194 097
10	2 674 638	2 966 515	2 461 295
11	2 942 766	3 154 630	2 622 696
12	3 069 834	3 416 837	2 893 347
13	3 320 577	3 617 651	3 151 233
14	3 400 305	3 818 988	3 207 222
15	3 684 034	4 143 949	3 359 147
16	3 975 223	4 255 378	3 616 175
17	4 282 801	4 582 823	
18	4 542 592	4 857 846	
19	4 797 713	5 165 400	
20	5 189 273	5 410 281	
21	5 493 024	5 635 100	
22	5 837 209	6 015 529	
23	6 294 102	6 289 050	
24	6 439 558	6 663 950	
25	6 658 597	6 974 129	
26	6 783 844	7 112 780	
27	7 153 195	7 484 302	
28	7 439 728	7 863 914	
29	7 658 418	8 091 805	
30	7 983 799	8 365 817	
31	8 168 745	8 787 028	
32	8 471 219	8 981 033	
33	8 849 052	9 189 891	
34	9 127 667	9 392 437	
35	9 378 265	9 690 483	
36	9 699 943	10 070 446	
37	10 039 587	10 404 150	
38	10 260 376	10 689 034	
39	10 609 179	11 036 736	
40	10 964 545	11 235 033	
41	11 270 664	11 579 989	
42	11 522 310	11 899 730	
43	11 816 886	12 145 247	
44	12 285 278	12 611 705	
45	12 699 528	12 966 421	
46	13 101 564	13 178 022	
47	13 556 222	13 516 182	
48	13 862 947	13 844 248	
49	14 302 368	14 289 106	
50	14 712 851	14 579 466	
51	15 013 397	14 896 544	
52	15 251 772	15 106 108	
53	15 363 646	15 421 241	

Rapeseed			
week	2019/20	2020/21	2021/22
1	37747	2303	1890
2	65 811	30 315	147 372
3	99 835	87 701	185 167
4	229 803	117 612	252 202
5	282 612	191 335	286 826
6	407 773	310 167	418 125
7	633 499	447 212	435 611
8	985 410	634 354	451 018
9	1 255 929	809 917	577 874
10	1 499 678	1 005 715	692 183
11	1 604 669	1 368 635	790 594
12	1 841 860	1 519 996	945 906
13	1 928 508	1 608 779	1 021 107
14	2 136 766	1 675 495	1 096 683
15	2 274 558	1 870 591	1 303 037
16	2 466 434	2 045 747	1 305 367
17	2 632 200	2 116 047	
18	2 781 770	2 302 683	
19	3 030 217	2 575 115	
20	3 161 679	2 653 439	
21	3 210 265	2 741 156	
22	3 279 623	3 000 518	
23	3 482 110	3 101 934	
24	3 568 769	3 226 133	
25	3 633 476	3 375 065	
26	3 775 469	3 495 914	
27	3 798 068	3 654 993	
28	3 926 802	3 816 857	
29	3 959 863	4 020 847	
30	4 113 758	4 021 706	
31	4 234 166	4 086 795	
32	4 271 908	4 278 493	
33	4 400 563	4 385 639	
34	4 468 819	4 386 353	
35	4 469 503	4 450 697	
36	4 553 737	4 666 156	
37	4 625 305	4 836 258	
38	4 818 533	5 011 358	
39	4 928 847	5 126 993	
40	4 929 337	5 253 716	
41	5 055 893	5 316 458	
42	5 125 991	5 445 875	
43	5 177 918	5 515 224	
44	5 299 408	5 644 871	
45	5 390 588	5 725 852	
46	5 393 212	5 855 454	
47	5 611 744	5 910 269	
48	5 713 407	5 968 406	
49	5 775 457	6 034 738	
50	5 856 811	6 098 157	
51	5 989 247	6 249 596	
52	5 989 491	6 508 651	
53	6 009 330	6 508 775	

Sunflowerseed			
week	2019/20	2020/21	2021/22
1	3528	16761	1410
2	6 041	19 897	4 117
3	7 883	23 107	10 094
4	11 071	27 803	11 915
5	13 808	31 016	13 763
6	16 190	34 177	15 402
7	17 824	37 766	17 698
8	19 907	39 963	19 723
9	22 700	42 104	22 984
10	28 546	50 780	26 060
11	49 237	67 467	29 211
12	61 513	78 060	34 518
13	80 498	88 232	41 259
14	94 303	107 383	57 103
15	107 384	118 575	73 443
16	115 935	143 817	85 616
17	137 734	201 932	
18	150 504	272 010	
19	170 287	323 928	
20	200 706	374 526	
21	231 753	424 028	
22	260 328	513 431	
23	286 195	533 627	
24	319 118	554 478	
25	394 721	601 323	
26	419 524	621 950	
27	429 372	643 023	
28	467 347	653 515	
29	493 675	675 329	
30	534 495	680 997	
31	576 932	689 016	
32	616 164	694 002	
33	651 580	707 457	
34	672 001	711 159	
35	722 603	716 678	
36	736 756	720 861	
37	785 624	727 537	
38	808 103	738 021	
39	835 176	746 108	
40	863 911	749 496	
41	881 232	753 200	
42	926 181	756 361	
43	947 194	760 872	
44	977 468	766 860	
45	993 849	784 566	
46	998 495	836 994	
47	1 003 068	840 530	
48	1 034 702	861 469	
49	1 039 902	863 433	
50	1 043 803	865 939	
51	1 047 663	870 895	
52	1 051 591	875 158	
53	1 053 603	876 550	



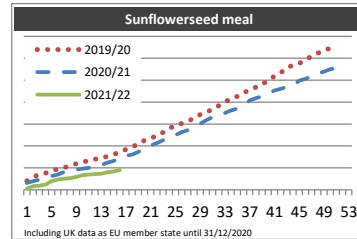
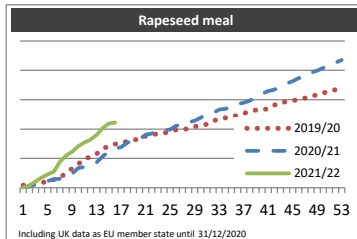
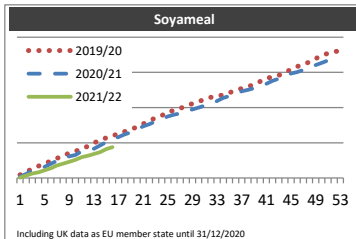
Week 1 to 16 from 01/07/2021 to 17/10/2021

(tonnes)

Soyameal			
week	2019/20	2020/21	2021/22
1	447846	179510	52604
2	838 845	576 192	357 565
3	1 351 130	1 037 063	636 547
4	1 684 189	1 292 127	821 489
5	2 002 232	1 571 296	1 101 991
6	2 435 313	2 012 516	1 372 623
7	2 803 690	2 448 836	1 777 174
8	3 049 882	2 810 433	2 030 067
9	3 584 915	3 063 572	2 299 113
10	3 819 750	3 277 846	2 574 854
11	4 119 548	3 774 628	2 945 792
12	4 490 708	4 021 207	3 160 564
13	5 002 855	4 168 888	3 407 461
14	5 370 478	4 605 061	3 662 997
15	5 692 968	5 100 524	4 113 868
16	5 901 398	5 531 856	4 383 884
17	6 406 498	5 819 215	
18	6 600 287	6 204 174	
19	6 904 093	6 469 839	
20	7 256 992	6 947 594	
21	7 675 893	7 326 283	
22	8 159 774	7 658 005	
23	8 515 355	8 013 975	
24	8 858 769	8 411 736	
25	9 419 301	8 753 876	
26	9 566 993	8 991 053	
27	9 896 762	9 174 789	
28	10 241 504	9 527 028	
29	10 569 308	9 732 586	
30	10 890 707	10 007 934	
31	11 151 413	10 284 725	
32	11 466 842	10 492 252	
33	11 587 759	10 936 135	
34	11 822 247	11 366 504	
35	12 132 473	11 624 450	
36	12 450 048	11 925 799	
37	12 727 062	12 332 160	
38	12 966 822	12 516 025	
39	13 306 973	12 756 206	
40	13 715 654	13 052 658	
41	14 187 869	13 374 487	
42	14 331 891	13 820 530	
43	14 573 244	14 110 277	
44	14 912 332	14 306 926	
45	15 462 936	14 836 387	
46	15 842 878	15 054 527	
47	16 100 938	15 363 304	
48	16 500 213	15 624 262	
49	16 956 029	16 043 076	
50	17 419 212	16 346 864	
51	17 694 139	16 699 770	
52	17 930 669	16 912 731	
53	18 080 765	17 186 628	

Rapeseed meal			
week	2019/20	2020/21	2021/22
1	8809	2517	787
2	8 988	4 198	7 298
3	12 171	12 303	21 470
4	17 247	15 713	34 669
5	22 264	23 499	45 556
6	28 374	28 772	55 018
7	33 463	31 119	88 211
8	51 416	33 891	109 839
9	65 495	48 922	122 558
10	80 547	67 123	141 347
11	99 319	71 166	154 178
12	104 068	79 202	164 148
13	116 020	86 934	180 785
14	132 223	108 011	203 737
15	142 981	122 229	219 147
16	149 151	133 128	222 202
17	153 946	138 726	
18	157 602	153 843	
19	162 657	160 494	
20	166 354	165 189	
21	176 169	181 101	
22	181 919	184 631	
23	183 507	195 504	
24	186 166	196 660	
25	193 184	198 505	
26	197 518	211 655	
27	199 302	212 980	
28	200 915	222 791	
29	208 460	228 456	
30	212 525	238 662	
31	216 367	250 529	
32	228 814	254 702	
33	232 933	266 354	
34	238 363	269 362	
35	242 516	274 855	
36	246 408	285 308	
37	253 354	289 407	
38	259 666	296 634	
39	264 742	310 256	
40	265 826	320 241	
41	268 878	329 839	
42	281 254	334 274	
43	291 466	344 713	
44	292 264	354 713	
45	296 491	363 274	
46	301 386	373 326	
47	305 170	377 752	
48	312 787	392 090	
49	315 656	399 038	
50	323 502	408 610	
51	328 352	420 199	
52	334 143	426 253	
53	334 706	435 194	

Sunflowerseed meal			
week	2019/20	2020/21	2021/22
1	63280	35885	26171
2	138 678	94 071	83 178
3	205 783	157 119	97 824
4	289 328	195 625	120 209
5	347 171	227 778	197 895
6	383 784	269 888	232 802
7	423 921	313 975	251 060
8	478 707	351 413	266 076
9	507 084	405 908	293 834
10	547 535	440 182	337 912
11	596 511	462 890	349 095
12	641 178	484 228	357 181
13	662 601	500 761	366 437
14	697 210	548 793	401 682
15	723 278	564 030	418 891
16	765 359	620 328	448 780
17	804 475	658 886	
18	864 733	712 979	
19	919 967	778 803	
20	978 020	804 815	
21	1 045 033	864 744	
22	1 127 407	923 726	
23	1 180 564	1 013 565	
24	1 229 300	1 068 122	
25	1 312 298	1 131 617	
26	1 407 890	1 205 837	
27	1 459 246	1 249 627	
28	1 513 869	1 314 943	
29	1 564 617	1 361 319	
30	1 635 839	1 416 895	
31	1 712 545	1 502 798	
32	1 763 303	1 589 215	
33	1 845 200	1 659 096	
34	1 915 985	1 714 373	
35	2 003 837	1 753 729	
36	2 076 984	1 813 429	
37	2 134 051	1 850 808	
38	2 218 191	1 926 190	
39	2 275 592	2 037 316	
40	2 341 476	2 092 620	
41	2 413 028	2 134 414	
42	2 484 027	2 191 340	
43	2 597 276	2 265 970	
44	2 670 900	2 302 800	
45	2 782 796	2 343 267	
46	2 847 492	2 374 822	
47	2 884 017	2 491 646	
48	2 972 159	2 526 511	
49	3 043 941	2 589 093	
50	3 116 769	2 650 546	
51	3 179 278	2 693 659	
52	3 229 235	2 748 928	
53	3 249 606	2 779 606	



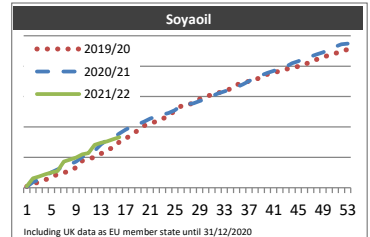
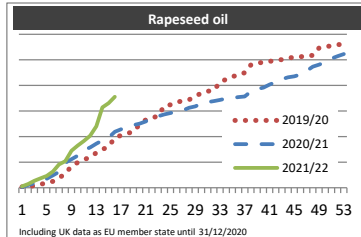
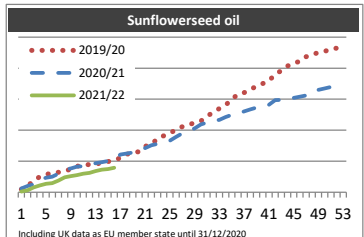
Week 1 to 16 from 01/07/2021 to 17/10/2021

(tonnes)

Sunflowerseed oil			
week	2019/20	2020/21	2021/22
1	48389	61274	11272
2	106 735	99 767	32 893
3	178 300	127 510	78 116
4	255 070	206 284	112 352
5	287 556	233 077	136 272
6	312 808	250 043	146 996
7	321 209	300 503	188 100
8	343 352	369 020	239 396
9	370 416	384 067	260 609
10	420 463	412 657	277 279
11	432 432	419 245	298 337
12	448 407	432 728	313 527
13	454 881	467 867	342 947
14	472 463	483 678	362 974
15	494 846	502 637	374 835
16	516 041	525 811	394 645
17	554 109	608 046	
18	610 524	622 687	
19	640 288	639 838	
20	652 239	688 166	
21	741 098	711 439	
22	768 624	758 515	
23	866 706	780 953	
24	910 013	806 057	
25	949 635	833 253	
26	1 013 402	893 646	
27	1 056 412	949 840	
28	1 083 278	987 492	
29	1 123 548	1 031 379	
30	1 146 406	1 091 396	
31	1 220 805	1 123 153	
32	1 294 958	1 154 586	
33	1 349 119	1 167 222	
34	1 404 079	1 212 349	
35	1 501 587	1 249 604	
36	1 580 182	1 267 274	
37	1 605 404	1 302 744	
38	1 657 058	1 335 547	
39	1 710 733	1 363 948	
40	1 752 397	1 388 586	
41	1 795 446	1 411 651	
42	1 905 328	1 484 466	
43	1 960 761	1 488 993	
44	2 035 550	1 503 832	
45	2 083 918	1 521 292	
46	2 109 639	1 539 903	
47	2 184 207	1 561 005	
48	2 218 726	1 579 757	
49	2 252 010	1 650 441	
50	2 269 990	1 672 838	
51	2 307 362	1 695 134	
52	2 322 876	1 713 478	
53	2 336 168	1 722 160	

Rapeseed oil			
week	2019/20	2020/21	2021/22
1	1712	1175	2577
2	2 815	5 573	7 535
3	3 928	8 591	13 620
4	6 523	10 444	18 359
5	9 599	17 557	23 300
6	12 589	24 336	31 623
7	19 294	30 856	45 568
8	27 316	48 618	51 777
9	42 334	55 911	72 408
10	49 283	62 685	82 189
11	55 079	73 567	91 269
12	59 497	78 739	101 659
13	68 341	86 113	119 953
14	74 845	92 598	157 052
15	80 516	98 040	165 587
16	97 591	109 291	177 800
17	102 350	114 035	
18	106 372	117 987	
19	109 618	122 604	
20	123 778	125 079	
21	132 867	129 502	
22	135 764	136 800	
23	140 973	139 955	
24	160 048	143 541	
25	162 335	146 233	
26	166 975	148 025	
27	170 236	151 098	
28	172 314	156 195	
29	178 270	159 052	
30	185 664	164 632	
31	188 504	167 214	
32	190 263	169 496	
33	206 809	171 742	
34	212 045	174 626	
35	217 297	175 789	
36	220 235	177 368	
37	224 978	178 512	
38	240 234	188 198	
39	243 632	193 205	
40	245 436	195 953	
41	246 954	201 571	
42	249 055	206 287	
43	250 693	212 158	
44	253 248	215 925	
45	255 312	218 057	
46	256 168	221 245	
47	257 612	228 592	
48	258 893	236 810	
49	273 386	240 696	
50	275 618	245 440	
51	277 217	252 619	
52	279 710	257 474	
53	280 672	261 373	

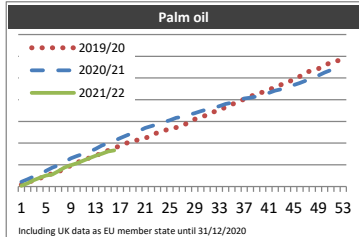
Soyaoil			
week	2019/20	2020/21	2021/22
1	4147	3142	4919
2	12 459	18 365	31 127
3	18 818	26 725	36 777
4	26 165	37 959	44 282
5	33 813	51 088	49 925
6	44 973	60 397	54 990
7	49 335	68 736	86 022
8	55 237	77 396	92 891
9	67 074	86 162	99 366
10	88 377	101 124	109 744
11	94 468	112 405	113 662
12	100 395	121 536	141 045
13	111 802	142 066	148 027
14	123 655	156 883	152 191
15	132 489	164 181	159 759
16	150 585	178 523	166 166
17	161 892	190 536	
18	174 553	201 258	
19	188 590	209 001	
20	203 955	217 547	
21	211 727	226 999	
22	217 922	234 614	
23	227 309	240 806	
24	235 150	245 739	
25	254 445	254 908	
26	268 343	270 369	
27	270 511	274 960	
28	280 226	278 005	
29	291 811	285 198	
30	301 038	292 416	
31	305 822	301 869	
32	312 268	310 203	
33	316 523	316 591	
34	325 590	323 577	
35	339 611	330 966	
36	343 007	339 854	
37	350 384	350 434	
38	356 018	360 949	
39	363 184	370 067	
40	373 351	377 746	
41	378 385	384 624	
42	384 152	392 396	
43	389 822	398 267	
44	394 768	409 864	
45	399 178	416 195	
46	406 218	424 908	
47	412 792	431 383	
48	422 133	438 761	
49	429 766	445 421	
50	435 985	455 331	
51	442 456	463 886	
52	448 909	472 029	
53	455 078	474 056	



Week 1 to 16 from 01/07/2021 to 17/10/2021

(tonnes)

Palm oil			
week	2019/20	2020/21	2021/22
1	80388	89490	37895
2	169 348	214 613	141 619
3	297 777	335 253	290 343
4	382 301	465 888	402 156
5	518 719	567 372	506 263
6	594 984	723 520	557 392
7	673 511	865 803	710 823
8	839 452	985 514	877 552
9	966 277	1 126 309	982 929
10	1 099 699	1 293 478	1 075 243
11	1 231 987	1 405 815	1 197 601
12	1 318 001	1 499 626	1 307 120
13	1 435 882	1 606 954	1 417 799
14	1 515 825	1 737 741	1 511 290
15	1 660 826	1 891 987	1 612 366
16	1 761 141	1 997 148	1 664 547
17	1 890 041	2 101 959	
18	2 005 284	2 230 820	
19	2 104 605	2 352 967	
20	2 150 778	2 466 587	
21	2 224 184	2 555 917	
22	2 342 893	2 698 317	
23	2 486 093	2 787 257	
24	2 564 773	2 866 567	
25	2 659 956	2 966 205	
26	2 715 865	3 050 176	
27	2 800 950	3 165 896	
28	2 953 893	3 210 614	
29	3 101 804	3 301 558	
30	3 198 323	3 377 389	
31	3 295 120	3 474 232	
32	3 431 320	3 553 367	
33	3 514 932	3 620 010	
34	3 659 478	3 698 710	
35	3 785 493	3 802 176	
36	3 887 675	3 861 641	
37	4 024 784	3 950 962	
38	4 136 260	4 056 897	
39	4 300 145	4 094 197	
40	4 345 712	4 145 202	
41	4 476 901	4 218 993	
42	4 556 526	4 314 030	
43	4 695 315	4 420 753	
44	4 787 813	4 481 813	
45	4 944 777	4 590 853	
46	5 076 116	4 680 308	
47	5 266 053	4 766 124	
48	5 343 386	4 882 854	
49	5 432 930	5 013 315	
50	5 576 683	5 110 369	
51	5 719 577	5 248 257	
52	5 795 873	5 360 308	
53	5 836 989	5 426 920	



Including UK data as EU member state until 31/12/2020

Week 1 to 16 from 01/07/2021 to 17/10/2021

Summary

Export (tonnes)	Soyabeans	Rapeseed	Sunflower- seed	Soyameal	Rapeseed meal	Sunflower- seed meal	Soyaoil	Rapeseed oil	Sunflower- seed oil	Palm oil
BE	3 133	5	80	3 528			2 637	18 892	9 206	540
BG	1	12	57 331		6 787	118 435		7	69 425	277
CZ		1	11					42	251	
DK	50	108	60	546	2 317		222	8 740	19	5 229
DE	630	6 880	726	43 794	43 593	17 694	16 548	17 634	4 436	7 881
EE		19 151	1				319	4 092	313	
IE		464								
EL			33	13 827	233	218	167	1 140	558	937
ES	2	21 133	758	27 605	2 263		120 742	2 244	26 602	656
FR	1 758	32 501	1 509	459	11 574	1 491	4 228	20 582	14 751	3
HR	11 815	2 115	8 983	625	178	127		456	1 968	202
IT	255	19	22	7 801	207	509	37 264	1 094	3 076	2 045
CY									6	
LV		76 110	4	2 469	11 100			2 025	1	
LT		74 947	46	34 783	12 818			49	8	
LU	1									
HU	74	219	113	340	49	2 945		162	10 224	13
MT										
NL	129	11 193	922	111 182	9 219	10 389	109 840	28 416	9 837	38 513
AT	468	205	736	4 464	2 923	1 046	189	1 606	1 679	25
PL		2 266	228	1 311	3 161	1	119	2 197	681	36
PT	501		3	12 784	99	201	16 757	498	2 232	51
RO	103	1 517	22 605	22 315	48 409	29 936		326	22 433	7
SI		1	1	75				1 302	13	2
SK										
FI					12 600			83	4	
SE	1	100	1 243		13 911		383	5 900	683	4 961
XI										
EU*	18 919	248 946	95 416	287 907	181 441	182 992	309 417	117 488	178 404	61 379

* The United Kingdom is no longer a Member State of the European Union, however until the end of the transition period it was still a part of the EU Customs Union. Due to the absence of intra-trade data in the surveillance system, the totals of the EU trade data therefore also include the UK data until 31/12/2020. The data as of 1/1/2021 is therefore not comparable with the data until 31/12/2020.

Top 5 export destinations* - Marketing Year 2021/22 (update of 17/10/2021)

Soyabeans		
Destination	tonnes	share
Serbia	6 761	35.7%
Bosnia and Herzegovina	5 230	27.6%
United Kingdom	2 995	15.8%
Switzerland	1 932	10.2%
Angola	500	2.6%

Rapeseed		
Destination	tonnes	share
United Kingdom	239 359	96.1%
Bosnia and Herzegovina	3 164	1.3%
Norway	2 447	1.0%
Ukraine	1 316	0.5%
	811	0.3%

Sunflowerseed		
Destination	tonnes	share
Turkey	27 233	28.5%
United Kingdom	15 658	16.4%
China	15 080	15.8%
United States of America	12 817	13.4%
Bosnia and Herzegovina	9 688	10.2%

Soyameal		
Destination	tonnes	share
United Kingdom	110 312	38.3%
Switzerland	30 655	10.6%
Turkey	30 303	10.5%
Uzbekistan	28 715	10.0%
Libya	16 000	5.6%

Rapeseed meal		
Destination	tonnes	share
Norway	52 429	28.9%
Switzerland	45 815	25.3%
Israel	36 269	20.0%

Sunflowerseed meal		
Destination	tonnes	share
China	92 440	50.5%
Turkey	20 685	11.3%
Norway	15 013	8.2%
United Kingdom	11 390	6.2%
Morocco	11 141	6.1%

Sunflowerseed oil		
Destination	tonnes	share
South Africa	45 383	25.4%
United Kingdom	36 720	20.6%
Morocco	11 089	6.2%
Egypt	10 015	5.6%
India	8 415	4.7%

Rapeseed oil		
Destination	tonnes	share
China	34 610	29.5%
Norway	30 530	26.0%
United Kingdom	17 671	15.0%
Israel	17 579	15.0%
Switzerland	4 078	3.5%

Soyaoil		
Destination	tonnes	share
United Kingdom	101 026	32.7%
Morocco	74 252	24.0%
Algeria	63 717	20.6%
South Africa	19 043	6.2%
Angola	8 866	2.9%

Palm oil		
Destination	tonnes	share
United Kingdom	35 111	57.2%
Russia	6 212	10.1%
Switzerland	4 221	6.9%
Haiti	3 507	5.7%
Uruguay	2 931	4.8%

* The United Kingdom is no longer a Member State of the European Union, however until the end of the transition period it was still a part of the EU Customs Union. Due to the absence of intra-trade data in the surveillance system, the totals of the EU trade data therefore also include the UK data until 31/12/2020. The data as of 1/1/2021 is therefore not comparable with the data until 31/12/2020.

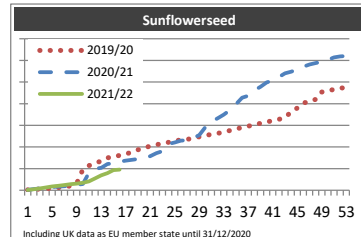
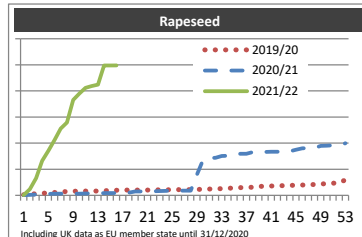
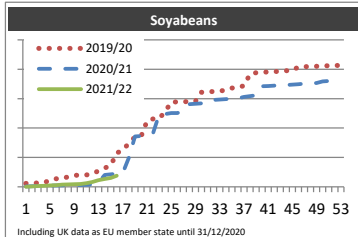
Week 1 to 16 from 01/07/2021 to 17/10/2021

(tonnes)

Soyabeans			
week	2019/20	2020/21	2021/22
1	5 842	730	171
2	6 554	1 194	831
3	6 665	1 430	1 370
4	6 786	1 671	1 869
5	11 525	2 067	2 455
6	13 880	2 353	2 763
7	13 997	2 567	3 737
8	17 058	2 884	4 133
9	19 528	3 011	4 529
10	19 875	3 117	4 801
11	20 355	3 321	6 083
12	22 139	3 925	8 389
13	27 193	7 269	11 370
14	31 870	20 230	13 257
15	36 878	21 185	14 955
16	57 558	22 221	18 919
17	62 598	23 959	
18	74 512	49 652	
19	84 604	85 883	
20	85 246	86 365	
21	112 132	90 801	
22	115 725	91 468	
23	116 342	123 174	
24	128 104	123 952	
25	144 495	125 381	
26	144 543	125 680	
27	144 853	128 876	
28	145 256	140 791	
29	145 509	141 409	
30	160 782	141 962	
31	161 645	142 850	
32	162 211	147 799	
33	163 064	148 523	
34	164 579	149 112	
35	168 048	149 836	
36	168 913	150 521	
37	172 245	152 854	
38	192 223	154 445	
39	194 039	155 586	
40	194 803	171 134	
41	195 610	171 498	
42	195 878	172 283	
43	196 929	172 885	
44	197 422	173 329	
45	198 072	173 852	
46	204 214	174 536	
47	204 463	175 488	
48	204 925	176 061	
49	205 209	176 684	
50	205 595	179 481	
51	206 107	180 163	
52	206 410	180 667	
53	206 515	180 850	

Rapeseed			
week	2019/20	2020/21	2021/22
1	1 123	391	490
2	1 955	1 006	11 786
3	3 050	1 661	32 963
4	4 088	2 206	66 063
5	4 859	2 674	85 589
6	5 291	2 984	106 195
7	5 612	3 118	127 808
8	7 781	3 148	139 469
9	7 975	3 228	182 951
10	8 081	3 279	195 002
11	8 127	3 372	205 856
12	8 194	3 439	209 261
13	8 275	3 665	212 293
14	8 392	4 297	248 674
15	9 766	4 372	248 821
16	9 839	4 469	248 946
17	9 966	4 567	
18	9 986	4 928	
19	9 987	7 222	
20	10 008	7 407	
21	10 125	7 483	
22	10 377	7 869	
23	10 455	8 156	
24	10 672	8 438	
25	10 745	8 773	
26	10 745	8 811	
27	10 791	8 835	
28	11 037	8 892	
29	11 435	39 917	
30	11 810	67 537	
31	12 154	71 616	
32	12 390	71 810	
33	12 783	75 585	
34	13 496	75 669	
35	14 161	76 407	
36	14 558	79 569	
37	15 129	79 647	
38	15 478	82 615	
39	16 951	83 082	
40	17 484	83 211	
41	17 852	83 438	
42	18 156	83 620	
43	18 441	84 028	
44	18 843	84 369	
45	19 214	87 560	
46	19 612	90 238	
47	19 829	90 467	
48	21 108	90 980	
49	21 808	94 666	
50	22 300	95 222	
51	23 256	95 869	
52	23 968	96 314	
53	29 703	99 768	

Sunflowerseed			
week	2019/20	2020/21	2021/22
1	1 984	1 753	1 194
2	3 674	5 401	4 606
3	5 504	8 174	8 442
4	7 832	11 769	13 255
5	9 591	14 548	17 396
6	12 139	16 519	20 933
7	14 028	18 800	24 428
8	20 609	20 193	27 608
9	32 898	24 761	30 729
10	95 658	28 606	34 278
11	113 822	80 140	41 073
12	126 493	99 508	54 642
13	134 072	103 653	68 995
14	149 891	120 793	78 923
15	153 339	124 691	93 531
16	161 099	131 930	95 416
17	166 857	136 506	
18	176 895	140 306	
19	187 003	144 806	
20	194 185	149 841	
21	204 762	157 165	
22	210 515	171 585	
23	216 059	180 941	
24	222 111	214 724	
25	229 437	221 068	
26	231 597	228 870	
27	234 560	230 808	
28	240 952	242 158	
29	246 653	254 708	
30	252 984	291 716	
31	257 936	317 448	
32	262 991	332 641	
33	268 788	349 765	
34	275 415	370 062	
35	281 983	397 599	
36	290 987	427 429	
37	296 261	437 069	
38	302 866	462 391	
39	309 322	477 600	
40	315 187	498 184	
41	321 950	507 152	
42	328 372	523 969	
43	335 135	539 931	
44	362 373	547 785	
45	379 936	558 165	
46	403 525	571 028	
47	409 588	581 465	
48	420 359	587 871	
49	453 539	593 861	
50	459 744	602 712	
51	466 003	613 480	
52	472 113	618 105	
53	473 427	620 370	



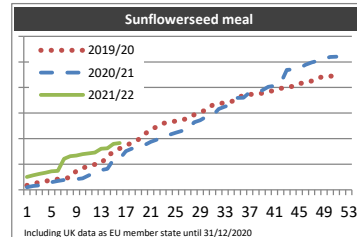
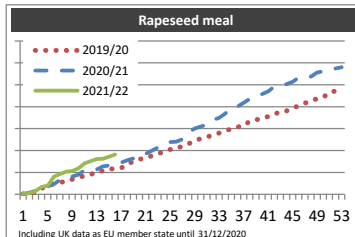
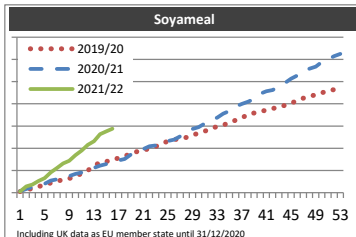
Week 1 to 16 from 01/07/2021 to 17/10/2021

(tonnes)

Soyameal			
week	2019/20	2020/21	2021/22
1	4 873	6 588	5 225
2	11 666	16 524	28 141
3	18 790	25 894	36 351
4	27 537	34 125	52 449
5	35 821	40 168	65 755
6	43 982	54 923	91 575
7	50 339	59 881	111 210
8	60 153	65 555	131 852
9	63 302	74 647	143 275
10	73 539	84 143	169 346
11	86 007	90 840	189 539
12	99 546	96 270	215 494
13	119 510	111 757	231 942
14	137 378	121 785	263 088
15	140 209	128 705	276 216
16	150 228	138 851	287 907
17	155 492	145 293	
18	165 111	151 413	
19	173 933	172 040	
20	184 804	182 097	
21	188 597	196 445	
22	199 988	208 816	
23	207 234	212 414	
24	220 953	221 318	
25	231 457	232 155	
26	238 720	239 221	
27	242 038	253 495	
28	249 000	272 709	
29	260 918	287 084	
30	267 017	295 205	
31	276 559	311 457	
32	288 718	328 700	
33	297 501	338 047	
34	304 292	356 268	
35	316 083	367 970	
36	326 061	387 906	
37	336 248	399 581	
38	353 299	409 532	
39	358 900	422 087	
40	366 158	445 323	
41	370 871	456 913	
42	378 866	462 012	
43	385 760	477 516	
44	392 842	493 965	
45	402 304	512 557	
46	414 965	527 896	
47	425 352	549 054	
48	432 997	558 195	
49	441 041	567 752	
50	449 501	588 047	
51	459 396	600 606	
52	463 824	614 287	
53	469 180	624 850	

Rapeseed meal			
week	2019/20	2020/21	2021/22
1	1 935	416	2 601
2	6 382	7 928	4 583
3	8 516	15 462	14 864
4	26 921	28 928	32 875
5	38 540	35 988	39 888
6	49 175	46 151	80 465
7	55 769	65 723	92 657
8	57 481	79 206	103 352
9	68 220	80 913	106 470
10	75 444	89 058	118 355
11	85 245	110 024	141 377
12	89 529	110 802	151 335
13	103 102	113 551	161 504
14	106 947	127 316	162 340
15	115 503	132 228	171 735
16	116 685	140 919	181 441
17	119 388	145 066	
18	138 353	155 468	
19	149 887	164 336	
20	160 313	183 807	
21	164 893	185 171	
22	175 566	199 330	
23	184 883	214 083	
24	194 288	231 331	
25	204 723	238 413	
26	207 162	240 193	
27	220 978	251 809	
28	230 570	282 818	
29	244 919	299 957	
30	254 081	309 582	
31	262 415	317 399	
32	269 039	339 677	
33	279 778	349 022	
34	288 772	369 621	
35	299 602	395 822	
36	307 340	400 489	
37	312 554	418 119	
38	334 220	435 484	
39	340 356	443 619	
40	344 249	457 285	
41	355 946	469 484	
42	364 780	491 486	
43	378 908	494 927	
44	380 497	503 170	
45	396 406	514 211	
46	402 887	532 920	
47	416 309	535 945	
48	426 961	537 572	
49	436 419	556 418	
50	443 028	561 897	
51	466 033	565 898	
52	471 315	574 151	
53	481 054	580 445	

Sunflowerseed meal			
week	2019/20	2020/21	2021/22
1	5 295	1 272	50 401
2	8 620	9 284	56 728
3	17 506	10 012	62 197
4	24 339	14 992	66 676
5	28 941	17 595	72 693
6	33 181	29 147	74 016
7	40 242	30 035	121 758
8	41 801	34 717	131 654
9	44 273	38 885	134 347
10	49 033	41 099	139 592
11	74 403	41 847	142 986
12	84 027	44 973	145 805
13	94 603	56 767	160 486
14	99 358	65 493	162 135
15	102 713	77 186	179 498
16	133 409	82 252	182 992
17	147 294	118 173	
18	161 955	121 060	
19	172 140	151 712	
20	185 981	161 265	
21	196 087	168 078	
22	216 756	175 169	
23	237 217	187 485	
24	246 177	196 314	
25	259 761	207 363	
26	264 265	215 463	
27	269 054	223 246	
28	273 000	230 252	
29	279 925	233 354	
30	293 378	263 721	
31	304 374	271 808	
32	311 852	286 309	
33	331 639	290 123	
34	335 014	316 104	
35	341 998	325 530	
36	344 683	331 948	
37	357 384	359 033	
38	371 218	359 843	
39	373 000	381 507	
40	375 237	385 395	
41	377 431	388 251	
42	384 783	402 473	
43	387 664	407 021	
44	396 680	417 377	
45	402 631	468 801	
46	404 003	470 790	
47	416 204	475 573	
48	417 993	488 798	
49	425 479	498 166	
50	437 107	504 618	
51	443 250	512 594	
52	444 552	519 710	
53	444 906	520 436	



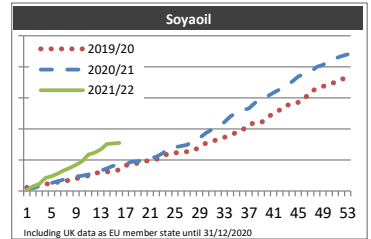
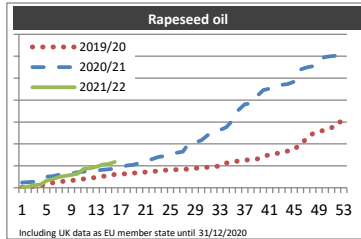
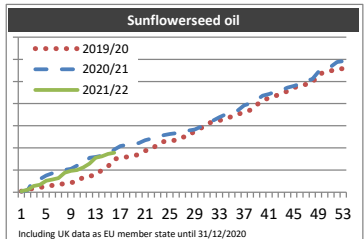
Week 1 to 16 from 01/07/2021 to 17/10/2021

(tonnes)

Sunflowerseed oil			
week	2019/20	2020/21	2021/22
1	4 565	3 133	4 828
2	12 462	9 354	11 421
3	17 698	54 568	28 183
4	21 780	58 982	33 503
5	25 141	75 673	52 320
6	30 603	85 981	57 150
7	35 024	96 855	63 645
8	39 646	101 177	87 975
9	43 865	105 964	96 233
10	47 828	120 146	100 457
11	68 332	123 143	112 407
12	72 847	155 393	129 331
13	77 040	159 527	155 281
14	100 151	164 321	162 225
15	116 943	169 348	172 742
16	149 168	192 150	178 404
17	155 604	208 683	
18	159 701	213 655	
19	163 266	217 171	
20	170 807	222 079	
21	187 583	235 021	
22	191 731	242 162	
23	216 379	247 448	
24	228 136	257 552	
25	233 230	262 718	
26	235 213	266 462	
27	248 006	274 650	
28	252 093	278 343	
29	277 435	283 085	
30	288 881	295 351	
31	309 394	305 652	
32	318 102	324 397	
33	324 052	338 382	
34	331 391	351 291	
35	342 528	361 431	
36	353 117	370 055	
37	359 526	391 894	
38	371 088	400 891	
39	395 077	416 750	
40	412 111	435 609	
41	426 930	443 003	
42	433 772	453 294	
43	446 487	460 588	
44	455 510	472 724	
45	471 501	479 994	
46	481 064	488 974	
47	486 542	503 568	
48	495 387	510 230	
49	530 204	544 241	
50	543 039	549 662	
51	547 601	566 990	
52	556 047	587 963	
53	558 002	591 631	

Rapeseed oil			
week	2019/20	2020/21	2021/22
1	2 617	23 848	1 563
2	4 660	25 773	5 256
3	6 653	27 461	11 931
4	8 953	40 983	14 751
5	19 949	50 315	32 697
6	22 448	52 636	39 034
7	27 710	59 429	49 635
8	30 437	61 995	54 149
9	32 490	65 203	58 825
10	36 946	70 299	64 235
11	39 742	73 132	86 242
12	42 275	75 794	89 364
13	48 644	78 373	95 130
14	51 390	81 820	105 096
15	57 293	84 318	108 517
16	59 989	87 401	117 488
17	62 614	91 278	
18	64 185	101 650	
19	67 054	104 868	
20	69 232	112 952	
21	71 706	123 791	
22	73 901	130 616	
23	76 116	140 579	
24	79 527	144 370	
25	81 797	155 243	
26	82 412	159 917	
27	83 313	164 401	
28	85 393	203 671	
29	88 508	206 781	
30	91 074	216 874	
31	93 432	240 145	
32	95 909	246 374	
33	99 216	264 115	
34	113 115	275 647	
35	115 194	305 625	
36	122 601	355 272	
37	125 651	380 915	
38	128 687	385 067	
39	131 015	419 464	
40	142 929	446 242	
41	150 542	452 505	
42	156 387	455 683	
43	159 470	469 509	
44	168 485	473 679	
45	173 381	484 019	
46	202 249	539 230	
47	222 721	548 700	
48	246 787	554 545	
49	257 136	586 624	
50	262 753	596 961	
51	272 562	600 532	
52	299 777	603 244	
53	300 859	623 110	

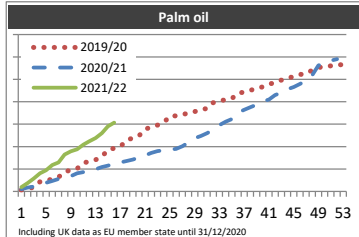
Soyaoil			
week	2019/20	2020/21	2021/22
1	22 738	8 643	4 854
2	27 528	18 441	29 089
3	37 418	30 147	44 536
4	45 530	32 525	82 326
5	47 786	52 210	94 264
6	56 394	62 820	112 065
7	57 767	74 155	131 939
8	73 484	83 069	149 476
9	79 579	93 380	168 046
10	91 604	98 324	192 371
11	98 274	106 757	235 239
12	113 663	125 782	246 638
13	120 128	130 706	268 626
14	123 610	145 865	303 024
15	128 784	161 628	306 411
16	136 630	163 581	309 417
17	166 218	173 561	
18	168 249	188 130	
19	180 718	191 406	
20	192 062	196 821	
21	195 968	211 640	
22	203 127	220 282	
23	223 399	243 321	
24	242 253	276 748	
25	245 062	282 048	
26	250 895	288 856	
27	253 141	296 630	
28	260 871	324 895	
29	283 251	341 719	
30	307 348	372 534	
31	318 349	395 987	
32	333 793	421 913	
33	345 748	442 131	
34	360 168	480 064	
35	377 319	503 301	
36	395 238	520 466	
37	429 161	532 811	
38	438 658	568 071	
39	441 439	589 213	
40	474 439	610 559	
41	501 566	632 998	
42	521 928	654 555	
43	551 764	679 485	
44	557 689	705 607	
45	571 870	737 049	
46	594 561	755 907	
47	641 003	765 685	
48	657 819	799 972	
49	673 557	813 272	
50	690 878	837 583	
51	699 719	854 962	
52	720 461	869 204	
53	726 905	880 083	



Week 1 to 16 from 01/07/2021 to 17/10/2021

(tonnes)

Palm oil			
week	2019/20	2020/21	2021/22
1	1 315	367	3 816
2	2 649	2 017	7 459
3	3 629	3 467	11 520
4	8 590	4 394	16 184
5	9 748	6 343	18 936
6	10 901	7 810	23 501
7	12 853	9 270	25 887
8	17 435	11 090	32 836
9	19 077	12 200	35 821
10	20 335	13 685	37 609
11	25 461	16 112	41 691
12	26 663	17 285	44 751
13	28 319	18 498	47 602
14	31 159	19 767	52 052
15	37 119	21 756	58 059
16	38 488	23 092	61 379
17	40 047	24 771	
18	45 620	25 960	
19	47 703	27 154	
20	49 603	28 354	
21	55 587	30 194	
22	57 471	32 240	
23	59 169	34 272	
24	61 561	36 012	
25	67 142	36 779	
26	67 506	37 501	
27	68 556	37 903	
28	69 988	40 326	
29	71 277	43 783	
30	72 928	47 471	
31	74 131	49 474	
32	79 213	51 994	
33	80 710	55 073	
34	81 842	59 211	
35	82 913	62 234	
36	87 587	64 671	
37	88 622	70 406	
38	90 383	72 852	
39	91 735	75 268	
40	93 440	77 346	
41	95 712	80 245	
42	97 216	82 076	
43	99 388	86 003	
44	101 299	88 227	
45	102 360	91 182	
46	104 383	93 221	
47	105 003	95 978	
48	108 260	98 705	
49	110 703	104 013	
50	111 224	112 445	
51	112 056	114 329	
52	113 002	116 733	
53	113 107	118 075	



Including UK data as EU member state until 31/12/2020

Calendar of Marketing Year weeks

Week	2019/20		2020/21		2021/22	
	Start	End	Start	End	Start	End
1	01/07/2019	07/07/2019	01/07/2020	05/07/2020	01/07/2021	04/07/2021
2	08/07/2019	14/07/2019	06/07/2020	12/07/2020	05/07/2021	11/07/2021
3	15/07/2019	21/07/2019	13/07/2020	19/07/2020	12/07/2021	18/07/2021
4	22/07/2019	28/07/2019	20/07/2020	26/07/2020	19/07/2021	25/07/2021
5	29/07/2019	04/08/2019	27/07/2020	02/08/2020	26/07/2021	01/08/2021
6	05/08/2019	11/08/2019	03/08/2020	09/08/2020	02/08/2021	08/08/2021
7	12/08/2019	18/08/2019	10/08/2020	16/08/2020	09/08/2021	15/08/2021
8	19/08/2019	25/08/2019	17/08/2020	23/08/2020	16/08/2021	22/08/2021
9	26/08/2019	01/09/2019	24/08/2020	30/08/2020	23/08/2021	29/08/2021
10	02/09/2019	08/09/2019	31/08/2020	06/09/2020	30/08/2021	05/09/2021
11	09/09/2019	15/09/2019	07/09/2020	13/09/2020	06/09/2021	12/09/2021
12	16/09/2019	22/09/2019	14/09/2020	20/09/2020	13/09/2021	19/09/2021
13	23/09/2019	29/09/2019	21/09/2020	27/09/2020	20/09/2021	26/09/2021
14	30/09/2019	06/10/2019	28/09/2020	04/10/2020	27/09/2021	03/10/2021
15	07/10/2019	13/10/2019	05/10/2020	11/10/2020	04/10/2021	10/10/2021
16	14/10/2019	20/10/2019	12/10/2020	18/10/2020	11/10/2021	17/10/2021
17	21/10/2019	27/10/2019	19/10/2020	25/10/2020	18/10/2021	24/10/2021
18	28/10/2019	03/11/2019	26/10/2020	01/11/2020	25/10/2021	31/10/2021
19	04/11/2019	10/11/2019	02/11/2020	08/11/2020	01/11/2021	07/11/2021
20	11/11/2019	17/11/2019	09/11/2020	15/11/2020	08/11/2021	14/11/2021
21	18/11/2019	24/11/2019	16/11/2020	22/11/2020	15/11/2021	21/11/2021
22	25/11/2019	01/12/2019	23/11/2020	29/11/2020	22/11/2021	28/11/2021
23	02/12/2019	08/12/2019	30/11/2020	06/12/2020	29/11/2021	05/12/2021
24	09/12/2019	15/12/2019	07/12/2020	13/12/2020	06/12/2021	12/12/2021
25	16/12/2019	22/12/2019	14/12/2020	20/12/2020	13/12/2021	19/12/2021
26	23/12/2019	29/12/2019	21/12/2020	27/12/2020	20/12/2021	26/12/2021
27	30/12/2019	05/01/2020	28/12/2020	03/01/2021	27/12/2021	02/01/2022
28	06/01/2020	12/01/2020	04/01/2021	10/01/2021	03/01/2022	09/01/2022
29	13/01/2020	19/01/2020	11/01/2021	17/01/2021	10/01/2022	16/01/2022
30	20/01/2020	26/01/2020	18/01/2021	24/01/2021	17/01/2022	23/01/2022
31	27/01/2020	02/02/2020	25/01/2021	31/01/2021	24/01/2022	30/01/2022
32	03/02/2020	09/02/2020	01/02/2021	07/02/2021	31/01/2022	06/02/2022
33	10/02/2020	16/02/2020	08/02/2021	14/02/2021	07/02/2022	13/02/2022
34	17/02/2020	23/02/2020	15/02/2021	21/02/2021	14/02/2022	20/02/2022
35	24/02/2020	01/03/2020	22/02/2021	28/02/2021	21/02/2022	27/02/2022
36	02/03/2020	08/03/2020	01/03/2021	07/03/2021	28/02/2022	06/03/2022
37	09/03/2020	15/03/2020	08/03/2021	14/03/2021	07/03/2022	13/03/2022
38	16/03/2020	22/03/2020	15/03/2021	21/03/2021	14/03/2022	20/03/2022
39	23/03/2020	29/03/2020	22/03/2021	28/03/2021	21/03/2022	27/03/2022
40	30/03/2020	05/04/2020	29/03/2021	04/04/2021	28/03/2022	03/04/2022
41	06/04/2020	12/04/2020	05/04/2021	11/04/2021	04/04/2022	10/04/2022
42	13/04/2020	19/04/2020	12/04/2021	18/04/2021	11/04/2022	17/04/2022
43	20/04/2020	26/04/2020	19/04/2021	25/04/2021	18/04/2022	24/04/2022
44	27/04/2020	03/05/2020	26/04/2021	02/05/2021	25/04/2022	01/05/2022
45	04/05/2020	10/05/2020	03/05/2021	09/05/2021	02/05/2022	08/05/2022
46	11/05/2020	17/05/2020	10/05/2021	16/05/2021	09/05/2022	15/05/2022
47	18/05/2020	24/05/2020	17/05/2021	23/05/2021	16/05/2022	22/05/2022
48	25/05/2020	31/05/2020	24/05/2021	30/05/2021	23/05/2022	29/05/2022
49	01/06/2020	07/06/2020	31/05/2021	06/06/2021	30/05/2022	05/06/2022
50	08/06/2020	14/06/2020	07/06/2021	13/06/2021	06/06/2022	12/06/2022
51	15/06/2020	21/06/2020	14/06/2021	20/06/2021	13/06/2022	19/06/2022
52	22/06/2020	28/06/2020	21/06/2021	27/06/2021	20/06/2022	26/06/2022
53	29/06/2020	30/06/2020	28/06/2021	30/06/2021	27/06/2022	30/06/2022