

In this report data for France are complete until July 2021

As of July 2021 the weekly reports are published on Tuesdays after 16h.

Trade monitoring through customs surveillance data

The TAXUD surveillance system ("customs surveillance") records and centralizes all trade data (import and exports) directly from the national customs authorities on a daily basis. For each transaction, the stored data contain the information available on the Single Administrative Document (SAD), including the volume and origin of the consignment.

As surveillance system does not include intra-trade data, the UK data as EU partner can't be displayed before 1/1/2021. The data as of 1/1/2021 is therefore not comparable with the data until 31/12/2020.

According to Art.55(2) of Commission Implementing Regulation (EU) 2015/2447, the customs authorities shall provide the Commission at least once a week with data on customs declarations for the goods that have been made subject to surveillance at release for free circulation or at export.

The "customs surveillance" data provide actual and prompt information about the trade (import/export) transaction in terms of volume and origin or destination. The European Commission aims to improve data quality and provide as recent and accurate information as possible. However, Surveillance data are created on the basis of declarations that may be modified, corrected or deleted. Additionally, the legal basis (Regulation (EU) 2015/2447) allows that on specific occasions declaration data may be forwarded with a delay. Therefore, it cannot be guaranteed that information provided is free of errors or that it will not be amended. The European Commission accepts no responsibility with regard to such problems incurred as a result of using these data.

* The United Kingdom is no longer a Member State of the European Union, however until the end of the transition period it was still a part of the EU Customs Union. Due to the absence of intra-trade data in the surveillance system, the totals of the EU trade data therefore also include the UK data until 31/12/2020. The data as of 1/1/2021 is therefore not comparable with the data until 31/12/2020.

Note: Since 6th November 2016 the export and import licenses are no longer required for the major part of the trade in cereals in application of Regulations (EU) 2016/1237 and 2016/1239 of 18 May 2016.

Publication of data

This report is published on a weekly basis. In case of a technical issue or another constraint causing delay of the publication, please note that the next upload will be done in the coming days at 12h or 16h.

The data are expressed in quantity of the product itself, unless otherwise stated
Below the specifications of the products included in the report

Product	CN code	Conversion factor grain equivalent
Common wheat	1001 99 00	
Common wheat flour (grain equiv.)	1101 00 15	1.37
Durum wheat	1001 19 00	
Durum wheat meal (grain equiv.)	1103 11 10	1.5
Barley	1003 90 00	
Malt (Barley equiv.)	1107 10 91, 1107 10 99	1.27
Maize	1005 90 00	
Rye	1002 90 00	
Oats	1004 90 00	
Sorghum	1007 90 00	
Residues of starch manufacture	2303 10 19	
Maize gluten feed	2309 90 20	
Brewing and distilling dregs and waste	2303 30 00	
Citrus pulp residues	2308 00 40 TARIC_ex 10	

- XI refers to Northern Ireland
- data on malt expressed in barley equivalent are included;
- data on wheat flour and durum wheat meal are expressed only in grain equivalent
- the weekly reference period is from Monday to Sunday

Exports and imports

Situation at 16/11/2021

Cumul of weeks 1 to 20

<i>Customs Surveillance</i> (tonnes)	EU*		EU + UK		EU + UK	
	01/07/2021 - 14/11/2021		01/07/2020 - 15/11/2020		01/07/2019 - 17/11/2019	
	Export	Import	Export	Import	Export	Import
Common wheat	10 010 144	941 422	9 293 610	1 175 619	10 950 606	1 039 529
Common wheat flour (grain equivalent)	193 147	24 430	155 789	10 839	227 636	10 523
Durum wheat	241 236	590 811	83 031	1 050 712	223 737	665 108
Durum wheat meal (grain equivalent)	91 962	691	96 907	698	88 268	475
Total Wheat	10 536 490	1 557 355	9 629 337	2 237 869	11 490 246	1 715 635
Barley	3 021 749	282 414	3 155 273	64 307	3 276 420	489 027
Malt (grain equivalent)	966 129	10 938	1 072 081	3 622	999 894	4 913
Maize	1 919 255	4 521 767	633 825	6 554 661	1 513 237	7 708 646
Rye	77 775	72 066	70 549	8	94 428	3 092
Oats	45 435	5 382	40 443	1 125	55 844	677
Sorghum	2 126	3 462	388	7 168	361	2 675
Total Coarse grains	6 032 469	4 896 028	4 972 559	6 630 891	5 940 184	8 209 031
General Total	16 568 959	6 453 383	14 601 896	8 868 759	17 430 430	9 924 666

* The United Kingdom is no longer a Member State of the European Union, however until the end of the transition period it was still a part of the EU Customs Union. Due to the absence of intra-trade data in the surveillance system, the totals of the EU trade data therefore also include the UK data until 31/12/2020. The data as of 1/1/2021 is therefore not comparable with the data until 31/12/2020.

Week 1 to 20 from 01/07/2021 to 14/11/2021

Summary

Import (tonnes)	Common wheat	Common wheat flour (grain equivalent)	Durum wheat	Durum wheat meal (grain equivalent)	Barley	Malt (grain equivalent)	Maize	Rye	Oats	Sorghum
BE	1 232	665	51 575	52	30 978	48	210 051		2 710	1 264
BG	236	101			1		2 092		176	134
CZ		2		5		54	420			
DK	68	37	1	1		107	1 122		40	6
DE	978	856	8	122	6 295	621	10 365	2 693	2	171
EE		3				376	397			
IE	9 433				15 880		55 447			
EL	157 159	246		3	8 809	2 243	36 391			254
ES	192 181	271	64 896	3	56 169	1 312	2 018 953	10 958		
FR	170	4 504	16	167	2	706	806		10	6
HR	21 515	3 296			4 883	9	15 630	498		
IT	306 662	367	452 562	87	6 810	422	306 431		236	19
CY	2 815	1			42		12 952		2	
LV	67	3	17 926	1			18 162	21 586		
LT	572					51	10 190	12 163		
LU										
HU		30	22			33	69 317		176	112
MT	3 163	36					35		12	1
NL	67 927	3 466	2 908	181	37 659	409	979 374		1 296	126
AT	8 009	52		5		6	72 570		22	
PL	833	480	271	5	3	17	30 519	23 113	110	1 189
PT	22 322	480			90 756		514 429			138
RO	10 898	1 116		1	1 428	2 242	6 236		23	23
SI	134 138	614	604	1	1 741	104	148 666	1 053		
SK		1			477	1 294				
FI		63				32				
SE	8	539	21	34	3 359	744	1 164	2	153	1
XI	1 032	7 203	1	24	17 122	106	48		413	18
EU*	941 422	24 430	590 811	691	282 414	10 938	4 521 767	72 066	5 382	3 462

* The United Kingdom is no longer a Member State of the European Union, however until the end of the transition period it was still a part of the EU Customs Union. Due to the absence of intra-trade data in the surveillance system, the totals of the EU trade data therefore also include the UK data until 31/12/2020. The data as of 1/1/2021 is therefore not comparable with the data until 31/12/2020.

Top 5 import origins* - (update of 15 Nov 2021)

Common wheat				
Origin	MY 2021/22		MY 2020/21	
	tonnes	share	tonnes	share
Ukraine	199 286	21.2%	531 015	45.2%
Russia	190 118	20.2%	134 943	11.5%
Serbia	173 936	18.5%	56 307	4.8%
United Kingdom	95 019	10.1%	-----	-----
Moldova	86 616	9.2%	4 782	0.4%

Common wheat flour (grain equivalent)				
Origin	MY 2021/22		MY 2020/21	
	tonnes	share	tonnes	share
United Kingdom	12 704	52.0%	-----	-----
Serbia	3 637	14.9%	558	5.1%
Mauritius	2 985	12.2%	3 190	29.4%
India	1 860	7.6%	4 194	38.7%
Moldova	1 146	4.7%	951	8.8%

Durum wheat				
Origin	MY 2021/22		MY 2020/21	
	tonnes	share	tonnes	share
Canada	337 074	57.1%	712 141	67.8%
Australia	144 195	24.4%	41	0.0%
United States of America	43 671	7.4%	254 488	24.2%
Russia	39 293	6.7%	32 265	3.1%

Durum wheat meal (grain equivalent)				
Origin	MY 2021/22		MY 2020/21	
	tonnes	share	tonnes	share
Turkey	174	25.2%	163	23.3%
India	152	21.9%	157	22.5%
United Kingdom	151	21.9%	-----	-----
Morocco	63	9.1%	220	31.4%
Lebanon	61	8.8%	100	14.3%

Barley				
Origin	MY 2021/22		MY 2020/21	
	tonnes	share	tonnes	share
United Kingdom	258 136	91.4%	-----	-----
Moldova	9 781	3.5%	12 011	18.7%
Serbia	6 623	2.3%	12 442	19.3%

Malt (grain equivalent)				
Origin	MY 2021/22		MY 2020/21	
	tonnes	share	tonnes	share
United Kingdom	5 082	46.5%	-----	-----
Serbia	4 429	40.5%	3 386	93.5%
Ukraine	1 257	11.5%	-----	-----

Maize				
Origin	MY 2021/22		MY 2020/21	
	tonnes	share	tonnes	share
Brazil	2 615 343	57.8%	4 186 303	63.9%
Ukraine	1 245 917	27.6%	1 144 882	17.5%
Serbia	321 509	7.1%	672 800	10.3%
Canada	151 695	3.4%	259 114	4.0%
Russia	52 857	1.2%	74 966	1.1%

Rye				
Origin	MY 2021/22		MY 2020/21	
	tonnes	share	tonnes	share
Ukraine	34 077	47.3%	6	73.0%
Russia	30 906	42.9%	-----	-----

Oats				
Origin	MY 2021/22		MY 2020/21	
	tonnes	share	tonnes	share
United Kingdom	4 416	82.1%	-----	-----
Ukraine	808.1	15.0%	881	78.4%

Sorghum				
Origin	MY 2021/22		MY 2020/21	
	tonnes	share	tonnes	share
Ukraine	1 582	45.7%	6 073	84.7%
Sudan	1 155	33.3%	423	5.9%
Russia	288	8.3%	275	3.8%

* The United Kingdom is no longer a Member State of the European Union, however until the end of the transition period it was still a part of the EU Customs Union. Due to the absence of intra-trade data in the surveillance system, the totals of the EU trade data therefore also include the UK data until 31/12/2020. The data as of 1/1/2021 is therefore not comparable with the data until 31/12/2020.

Export (tonnes)	Common wheat	Common wheat flour (grain equivalent)	Durum wheat	Durum wheat meal (grain equivalent)	Barley	Malt (grain equivalent)	Maize	Rye	Oats	Sorghum
BE	492	6 120	3 307	781	240	305 840	20		13	
BG	1 631 289	185			124 669	45	337 968			546
CZ	37	159			156	12 182			1 463	
DK	41 934	974	7 204	2	45 584	47 732	11			
DE	1 217 742	11 960	368	507	506 802	175 910	9 734	70 996	4 937	3
EE	120 073	75	51 216			454	159			
IE		5			2	487				
EL	473	6 101	64 951	690	52	3 184	4 878	152		
ES	41	1 573	19 501	30 266	2 284	9 157	13 864	6	10 986	
FR	822 592	22 117	17 427	28 622	724 556	192 148	117 679		4 002	1 091
HR	58 611	6 375			2 920	7 409	2 644		1 210	
IT	586	53 078	18 737	27 424	30	41	913		277	
CY										
LV	816 650	7 882		479	72 480	231	13 396	1 225		
LT	825 105	3 568		10	90 507	6 571	4		12	
LU										
HU	83 526	1 773	258	1 496	3 565	307	14 062	327	39	443
MT										
NL	54	45 773	52 469	40	4	102 657	6 963	10	129	42
AT	28 183	3 046	5 660	1 528	1 473	3 003	152	731	323	
PL	735 079	9 927	6	45	426	34 466	37 482	2 120	2 200	
PT		6 497			40	7 244	286		2	
RO	3 543 969	1 347		57	1 444 506		1 358 917		74	
SI		3 344		16		15	27			
SK	5 179	5			1 355	53				
FI		777				12 965		94	158	
SE	78 528	485	132		100	44 025	96	2 114	19 610	
XI										
EU*	10 010 144	193 147	241 236	91 962	3 021 749	966 129	1 919 255	77 775	45 435	2 126

* The United Kingdom is no longer a Member State of the European Union, however until the end of the transition period it was still a part of the EU Customs Union. Due to the absence of intra-trade data in the surveillance system, the totals of the EU trade data therefore also include the UK data until 31/12/2020. The data as of 1/1/2021 is therefore not comparable with the data until 31/12/2020.

Top 5 export destinations* - (update of 15 Nov 2021)

Common wheat				
Destination	MY 2021/22		MY 2020/21	
	tonnes	share	tonnes	share
Algeria	1 433 543	14.3%	1 750 225	18.8%
Egypt	1 201 000	12.0%	127 120	1.4%
Korea (Republic of)	823 312	8.2%	-----	-----
Nigeria	719 079	7.2%	728 985	7.8%
Vietnam	534 988	5.3%	-----	-----

Common wheat flour (grain equivalent)				
Destination	MY 2021/22		MY 2020/21	
	tonnes	share	tonnes	share
United Kingdom	35 745	18.5%	-----	-----
United States of America	13 361	6.9%	15 444	9.9%
Guinea-Bissau	11 871	6.1%	10 520	6.8%
Thailand	10 582	5.5%	9 919	6.4%
Cameroon	9 031	4.7%	9 012	5.8%

Durum wheat				
Destination	MY 2021/22		MY 2020/21	
	tonnes	share	tonnes	share
Turkey	64 799	26.9%	5	0.0%
Saudi Arabia	52 469	21.8%	50	0.1%
Nigeria	49 947	20.7%	-----	-----
United Kingdom	17 537	7.3%	-----	-----

Durum wheat meal (grain equivalent)				
Destination	MY 2021/22		MY 2020/21	
	tonnes	share	tonnes	share
Ivory Coast	31 368	34.1%	26 383	27.2%
Saudi Arabia	12 974	14.1%	20 796	21.5%
Mali	9 683	10.5%	11 909	12.3%
United Kingdom	8 250	9.0%	-----	-----
Senegal	7 217	7.8%	10 214	10.5%

Barley				
Destination	MY 2021/22		MY 2020/21	
	tonnes	share	tonnes	share
China	660 490	21.9%	1 160 981	36.8%
Saudi Arabia	505 634	16.7%	1 092 476	34.6%
Jordan	412 132	13.6%	72 464	2.3%
Turkey	332 538	11.0%	23 302	0.7%
Algeria	228 611	7.6%	295 148	9.4%

Malt (grain equivalent)				
Destination	MY 2021/22		MY 2020/21	
	tonnes	share	tonnes	share
Nigeria	77 550	8.0%	76 186	7.1%
Brazil	76 504	7.9%	145 631	13.6%
Japan	63 106	6.5%	58 256	5.4%
Cameroon	50 421	5.2%	31 385	2.9%
United States of America	38 725	4.0%	31 989	3.0%

Maize				
Destination	MY 2021/22		MY 2020/21	
	tonnes	share	tonnes	share
Iran (Islamic Republic of)	402 763	21.0%	-----	-----
Korea (Republic of)	357 444	18.6%	73 915	11.7%
Egypt	317 708	16.6%	-----	-----
Turkey	191 767	10.0%	26 139	4.1%
United Kingdom	124 658	6.5%	-----	-----

Rye				
Destination	MY 2021/22		MY 2020/21	
	tonnes	share	tonnes	share
United States of America	66 001	84.9%	-----	-----
Japan	4 778	6.1%	-----	-----
Norway	4 153	5.3%	-----	-----

Oats				
Destination	MY 2021/22		MY 2020/21	
	tonnes	share	tonnes	share
United States of America	18 700	41.2%	85	0.2%
Algeria	10 919	24.0%	12 021	29.7%
Switzerland	10 544	23.2%	18 747	46.4%
Norway	3 110	6.8%	4 716	11.7%
Bosnia and Herzegovina	911	2.0%	1 370	3.4%

Sorghum				
Destination	MY 2021/22		MY 2020/21	
	tonnes	share	tonnes	share
United Kingdom	1 405.8	66.1%	-----	-----
Serbia	443	20.8%	-----	-----
Jordan	249.8	11.8%	-----	-----

* The United Kingdom is no longer a Member State of the European Union, however until the end of the transition period it was still a part of the EU Customs Union. Due to the absence of intra-trade data in the surveillance system, the totals of the EU trade data therefore also include the UK data until 31/12/2020. The data as of 1/1/2021 is therefore not comparable with the data until 31/12/2020.

Week 1 to 20 from 01/07/2021 to 14/11/2021

Résumé / Summary

Import (tonnes)	Residues of starch manufacture CN 2303 10 19	Maize gluten feed CN 2309 90 20	Brewing and distilling dregs and waste CN 23033000	Citrus pulp residues CN 2308 00 40 TARIC_ext 10	Total
BE		167		1 734	1 901
BG		2	1 656		1 658
CZ			231	2 082	2 313
DK	1 005			7 173	8 178
DE		4	1 298	8 663	9 965
EE			109		109
IE					
EL		23	153		176
ES			103 599		103 600
FR		1	12	3 253	3 266
HR					
IT			55	1 021	1 076
CY					
LV			1 150		1 150
LT			3 418		3 418
LU					
HU			754		754
MT					
NL	836	39		14 561	15 437
AT					
PL			3 794	1 011	4 805
PT		6 948	26 098		33 046
RO			471		471
SI					
SK			182		182
FI		7	1 364		1 371
SE		9			9
XI		250			250
EU*	1 841	7 450	144 343	39 498	193 133

* The United Kingdom is no longer a Member State of the European Union, however until the end of the transition period it was still a part of the EU Customs Union. Due to the absence of intra-trade data in the surveillance system, the totals of the EU trade data therefore also include the UK data until 31/12/2020. The data as of 1/1/2021 is therefore not comparable with the data until 31/12/2020.

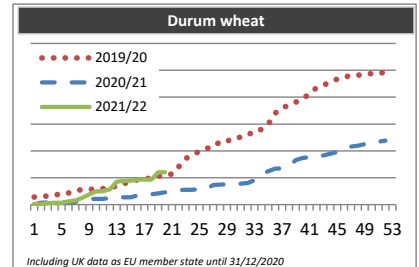
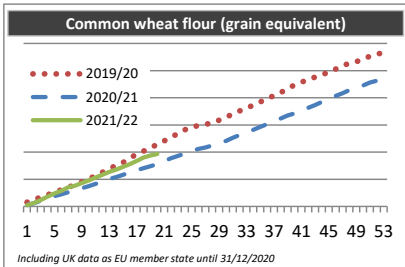
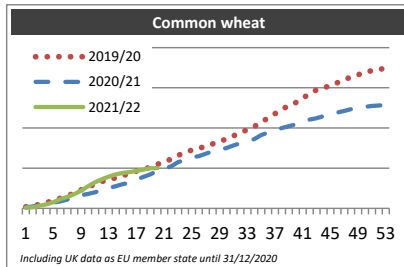
Week 1 to 20 from 01/07/2021 to 14/11/2021

(tonnes)

Common wheat			
week	2019/20	2020/21	2021/22
1	394 862	246 599	186 893
2	637 684	485 459	293 597
3	977 240	794 098	644 108
4	1 448 244	1 244 971	1 030 262
5	1 963 054	1 476 162	1 574 968
6	2 513 822	1 737 110	2 317 676
7	3 216 967	2 220 555	2 870 670
8	3 720 669	2 668 965	3 543 816
9	4 634 890	3 281 372	4 384 081
10	5 242 288	3 604 723	5 505 141
11	6 111 267	3 999 858	6 482 117
12	6 705 310	4 580 374	7 303 939
13	7 110 313	5 085 591	7 900 390
14	7 620 073	5 555 802	8 451 924
15	8 105 152	6 016 442	8 823 098
16	8 768 326	6 379 393	9 022 592
17	9 260 991	7 233 325	9 310 712
18	9 725 371	7 874 470	9 684 874
19	10 302 872	8 474 698	9 982 467
20	10 950 606	9 293 610	10 010 144
21	11 559 006	9 879 064	
22	12 238 923	10 453 386	
23	13 191 650	11 536 206	
24	13 969 039	12 058 201	
25	14 500 960	12 689 363	
26	14 892 397	13 013 856	
27	15 503 107	13 633 116	
28	16 040 869	14 183 211	
29	16 732 853	14 557 165	
30	17 214 564	15 036 443	
31	18 017 661	15 655 358	
32	18 864 983	16 221 398	
33	19 533 215	16 866 377	
34	20 340 927	17 254 942	
35	21 478 133	18 241 972	
36	22 508 992	18 858 874	
37	23 576 835	19 368 901	
38	24 648 935	20 036 017	
39	25 623 736	20 476 366	
40	26 331 024	20 934 782	
41	27 557 137	21 423 073	
42	28 352 332	22 079 750	
43	29 498 032	22 414 119	
44	29 986 220	22 962 670	
45	30 586 614	23 465 926	
46	31 272 389	23 873 855	
47	32 058 028	24 227 914	
48	32 679 212	24 721 249	
49	33 267 819	25 005 199	
50	33 938 316	25 271 958	
51	34 283 798	25 481 602	
52	34 644 187	25 603 588	
53	34 755 332	25 708 454	

Common wheat flour (grain equivalent)			
week	2019/20	2020/21	2021/22
1	15 435	4 872	4 588
2	24 937	12 096	12 555
3	33 874	21 030	24 061
4	43 072	31 584	36 614
5	52 260	37 685	47 498
6	61 292	44 672	57 326
7	70 390	52 128	70 677
8	79 570	58 243	76 637
9	90 348	67 312	86 280
10	101 387	74 930	95 182
11	112 937	83 201	106 068
12	125 288	90 834	116 495
13	137 144	101 458	127 052
14	152 564	108 295	135 754
15	161 470	116 679	145 935
16	178 017	125 739	156 204
17	192 036	133 632	167 731
18	203 494	140 806	179 766
19	216 629	148 536	187 974
20	227 636	155 789	193 147
21	240 881	166 633	
22	255 992	177 926	
23	266 725	185 553	
24	281 932	194 515	
25	292 635	204 123	
26	297 514	211 726	
27	301 214	217 102	
28	308 567	224 265	
29	317 051	233 519	
30	327 957	241 505	
31	340 938	252 538	
32	351 461	263 099	
33	362 608	272 673	
34	372 715	282 046	
35	385 321	292 797	
36	396 031	303 183	
37	408 167	312 165	
38	418 884	323 761	
39	433 794	335 225	
40	446 565	342 720	
41	457 906	351 951	
42	466 045	363 026	
43	476 427	373 698	
44	484 975	385 121	
45	493 579	394 910	
46	505 275	407 143	
47	518 111	417 158	
48	527 007	428 149	
49	533 328	434 871	
50	541 783	445 605	
51	553 064	456 089	
52	561 242	463 176	
53	564 705	470 702	

Durum wheat			
week	2019/20	2020/21	2021/22
1	56 320	1 327	3 677
2	62 920	1 753	4 006
3	62 920	14 516	10 012
4	68 154	14 883	13 187
5	86 292	15 291	13 187
6	86 753	15 673	24 365
7	102 837	16 048	30 803
8	111 338	21 301	51 320
9	113 589	32 788	76 736
10	114 667	42 218	99 084
11	118 940	42 946	100 175
12	133 547	43 032	113 508
13	133 857	48 931	170 642
14	155 545	54 892	175 807
15	171 862	54 941	178 716
16	184 124	55 143	185 780
17	190 877	67 680	186 171
18	199 053	68 120	186 739
19	210 099	76 215	240 983
20	223 737	83 031	241 236
21	226 941	91 284	
22	282 411	101 323	
23	343 490	106 972	
24	365 434	110 034	
25	400 373	110 034	
26	419 109	114 647	
27	426 666	114 769	
28	470 174	145 567	
29	470 303	148 750	
30	499 614	150 958	
31	501 177	151 151	
32	515 497	155 721	
33	553 750	161 252	
34	557 868	180 964	
35	600 622	225 453	
36	681 292	248 771	
37	722 890	268 113	
38	738 572	269 068	
39	763 717	287 287	
40	786 178	332 762	
41	829 099	347 133	
42	870 862	354 084	
43	886 531	365 814	
44	917 862	365 874	
45	934 135	380 175	
46	949 251	391 301	
47	961 068	410 459	
48	962 251	431 130	
49	973 136	437 853	
50	974 689	450 741	
51	981 149	450 742	
52	981 176	469 710	
53	981 176	476 384	



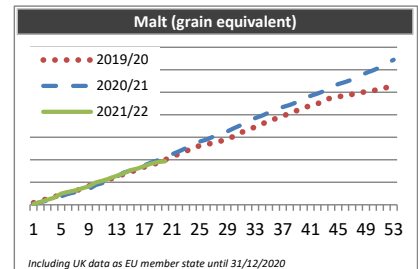
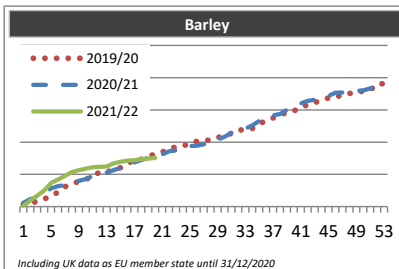
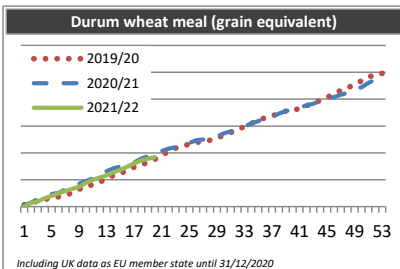
Week 1 to 20 from 01/07/2021 to 14/11/2021

(tonnes)

Durum wheat meal (grain equivalent)			
week	2019/20	2020/21	2021/22
1	3 419	2 938	461
2	6 820	7 082	7 063
3	10 226	14 007	9 905
4	13 805	20 504	15 621
5	15 888	23 477	20 157
6	18 450	25 648	25 000
7	21 168	31 867	28 892
8	25 745	37 029	33 295
9	32 563	42 831	36 951
10	35 529	47 380	44 653
11	41 774	52 790	50 069
12	45 888	60 848	54 116
13	51 969	66 101	58 030
14	58 106	71 054	64 154
15	62 123	74 770	68 817
16	66 815	79 372	74 339
17	73 678	82 359	80 592
18	76 959	89 403	86 067
19	83 477	93 473	89 202
20	88 268	96 907	91 962
21	96 798	103 638	
22	101 407	107 822	
23	108 641	110 517	
24	111 766	113 480	
25	116 671	118 564	
26	119 548	123 554	
27	121 907	124 918	
28	123 735	127 811	
29	127 018	130 208	
30	133 327	136 108	
31	138 085	139 952	
32	142 780	143 928	
33	149 431	148 617	
34	154 739	154 813	
35	159 668	158 986	
36	166 057	164 922	
37	169 286	167 068	
38	172 210	173 195	
39	177 766	177 779	
40	180 514	180 589	
41	181 491	184 385	
42	187 328	188 172	
43	193 804	191 707	
44	197 386	195 940	
45	203 423	199 985	
46	208 913	204 157	
47	216 655	208 194	
48	221 911	212 056	
49	226 259	219 604	
50	234 254	222 330	
51	240 737	230 242	
52	246 096	236 296	
53	247 995	239 750	

Barley			
week	2019/20	2020/21	2021/22
1	165 347	233 928	52 116
2	169 376	470 728	378 443
3	337 758	586 712	674 740
4	483 958	831 663	1 003 064
5	643 505	1 130 666	1 468 128
6	904 136	1 268 298	1 680 057
7	1 228 755	1 333 141	1 908 153
8	1 420 139	1 491 038	2 148 987
9	1 557 085	1 600 529	2 252 683
10	1 681 706	1 714 095	2 352 117
11	1 903 159	1 894 614	2 444 425
12	2 127 844	2 005 566	2 471 992
13	2 168 060	2 109 536	2 479 213
14	2 251 418	2 254 085	2 677 380
15	2 412 055	2 400 370	2 775 483
16	2 672 039	2 480 031	2 852 400
17	2 888 058	2 741 126	2 881 057
18	2 942 536	2 889 268	2 948 353
19	3 105 633	3 024 509	2 974 468
20	3 276 420	3 155 273	3 021 749
21	3 375 606	3 236 213	
22	3 624 631	3 430 877	
23	3 679 932	3 490 960	
24	3 763 870	3 588 482	
25	3 911 595	3 750 589	
26	4 049 716	3 779 901	
27	4 059 332	3 864 674	
28	4 155 826	3 955 768	
29	4 287 553	4 150 549	
30	4 408 901	4 332 732	
31	4 548 101	4 581 890	
32	4 740 889	4 750 974	
33	4 775 918	4 845 957	
34	4 836 880	5 037 466	
35	5 135 908	5 315 867	
36	5 333 994	5 567 480	
37	5 506 704	5 666 768	
38	5 659 110	5 743 185	
39	5 870 780	6 005 287	
40	5 957 895	6 223 987	
41	6 088 968	6 397 931	
42	6 342 421	6 557 194	
43	6 445 131	6 623 449	
44	6 610 799	6 747 328	
45	6 749 591	6 866 940	
46	6 773 159	7 070 210	
47	6 960 607	7 074 797	
48	7 030 441	7 115 845	
49	7 036 380	7 184 310	
50	7 172 922	7 207 873	
51	7 215 539	7 336 344	
52	7 609 930	7 343 749	
53	7 624 789	7 415 391	

Malt (grain equivalent)			
week	2019/20	2020/21	2021/22
1	44 910	21 010	18 911
2	87 671	58 871	60 527
3	131 899	94 273	111 493
4	177 222	126 883	159 283
5	224 550	186 465	246 521
6	264 425	242 342	283 483
7	302 842	278 630	321 098
8	356 882	313 598	364 358
9	420 687	347 519	409 731
10	464 409	440 482	494 533
11	515 491	484 852	536 557
12	566 007	537 887	584 274
13	627 835	623 867	640 501
14	679 373	711 578	695 884
15	728 178	765 585	767 523
16	781 425	812 758	805 168
17	838 800	873 259	858 490
18	887 832	940 385	912 288
19	930 553	990 412	949 662
20	999 894	1 072 081	966 129
21	1 064 468	1 121 692	
22	1 132 096	1 187 397	
23	1 190 613	1 259 893	
24	1 252 859	1 330 258	
25	1 313 470	1 403 665	
26	1 343 817	1 450 203	
27	1 374 854	1 516 766	
28	1 415 268	1 550 723	
29	1 466 062	1 629 622	
30	1 523 380	1 706 869	
31	1 606 351	1 774 817	
32	1 669 767	1 840 800	
33	1 729 020	1 925 381	
34	1 791 257	1 980 207	
35	1 866 822	2 050 708	
36	1 912 222	2 106 919	
37	1 971 579	2 171 669	
38	2 036 984	2 216 022	
39	2 092 310	2 276 950	
40	2 162 293	2 380 265	
41	2 198 885	2 418 560	
42	2 242 152	2 471 062	
43	2 329 285	2 530 261	
44	2 372 027	2 623 178	
45	2 399 040	2 680 355	
46	2 427 644	2 725 634	
47	2 455 455	2 781 414	
48	2 491 862	2 848 890	
49	2 508 636	2 929 102	
50	2 535 402	2 985 986	
51	2 566 317	3 049 878	
52	2 606 259	3 145 086	
53	2 646 457	3 222 221	



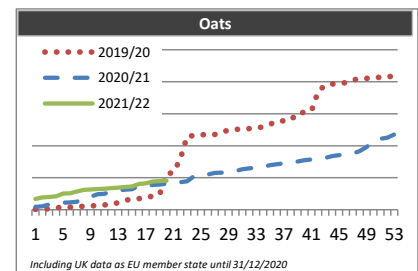
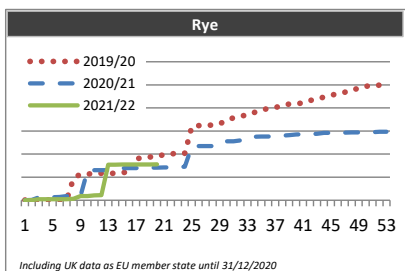
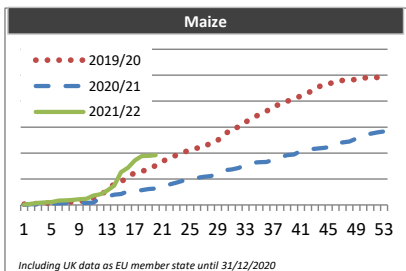
Week 1 to 20 from 01/07/2021 to 14/11/2021

(tonnes)

Maize			
week	2019/20	2020/21	2021/22
1	32 545	1 338	13 301
2	46 352	27 536	40 676
3	52 472	30 132	83 212
4	66 400	37 912	95 311
5	86 002	56 341	117 486
6	97 673	60 801	164 685
7	102 782	68 203	177 122
8	111 913	71 563	194 798
9	125 739	78 596	215 487
10	181 768	82 465	240 312
11	262 627	86 507	359 260
12	377 070	267 949	414 584
13	573 257	327 659	557 005
14	804 507	398 603	741 190
15	890 335	417 643	1 259 109
16	1 078 162	524 491	1 440 635
17	1 240 987	544 578	1 715 464
18	1 299 197	567 124	1 885 017
19	1 377 297	618 197	1 890 784
20	1 513 237	633 825	1 919 255
21	1 678 507	748 697	
22	1 804 041	785 454	
23	1 914 718	859 704	
24	2 031 525	939 660	
25	2 112 346	1 027 907	
26	2 190 722	1 044 197	
27	2 229 617	1 085 492	
28	2 411 901	1 116 562	
29	2 492 707	1 252 223	
30	2 705 260	1 336 780	
31	2 958 117	1 368 460	
32	2 995 488	1 426 397	
33	3 186 443	1 553 269	
34	3 372 441	1 626 269	
35	3 473 942	1 645 253	
36	3 611 099	1 653 268	
37	3 814 310	1 747 122	
38	3 873 774	1 838 302	
39	3 994 046	1 917 103	
40	4 108 919	1 948 645	
41	4 197 266	2 082 834	
42	4 316 749	2 149 467	
43	4 455 334	2 163 181	
44	4 614 471	2 186 362	
45	4 673 252	2 224 204	
46	4 748 726	2 392 954	
47	4 804 469	2 407 790	
48	4 818 677	2 443 209	
49	4 835 577	2 554 327	
50	4 896 665	2 637 144	
51	4 905 451	2 746 291	
52	4 910 394	2 796 676	
53	4 939 131	2 833 183	

Rye			
week	2019/20	2020/21	2021/22
1	497	202	0
2	628	546	41
3	631	6 199	2 248
4	631	6 306	2 249
5	671	6 813	2 326
6	748	6 924	2 357
7	843	9 063	2 444
8	47 071	9 214	2 950
9	56 750	9 286	9 197
10	56 869	64 603	9 243
11	57 988	65 212	10 500
12	58 120	65 389	10 877
13	58 160	65 440	77 099
14	58 273	69 657	77 209
15	60 267	69 657	77 491
16	60 267	69 755	77 518
17	90 675	69 806	77 592
18	90 886	70 428	77 674
19	93 835	70 497	77 750
20	94 428	70 497	77 775
21	99 097	70 952	
22	100 744	71 230	
23	101 052	72 191	
24	101 812	72 637	
25	160 351	117 104	
26	161 493	117 222	
27	162 592	117 222	
28	162 593	117 310	
29	165 178	117 407	
30	174 148	127 513	
31	178 443	127 613	
32	182 680	129 889	
33	183 973	137 620	
34	190 035	137 644	
35	195 599	137 907	
36	198 803	138 130	
37	201 312	138 528	
38	204 540	140 231	
39	208 552	140 859	
40	209 550	142 678	
41	210 624	142 915	
42	216 194	143 680	
43	218 445	144 013	
44	223 927	145 734	
45	227 061	146 197	
46	231 338	146 459	
47	233 930	146 513	
48	240 345	147 043	
49	241 682	147 102	
50	246 769	147 130	
51	248 490	147 340	
52	249 128	148 402	
53	252 487	148 432	

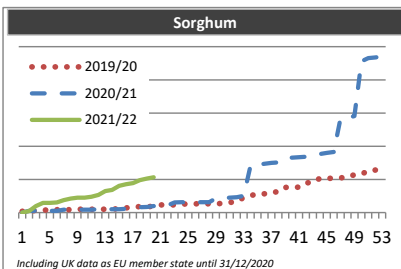
Oats			
week	2019/20	2020/21	2021/22
1	303	4 443	16 792
2	930	5 175	19 062
3	1 418	8 319	20 079
4	3 129	10 274	20 925
5	3 685	10 893	25 098
6	3 968	11 455	25 559
7	4 564	12 539	28 484
8	5 315	18 233	31 038
9	5 865	20 115	31 660
10	6 666	24 001	32 166
11	7 499	24 964	32 847
12	8 192	28 370	33 622
13	10 856	30 245	34 354
14	14 515	31 204	35 669
15	16 797	31 907	36 287
16	17 487	36 852	40 277
17	18 235	37 537	41 236
18	21 508	38 723	43 981
19	23 787	39 482	44 773
20	55 844	40 443	45 435
21	58 386	42 058	
22	79 070	43 067	
23	114 828	44 332	
24	115 819	52 574	
25	117 167	54 624	
26	117 343	54 945	
27	117 534	57 508	
28	120 899	57 886	
29	124 593	59 431	
30	125 256	60 536	
31	126 001	63 298	
32	126 774	64 623	
33	127 889	65 784	
34	129 202	66 881	
35	133 745	69 754	
36	138 019	71 088	
37	138 831	72 543	
38	139 815	74 516	
39	151 303	75 449	
40	152 057	77 289	
41	154 497	78 590	
42	185 388	79 935	
43	194 509	81 057	
44	196 583	83 899	
45	197 590	85 228	
46	198 687	86 350	
47	202 875	87 688	
48	204 762	91 790	
49	205 424	98 164	
50	206 121	108 225	
51	207 210	110 779	
52	208 127	112 675	
53	208 293	117 582	



Week 1 to 20 from 01/07/2021 to 14/11/2021

(tonnes)

Sorghum			
week	2019/20	2020/21	2021/22
1	75	0	0
2	100	99	85
3	124	99	392
4	150	99	584
5	152	100	587
6	173	101	611
7	173	177	743
8	173	177	847
9	194	177	902
10	197	177	902
11	197	177	960
12	197	202	1 070
13	199	204	1 292
14	199	204	1 366
15	244	204	1 610
16	285	228	1 706
17	309	258	1 777
18	360	329	1 951
19	360	331	2 051
20	361	388	2 126
21	456	388	
22	456	439	
23	458	613	
24	503	624	
25	529	624	
26	529	624	
27	529	624	
28	530	624	
29	530	851	
30	556	880	
31	608	903	
32	654	931	
33	907	1 014	
34	1 027	2 885	
35	1 127	2 886	
36	1 127	2 939	
37	1 247	2 997	
38	1 247	3 023	
39	1 511	3 314	
40	1 536	3 314	
41	1 536	3 340	
42	1 796	3 368	
43	1 820	3 500	
44	2 059	3 536	
45	2 059	3 597	
46	2 063	3 653	
47	2 088	5 678	
48	2 137	5 706	
49	2 281	5 811	
50	2 306	9 121	
51	2 524	9 306	
52	2 562	9 357	
53	2 562	9 405	



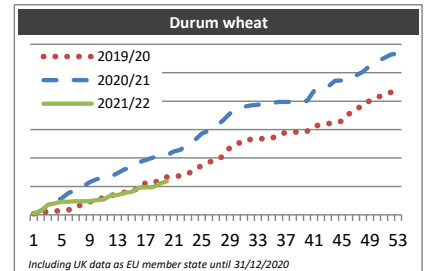
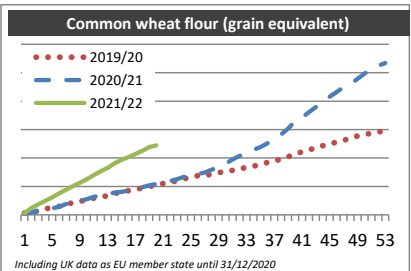
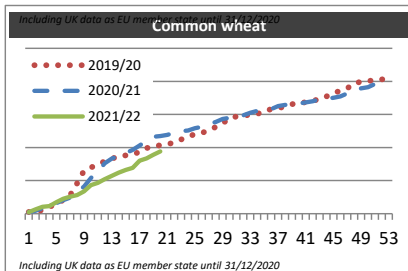
Week 1 to 20 from 01/07/2021 to 14/11/2021

(tonnes)

Common wheat			
week	2019/20	2020/21	2021/22
1	26 347	22 112	22 494
2	38 366	43 513	65 676
3	51 421	84 224	104 834
4	102 005	107 290	115 407
5	156 035	159 746	173 599
6	205 759	205 634	228 057
7	281 272	245 472	258 861
8	458 102	325 735	283 522
9	651 685	409 745	336 760
10	701 468	538 173	431 993
11	737 816	640 539	465 830
12	795 418	761 367	522 065
13	830 102	832 705	570 989
14	871 395	874 935	620 899
15	879 681	917 575	662 556
16	900 950	966 134	692 363
17	930 041	1 031 585	801 890
18	994 104	1 102 149	836 236
19	1 007 899	1 162 807	893 015
20	1 039 529	1 175 619	941 422
21	1 052 883	1 191 547	
22	1 071 394	1 221 759	
23	1 120 454	1 246 064	
24	1 160 854	1 257 478	
25	1 206 778	1 293 064	
26	1 218 655	1 313 287	
27	1 264 623	1 355 790	
28	1 309 793	1 387 157	
29	1 368 246	1 432 128	
30	1 434 339	1 447 702	
31	1 471 644	1 459 859	
32	1 487 151	1 485 722	
33	1 492 036	1 524 550	
34	1 504 342	1 552 147	
35	1 558 802	1 567 849	
36	1 578 838	1 581 313	
37	1 593 168	1 626 269	
38	1 623 991	1 642 560	
39	1 654 539	1 655 193	
40	1 677 376	1 665 140	
41	1 682 030	1 683 439	
42	1 711 539	1 698 737	
43	1 726 510	1 728 838	
44	1 774 517	1 737 558	
45	1 826 514	1 752 881	
46	1 857 014	1 772 478	
47	1 894 402	1 818 745	
48	1 974 245	1 846 833	
49	1 990 862	1 894 091	
50	2 006 800	1 913 436	
51	2 017 543	1 960 187	
52	2 030 309	2 004 329	
53	2 030 450	2 015 192	

Common wheat flour (grain equivalent)			
week	2019/20	2020/21	2021/22
1	615	364	529
2	897	774	2 317
3	1 333	1 454	3 716
4	2 112	1 873	4 934
5	2 555	2 273	6 169
6	3 012	2 867	7 521
7	3 658	3 822	8 843
8	4 310	4 374	10 124
9	4 711	4 859	11 246
10	5 460	5 502	12 584
11	5 861	6 304	13 978
12	6 245	6 897	15 299
13	6 705	7 209	16 496
14	7 573	7 882	18 139
15	7 903	8 135	19 377
16	8 538	8 496	20 381
17	8 994	9 079	21 374
18	9 380	9 759	22 551
19	10 002	10 357	23 811
20	10 523	10 839	24 430
21	11 014	11 239	
22	11 371	11 873	
23	12 095	12 585	
24	12 744	13 394	
25	13 240	14 015	
26	13 774	14 368	
27	13 955	14 937	
28	14 256	15 897	
29	14 818	16 860	
30	15 276	17 872	
31	15 639	19 515	
32	16 052	20 718	
33	16 800	21 586	
34	17 128	22 843	
35	17 743	23 868	
36	18 403	25 102	
37	19 029	26 747	
38	19 572	28 257	
39	20 391	30 311	
40	21 456	32 883	
41	22 116	34 232	
42	22 783	36 135	
43	23 786	37 944	
44	24 286	39 899	
45	25 009	41 588	
46	25 570	43 223	
47	26 147	44 871	
48	27 037	46 045	
49	27 706	47 859	
50	28 309	49 667	
51	28 694	51 191	
52	29 195	52 494	
53	29 462	53 377	

Durum wheat			
week	2019/20	2020/21	2021/22
1	19 538	15 910	24 903
2	39 879	70 589	62 555
3	58 275	148 727	178 630
4	59 066	228 769	204 018
5	80 934	290 923	230 861
6	88 188	389 351	232 090
7	111 407	421 013	238 607
8	206 396	497 085	238 671
9	226 295	576 827	240 024
10	289 834	628 124	260 359
11	290 047	643 468	272 308
12	339 097	674 436	344 728
13	362 832	736 081	347 230
14	396 823	802 094	389 622
15	441 549	821 648	405 411
16	448 379	924 355	479 057
17	567 226	966 163	486 998
18	578 692	1 003 356	487 151
19	587 680	1 041 146	550 719
20	665 108	1 050 712	590 811
21	670 756	1 114 180	
22	687 537	1 146 252	
23	719 118	1 258 285	
24	805 212	1 318 719	
25	861 414	1 428 851	
26	927 708	1 483 610	
27	954 613	1 562 712	
28	1 027 644	1 657 037	
29	1 183 351	1 784 310	
30	1 236 011	1 828 752	
31	1 322 810	1 899 260	
32	1 324 992	1 927 163	
33	1 339 083	1 936 321	
34	1 342 266	1 948 506	
35	1 345 899	1 965 885	
36	1 417 293	1 986 558	
37	1 448 181	1 986 645	
38	1 454 050	1 988 702	
39	1 459 298	2 000 979	
40	1 468 894	2 001 370	
41	1 565 659	2 176 341	
42	1 579 446	2 185 891	
43	1 603 442	2 252 257	
44	1 615 539	2 357 032	
45	1 650 263	2 362 055	
46	1 776 149	2 376 516	
47	1 832 535	2 452 088	
48	1 955 741	2 515 948	
49	2 005 500	2 625 570	
50	2 067 201	2 701 766	
51	2 106 620	2 757 861	
52	2 156 892	2 820 673	
53	2 206 867	2 836 153	



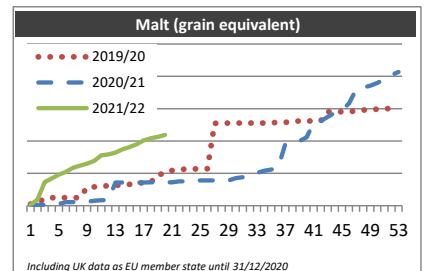
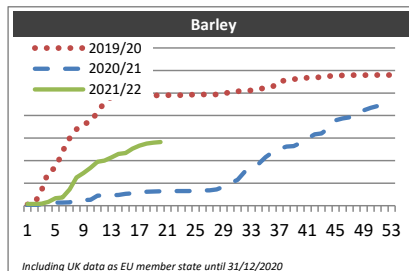
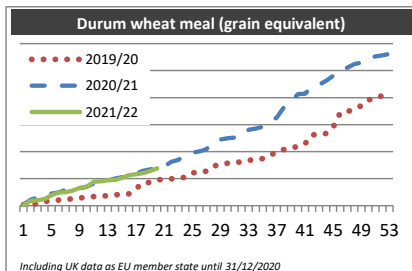
Week 1 to 20 from 01/07/2021 to 14/11/2021

(tonnes)

Durum wheat meal (grain equivalent)			
week	2019/20	2020/21	2021/22
1	17	21	8
2	22	108	89
3	36	150	99
4	75	194	122
5	95	223	193
6	106	247	245
7	106	294	248
8	134	312	279
9	144	321	330
10	158	353	350
11	169	410	444
12	178	432	451
13	187	465	471
14	199	502	475
15	214	528	515
16	222	542	565
17	318	597	582
18	424	647	602
19	429	673	642
20	475	698	691
21	491	728	
22	497	813	
23	510	848	
24	529	930	
25	606	985	
26	618	1 007	
27	636	1 043	
28	734	1 198	
29	756	1 225	
30	786	1 247	
31	797	1 259	
32	814	1 272	
33	842	1 407	
34	848	1 428	
35	874	1 459	
36	922	1 531	
37	1 007	1 637	
38	1 039	1 821	
39	1 073	1 929	
40	1 094	2 068	
41	1 147	2 071	
42	1 312	2 207	
43	1 317	2 238	
44	1 336	2 316	
45	1 451	2 404	
46	1 721	2 524	
47	1 739	2 555	
48	1 794	2 619	
49	1 849	2 646	
50	1 962	2 738	
51	1 978	2 762	
52	2 039	2 784	
53	2 048	2 809	

Barley			
week	2019/20	2020/21	2021/22
1	5 495	15	7 590
2	11 034	1 736	8 127
3	66 804	6 899	8 833
4	151 795	6 902	16 768
5	167 048	13 520	32 971
6	240 193	13 722	36 520
7	298 686	14 445	71 917
8	338 676	24 701	125 540
9	364 018	25 509	144 939
10	370 412	26 468	167 879
11	416 796	44 307	194 582
12	456 839	45 208	200 188
13	484 584	46 951	214 675
14	487 744	47 223	229 899
15	487 929	52 559	234 106
16	488 381	54 429	252 839
17	488 773	54 429	265 971
18	488 774	61 714	275 512
19	489 027	63 015	279 345
20	489 027	64 307	282 414
21	490 205	64 413	
22	490 205	64 592	
23	490 872	64 716	
24	490 936	65 502	
25	493 575	66 521	
26	493 575	68 056	
27	493 631	68 323	
28	493 875	72 261	
29	494 151	84 510	
30	506 261	99 450	
31	507 913	114 874	
32	508 927	150 164	
33	511 932	167 783	
34	518 024	185 473	
35	522 024	215 088	
36	528 225	237 388	
37	554 219	251 912	
38	554 418	262 801	
39	561 890	264 158	
40	562 391	278 987	
41	567 887	297 934	
42	568 130	316 804	
43	571 281	320 351	
44	574 773	344 809	
45	575 048	378 789	
46	578 405	387 441	
47	579 778	392 268	
48	579 808	414 073	
49	579 822	422 991	
50	579 838	433 819	
51	579 841	442 673	
52	579 841	446 817	
53	579 841	453 289	

Malt (grain equivalent)			
week	2019/20	2020/21	2021/22
1	240	134	140
2	405	135	938
3	1 112	139	3 655
4	1 221	271	4 240
5	1 222	285	4 792
6	1 222	551	5 218
7	1 222	551	5 872
8	1 223	574	6 182
9	2 882	642	6 513
10	2 916	777	6 943
11	3 019	845	7 788
12	3 079	872	7 921
13	3 172	3 595	8 216
14	3 205	3 596	8 702
15	3 298	3 597	9 083
16	3 419	3 597	9 507
17	3 573	3 597	10 097
18	3 574	3 618	10 428
19	4 874	3 618	10 635
20	4 913	3 622	10 938
21	5 453	3 622	
22	5 555	3 757	
23	5 678	3 757	
24	5 678	3 825	
25	5 678	3 891	
26	5 736	3 893	
27	12 737	3 893	
28	12 737	3 893	
29	12 763	3 908	
30	12 763	4 249	
31	12 784	4 406	
32	12 784	4 716	
33	12 784	5 094	
34	12 785	5 393	
35	12 853	5 583	
36	12 853	5 902	
37	12 879	9 588	
38	13 037	9 803	
39	13 101	10 004	
40	13 101	10 555	
41	13 102	12 841	
42	13 102	13 071	
43	14 520	13 729	
44	14 521	14 372	
45	14 521	14 764	
46	14 522	15 814	
47	14 654	17 968	
48	14 788	18 263	
49	14 921	18 558	
50	14 922	18 978	
51	14 989	19 561	
52	15 017	20 192	
53	15 152	20 682	



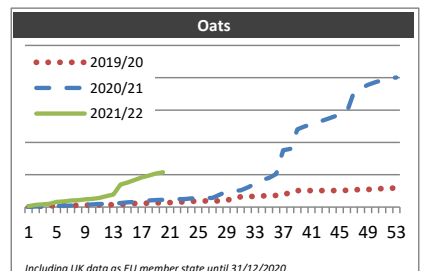
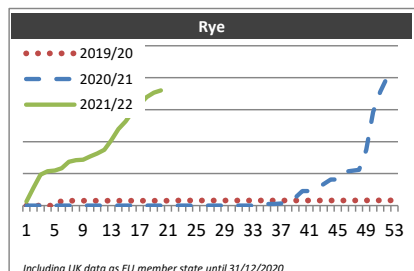
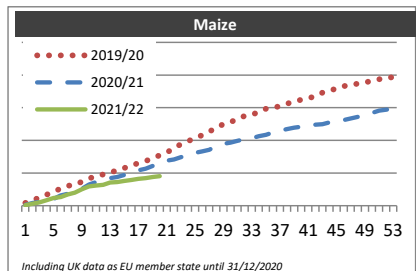
Week 1 to 20 from 01/07/2021 to 14/11/2021

(tonnes)

Maize			
week	2019/20	2020/21	2021/22
1	431 335	124 748	78 325
2	761 493	419 378	308 776
3	1 303 291	595 271	502 269
4	1 679 978	815 972	826 202
5	2 125 234	1 042 931	1 193 374
6	2 624 908	1 560 728	1 337 250
7	3 052 379	1 821 390	1 718 773
8	3 169 060	2 040 073	1 979 227
9	3 696 267	2 599 754	2 522 955
10	4 136 675	3 232 831	2 942 254
11	4 528 292	3 612 176	3 073 743
12	4 793 953	3 829 175	3 189 055
13	4 996 725	4 219 341	3 536 114
14	5 487 629	4 402 520	3 635 554
15	5 763 764	4 727 179	3 790 691
16	6 170 581	4 963 268	3 921 935
17	6 499 208	5 400 173	4 105 025
18	6 842 862	5 666 468	4 205 981
19	7 283 923	6 072 793	4 401 236
20	7 708 646	6 554 661	4 521 767
21	8 142 819	6 901 144	
22	8 844 492	7 082 023	
23	9 403 428	7 419 257	
24	9 873 080	7 702 610	
25	10 401 396	8 111 730	
26	10 790 672	8 323 554	
27	11 365 409	8 568 333	
28	11 849 282	9 110 890	
29	12 524 377	9 482 173	
30	12 789 770	9 652 158	
31	13 295 873	9 923 320	
32	13 743 524	10 177 684	
33	13 902 683	10 317 439	
34	14 347 763	10 640 332	
35	14 826 244	10 851 803	
36	15 008 167	11 205 726	
37	15 214 368	11 483 835	
38	15 616 247	11 718 171	
39	15 952 650	11 925 804	
40	16 223 415	12 092 131	
41	16 449 790	12 244 545	
42	16 732 134	12 386 963	
43	17 293 897	12 461 796	
44	17 667 099	12 755 218	
45	17 893 343	12 995 989	
46	18 286 024	13 113 417	
47	18 491 537	13 362 799	
48	18 664 715	13 605 651	
49	18 893 343	13 844 366	
50	19 067 447	14 206 617	
51	19 344 151	14 538 104	
52	19 590 483	14 678 419	
53	19 652 085	14 858 454	

Rye			
week	2019/20	2020/21	2021/22
1	0	0	2 504
2	0	0	11 290
3	0	0	19 382
4	0	2	21 461
5	0	2	21 881
6	2 981	2	23 302
7	2 981	2	27 394
8	2 981	2	28 392
9	2 981	2	28 669
10	2 981	2	30 732
11	2 981	2	32 614
12	2 981	2	34 909
13	2 981	2	40 887
14	2 981	2	47 936
15	2 981	2	52 712
16	2 981	2	58 662
17	3 026	8	63 351
18	3 092	8	67 918
19	3 092	8	70 721
20	3 092	8	72 066
21	3 092	8	
22	3 192	9	
23	3 192	9	
24	3 214	9	
25	3 214	10	
26	3 214	10	
27	3 214	10	
28	3 236	10	
29	3 236	10	
30	3 236	10	
31	3 236	10	
32	3 239	10	
33	3 239	10	
34	3 240	387	
35	3 240	1 031	
36	3 240	1 031	
37	3 248	1 308	
38	3 248	4 413	
39	3 248	5 093	
40	3 248	9 060	
41	3 248	9 060	
42	3 248	10 485	
43	3 248	13 390	
44	3 248	16 354	
45	3 248	16 354	
46	3 248	21 245	
47	3 248	21 833	
48	3 249	22 331	
49	3 249	34 692	
50	3 249	58 563	
51	3 249	71 184	
52	3 249	80 688	
53	3 249	86 286	

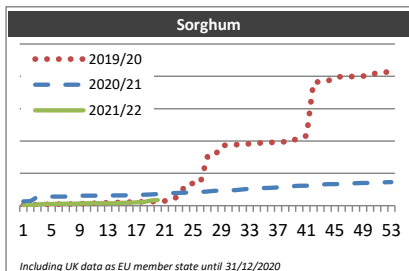
Oats			
week	2019/20	2020/21	2021/22
1	2	0	135
2	113	88	331
3	141	110	415
4	188	154	505
5	215	176	787
6	262	198	874
7	262	220	1 005
8	284	243	1 064
9	307	337	1 210
10	307	404	1 267
11	329	492	1 398
12	351	492	1 692
13	374	541	1 940
14	418	637	3 475
15	462	744	3 787
16	545	821	4 200
17	568	958	4 579
18	610	1 002	4 879
19	654	1 073	5 199
20	677	1 125	5 382
21	707	1 169	
22	770	1 237	
23	792	1 242	
24	876	1 330	
25	943	1 379	
26	943	1 423	
27	944	1 423	
28	944	1 895	
29	1 008	2 404	
30	1 424	2 524	
31	1 600	2 584	
32	1 630	3 035	
33	1 674	3 580	
34	1 746	4 190	
35	1 748	4 526	
36	1 792	5 111	
37	1 849	8 800	
38	2 290	8 999	
39	2 557	12 023	
40	2 557	12 467	
41	2 557	12 814	
42	2 557	13 164	
43	2 558	13 517	
44	2 558	13 908	
45	2 582	14 309	
46	2 604	14 636	
47	2 670	17 766	
48	2 716	18 365	
49	2 738	18 908	
50	2 776	19 288	
51	2 864	19 605	
52	2 909	19 956	
53	2 953	20 036	

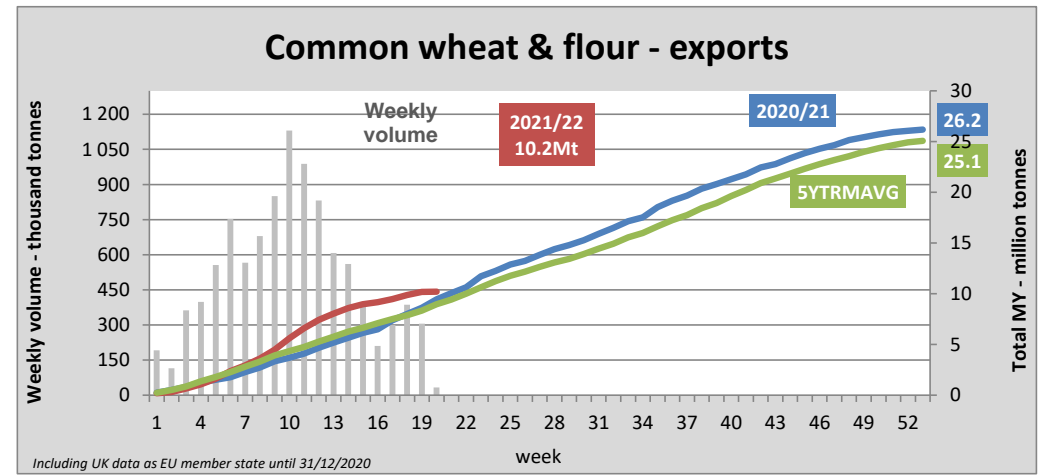
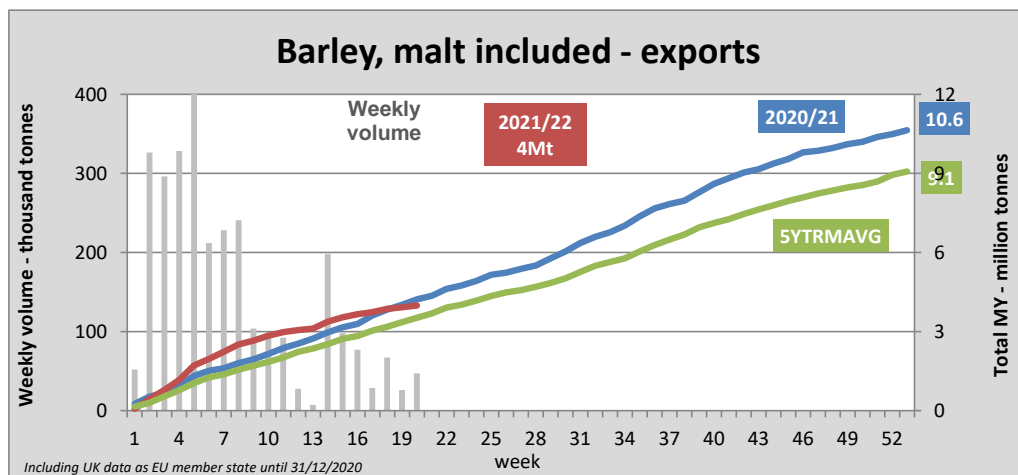
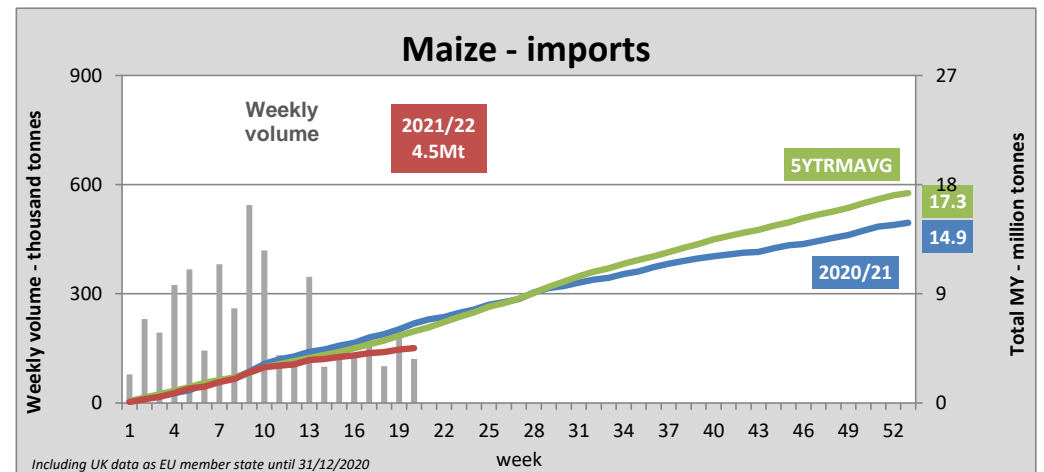
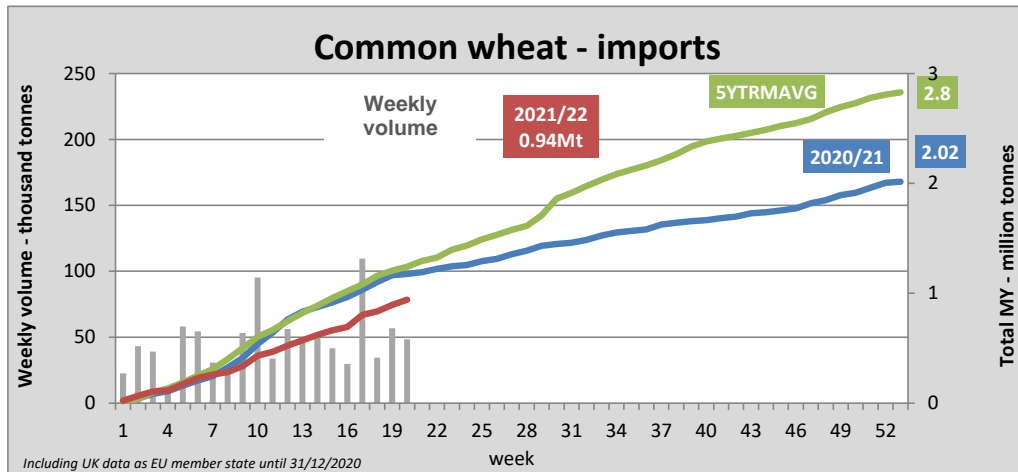


Week 1 to 20 from 01/07/2021 to 14/11/2021

(tonnes)

Sorghum			
week	2019/20	2020/21	2021/22
1	206	2 653	86
2	472	2 727	218
3	583	5 479	820
4	789	5 531	1 044
5	852	5 627	1 126
6	945	5 695	1 188
7	1 052	5 697	1 210
8	1 137	5 721	1 235
9	1 244	6 172	1 361
10	1 354	6 174	1 447
11	1 510	6 243	1 497
12	1 780	6 269	1 498
13	1 850	6 364	1 544
14	1 892	6 387	1 559
15	2 109	6 409	1 723
16	2 262	6 539	1 766
17	2 352	6 629	2 025
18	2 379	6 835	2 203
19	2 473	6 966	3 154
20	2 675	7 168	3 462
21	2 941	7 623	
22	3 203	7 789	
23	6 533	7 926	
24	13 531	8 125	
25	13 828	8 282	
26	13 918	8 461	
27	30 270	8 818	
28	30 485	9 200	
29	37 223	9 365	
30	37 489	9 526	
31	37 775	9 658	
32	38 117	10 077	
33	38 317	10 505	
34	38 649	10 799	
35	38 802	10 903	
36	39 086	11 083	
37	39 327	11 333	
38	39 598	11 618	
39	39 732	12 022	
40	42 902	12 296	
41	43 112	12 410	
42	76 240	12 797	
43	76 819	13 108	
44	77 061	13 325	
45	79 554	13 400	
46	79 736	13 526	
47	79 761	13 748	
48	80 094	13 862	
49	80 226	13 983	
50	80 385	14 115	
51	82 471	14 335	
52	82 566	14 533	
53	82 653	14 599	





Calendar of Marketing Year weeks

Week	2019/20		2020/21		2021/22	
	Start	End	Start	End	Start	End
1	01/07/2019	07/07/2019	01/07/2020	05/07/2020	01/07/2021	04/07/2021
2	08/07/2019	14/07/2019	06/07/2020	12/07/2020	05/07/2021	11/07/2021
3	15/07/2019	21/07/2019	13/07/2020	19/07/2020	12/07/2021	18/07/2021
4	22/07/2019	28/07/2019	20/07/2020	26/07/2020	19/07/2021	25/07/2021
5	29/07/2019	04/08/2019	27/07/2020	02/08/2020	26/07/2021	01/08/2021
6	05/08/2019	11/08/2019	03/08/2020	09/08/2020	02/08/2021	08/08/2021
7	12/08/2019	18/08/2019	10/08/2020	16/08/2020	09/08/2021	15/08/2021
8	19/08/2019	25/08/2019	17/08/2020	23/08/2020	16/08/2021	22/08/2021
9	26/08/2019	01/09/2019	24/08/2020	30/08/2020	23/08/2021	29/08/2021
10	02/09/2019	08/09/2019	31/08/2020	06/09/2020	30/08/2021	05/09/2021
11	09/09/2019	15/09/2019	07/09/2020	13/09/2020	06/09/2021	12/09/2021
12	16/09/2019	22/09/2019	14/09/2020	20/09/2020	13/09/2021	19/09/2021
13	23/09/2019	29/09/2019	21/09/2020	27/09/2020	20/09/2021	26/09/2021
14	30/09/2019	06/10/2019	28/09/2020	04/10/2020	27/09/2021	03/10/2021
15	07/10/2019	13/10/2019	05/10/2020	11/10/2020	04/10/2021	10/10/2021
16	14/10/2019	20/10/2019	12/10/2020	18/10/2020	11/10/2021	17/10/2021
17	21/10/2019	27/10/2019	19/10/2020	25/10/2020	18/10/2021	24/10/2021
18	28/10/2019	03/11/2019	26/10/2020	01/11/2020	25/10/2021	31/10/2021
19	04/11/2019	10/11/2019	02/11/2020	08/11/2020	01/11/2021	07/11/2021
20	11/11/2019	17/11/2019	09/11/2020	15/11/2020	08/11/2021	14/11/2021
21	18/11/2019	24/11/2019	16/11/2020	22/11/2020	15/11/2021	21/11/2021
22	25/11/2019	01/12/2019	23/11/2020	29/11/2020	22/11/2021	28/11/2021
23	02/12/2019	08/12/2019	30/11/2020	06/12/2020	29/11/2021	05/12/2021
24	09/12/2019	15/12/2019	07/12/2020	13/12/2020	06/12/2021	12/12/2021
25	16/12/2019	22/12/2019	14/12/2020	20/12/2020	13/12/2021	19/12/2021
26	23/12/2019	29/12/2019	21/12/2020	27/12/2020	20/12/2021	26/12/2021
27	30/12/2019	05/01/2020	28/12/2020	03/01/2021	27/12/2021	02/01/2022
28	06/01/2020	12/01/2020	04/01/2021	10/01/2021	03/01/2022	09/01/2022
29	13/01/2020	19/01/2020	11/01/2021	17/01/2021	10/01/2022	16/01/2022
30	20/01/2020	26/01/2020	18/01/2021	24/01/2021	17/01/2022	23/01/2022
31	27/01/2020	02/02/2020	25/01/2021	31/01/2021	24/01/2022	30/01/2022
32	03/02/2020	09/02/2020	01/02/2021	07/02/2021	31/01/2022	06/02/2022
33	10/02/2020	16/02/2020	08/02/2021	14/02/2021	07/02/2022	13/02/2022
34	17/02/2020	23/02/2020	15/02/2021	21/02/2021	14/02/2022	20/02/2022
35	24/02/2020	01/03/2020	22/02/2021	28/02/2021	21/02/2022	27/02/2022
36	02/03/2020	08/03/2020	01/03/2021	07/03/2021	28/02/2022	06/03/2022
37	09/03/2020	15/03/2020	08/03/2021	14/03/2021	07/03/2022	13/03/2022
38	16/03/2020	22/03/2020	15/03/2021	21/03/2021	14/03/2022	20/03/2022
39	23/03/2020	29/03/2020	22/03/2021	28/03/2021	21/03/2022	27/03/2022
40	30/03/2020	05/04/2020	29/03/2021	04/04/2021	28/03/2022	03/04/2022
41	06/04/2020	12/04/2020	05/04/2021	11/04/2021	04/04/2022	10/04/2022
42	13/04/2020	19/04/2020	12/04/2021	18/04/2021	11/04/2022	17/04/2022
43	20/04/2020	26/04/2020	19/04/2021	25/04/2021	18/04/2022	24/04/2022
44	27/04/2020	03/05/2020	26/04/2021	02/05/2021	25/04/2022	01/05/2022
45	04/05/2020	10/05/2020	03/05/2021	09/05/2021	02/05/2022	08/05/2022
46	11/05/2020	17/05/2020	10/05/2021	16/05/2021	09/05/2022	15/05/2022
47	18/05/2020	24/05/2020	17/05/2021	23/05/2021	16/05/2022	22/05/2022
48	25/05/2020	31/05/2020	24/05/2021	30/05/2021	23/05/2022	29/05/2022
49	01/06/2020	07/06/2020	31/05/2021	06/06/2021	30/05/2022	05/06/2022
50	08/06/2020	14/06/2020	07/06/2021	13/06/2021	06/06/2022	12/06/2022
51	15/06/2020	21/06/2020	14/06/2021	20/06/2021	13/06/2022	19/06/2022
52	22/06/2020	28/06/2020	21/06/2021	27/06/2021	20/06/2022	26/06/2022
53	29/06/2020	30/06/2020	28/06/2021	30/06/2021	27/06/2022	30/06/2022