

In this report data for France are complete until July 2021
As of July 2021 the weekly reports are published on Tuesdays at 16h

Trade monitoring through customs surveillance data

The TAXUD surveillance system ("customs surveillance") records and centralizes all trade data (import and exports) directly from the national customs authorities on a daily basis. For each transaction, the stored data contain the information available on the Single Administrative Document (SAD), including the volume and origin of the consignment.

As surveillance system does not include intra-trade data, the UK data as EU partner can't be displayed before 1/1/2021. The data as of 1/1/2021 is therefore not comparable with the data until 31/12/2020.

According to Art.55(2) of Commission Implementing Regulation (EU) 2015/2447, the customs authorities shall provide the Commission at least once a week with data on customs declarations for the goods that have been made subject to surveillance at release for free circulation or at export.

The "customs surveillance" data provide actual and prompt information about the trade (import/export) transaction in terms of volume and origin or destination. The European Commission aims to improve data quality and provide as recent and accurate information as possible. However, Surveillance data are created on the basis of declarations that may be modified, corrected or deleted. Additionally, the legal basis (Regulation (EU) 2015/2447) allows that on specific occasions declaration data may be forwarded with a delay. Therefore, it cannot be guaranteed that information provided is free of errors or that it will not be amended. The European Commission accepts no responsibility with regard to such problems incurred as a result of using these data.

* The United Kingdom is no longer a Member State of the European Union, however until the end of the transition period it was still a part of the EU Customs Union. Due to the absence of intra-trade data in the surveillance system, the totals of the EU trade data therefore also include the UK data until 31/12/2020. The data as of 1/1/2021 is therefore not comparable with the data until 31/12/2020.

Publication of data

This report is published on a weekly basis. In case of a technical issue or another constraint causing delay of the publication, please note that the next upload will be done in the coming days at 12h or 16h.

The data are expressed in quantity of the product itself, unless otherwise stated.
Below the specifications of the products included in the report.

Product	CN code
Soyabeans	1201 10 00; 1201 90 00
Rapeseed	1205 10 10; 1205 10 90; 1205 90 00
Sunflowerseed	1206 00 10; 1206 00 91; 1206 00 99
Soyameal	2304 00 00
Rapeseed meal	2306 41 00; 2306 49 00
Sunflowerseed meal	2306 30 00
Soyaoil	1507 10 10; 1507 10 90; 1507 90 10; 1507 90 90
Rapeseed oil	1514 11 10; 1514 11 90; 1514 19 10; 1514 19 90; 1514 91 10; 1514 91 90; 1514 99 10; 1514 99 90
Sunflowerseed oil	1512 11 10; 1512 11 91; 1512 11 99; 1512 19 10; 1512 19 90
Palm oil	1511 10 10; 1511 10 90; 1511 90 11; 15119019; 15119091; 15119099

- XI refers to Northern Ireland
- the weekly reference period is from Monday to Sunday

Cumul of week 1 to 20

	EU*		EU + UK		EU + UK	
	01/07/2021 - 14/11/2021		01/07/2020 - 15/11/2020		01/07/2019 - 17/11/2019	
	Export	Import	Export	Import	Export	Import
(tonnes)						
Soyabeans	69 082	4 508 368	86 365	5 410 281	85 246	5 189 273
Rapeseed	260 542	1 612 505	7 407	2 653 439	10 008	3 161 679
Sunflowerseed	129 427	147 627	149 841	374 526	194 185	200 706
Total seeds	459 051	6 268 500	243 613	8 438 246	289 439	8 551 658
Soyameal	337 661	5 136 049	182 097	6 947 594	184 804	7 255 491
Rapeseed meal	246 446	246 602	183 807	165 189	160 313	164 849
Sunflowerseed meal	297 501	535 088	161 265	804 815	185 981	978 020
Total meals	881 607	5 917 740	527 169	7 917 599	531 098	8 398 360
Soyaoil	390 113	219 986	196 821	217 547	192 062	203 955
Rapeseed oil	143 332	212 146	112 952	125 079	69 232	123 779
Sunflowerseed oil	224 665	538 119	222 079	688 166	170 807	652 239
Palm oil	73 991	2 024 958	28 354	2 466 587	49 603	2 150 778
Total oils	832 101	2 995 210	560 205	3 497 380	481 704	3 130 751
General Total	2 172 760	15 181 450	1 330 987	19 853 224	1 302 241	20 080 769

* The United Kingdom is no longer a Member State of the European Union, however until the end of the transition period it was still a part of the EU Customs Union. Due to the absence of intra-trade data in the surveillance system, the totals of the EU trade data therefore also include the UK data until 31/12/2020. The data as of 1/1/2021 is therefore not comparable with the data until 31/12/2020.

Week 1 to 20 from 01/07/2021 to 14/11/2021

Summary

Import (tonnes)	Soyabeans	Rapeseed	Sunflower- seed	Soyameal	Rapeseed meal	Sunflower- seed meal	Soyaoil	Rapeseed oil	Sunflower- seed oil	Palm oil
BE	69 832	399 158	484	22 795		3 558	73	6 734	902	104 436
BG	130	25 457	39 392	2 595			8 292	9 864	4 762	331
CZ	375	3 569	1 472	332		187	422	548	2 484	
DK	488	11	600	341 061	605	54 358	22 593	11 844	632	26 380
DE	808 432	395 892	6 599	332 483	12 793	33 270	411	6 371	852	70 872
EE			2 559	834	899	1 578	46	1 461	1 315	
IE			5	61 853				15	1	54
EL	52 856		1 105	196 744	3 188	11 983	3 071	81	2 830	29 648
ES	1 143 545		15 099	1 071 533	55 815	37 165	92 691	95	163 888	583 376
FR	81 655	50 529	1 560	157 858	21 398	49 968	526	98	21 140	19 305
HR	100	908	447	1 043		401	292	1 832	15 081	4 349
IT	738 741		1 028	570 879	3 500	88 132	22	31	97 599	594 779
CY				19 400			74	114	139	1
LV		50	307	3 560	15 861	9 440	69	21 213	2 090	12
LT	671		528	7 579	35 556	6 660	4 076	22 756	7 845	
LU			9							
HU	5 591	8 269	12 775	110			1 266		1 993	438
MT							62	3	385	131
NL	1 329 746	578 052	6 947	868 444	8 262	142 949	3 915	58 449	125 723	564 197
AT	7	1 074	3 211	47		45	118	1 602	7 862	1
PL	12 560	79 111	4 736	840 137	29 089	55 085	69 972	61 825	53 319	160
PT	212 037	30 367	135	38 968				6	2 993	2 113
RO	42 182	37 384	47 763	206 428	46		424	1	4 211	4 344
SI	1 867		146	312 933	7 445	30 135	2 127	3 209	12 478	
SK	481	14	88					174	4 772	
FI	2 234			14 039	40 487	2 000	127	95		8
SE	4 812	2 658	313	61 545	9 498	8 175	8 943	2 515	684	20 023
XI	27		321	2 851	2 160		374	1 208	2 140	1
EU*	4 508 368	1 612 505	147 627	5 136 049	246 602	535 088	219 986	212 146	538 119	2 024 958

* The United Kingdom is no longer a Member State of the European Union, however until the end of the transition period it was still a part of the EU Customs Union. Due to the absence of intra-trade data in the surveillance system, the totals of the EU trade data therefore also include the UK data until 31/12/2020. The data as of 1/1/2021 is therefore not comparable with the data until 31/12/2020.

Top 5 import origins* - Marketing Year 2021/22 (update of 14/11/2021)

Soyabeans		
Origin	tonnes	share
Brazil	3 294 926	73.1%
United States of America	845 823	18.8%
Canada	252 046	5.6%
Ukraine	50 816	1.1%
Uruguay	16 529	0.4%

Rapeseed		
Origin	tonnes	share
Ukraine	1 156 895	71.7%
Australia	287 892	17.9%
Moldova	59 850	3.7%
Canada	51 839	3.2%
	50 891	3.2%

Sunflowerseed		
Origin	tonnes	share
Moldova	82 014	55.6%
Serbia	15 391	10.4%
China	12 633	8.6%
Turkey	9 005	6.1%
Ukraine	6 656	4.5%

Soyameal		
Origin	tonnes	share
Argentina	2 390 061	46.5%
Brazil	2 107 253	41.0%
Paraguay	241 199	4.7%
Russia	96 712	1.9%
India	56 891	1.1%

Rapeseed meal		
Origin	tonnes	share
Ukraine	110 905	45.0%
Russia	54 231	22.0%
United Kingdom	51 154	20.7%
Belarus	22 646	9.2%

Sunflowerseed meal		
Origin	tonnes	share
Argentina	221 812	41.5%
Russia	174 828	32.7%
Ukraine	116 512	21.8%
Serbia	18 572	3.5%
Bosnia and Herzegovina	3 363	0.6%

Sunflowerseed oil		
Origin	tonnes	share
Ukraine	462 220	85.9%
Serbia	36 649	6.8%
Moldova	22 103	4.1%
Bosnia and Herzegovina	4 923	0.9%
United Kingdom	4 023	0.7%

Rapeseed oil		
Origin	tonnes	share
Ukraine	98 711	46.5%
Belarus	41 131	19.4%
Russia	29 930	14.1%
United Kingdom	16 067	7.6%
Serbia	11 051	5.2%

Soyaoil		
Origin	tonnes	share
Argentina	89 615	40.7%
Ukraine	71 055	32.3%
Norway	22 625	10.3%
Russia	16 964	7.7%
Serbia	16 262	7.4%

Palm oil		
Origin	tonnes	share
Indonesia	962 897	47.6%
Malaysia	421 518	20.8%
Guatemala	209 102	10.3%
Honduras	137 731	6.8%
Papua New Guinea	102 462	5.1%

* The United Kingdom is no longer a Member State of the European Union, however until the end of the transition period it was still a part of the EU Customs Union. Due to the absence of intra-trade data in the surveillance system, the totals of the EU trade data therefore also include the UK data until 31/12/2020. The data as of 1/1/2021 is therefore not comparable with the data until 31/12/2020.

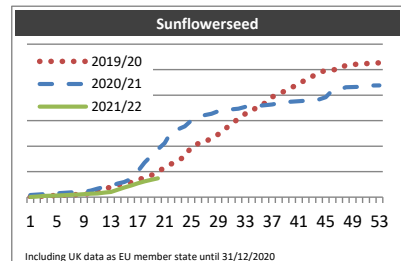
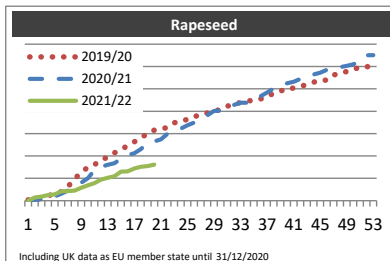
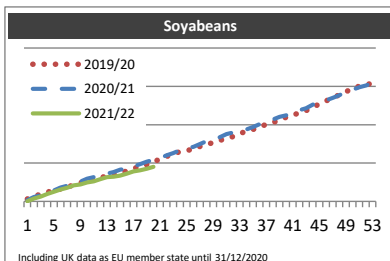
Week 1 to 20 from 01/07/2021 to 14/11/2021

(tonnes)

Soyabeans			
week	2019/20	2020/21	2021/22
1	310023	163413	13968
2	659 958	555 679	355 659
3	945 349	809 177	611 356
4	1 206 069	1 030 274	965 009
5	1 459 821	1 426 359	1 265 287
6	1 599 344	1 791 837	1 535 939
7	1 918 824	2 034 261	1 763 933
8	2 080 718	2 232 628	2 082 531
9	2 430 768	2 589 473	2 196 598
10	2 674 638	2 966 515	2 463 781
11	2 942 766	3 154 630	2 625 435
12	3 069 834	3 416 837	2 896 310
13	3 320 577	3 617 651	3 155 224
14	3 400 305	3 818 988	3 211 213
15	3 684 034	4 143 949	3 362 846
16	3 975 223	4 255 378	3 623 812
17	4 282 801	4 582 823	3 895 617
18	4 542 592	4 857 846	4 063 000
19	4 797 713	5 165 400	4 262 981
20	5 189 273	5 410 281	4 508 368
21	5 493 024	5 635 100	
22	5 837 209	6 015 529	
23	6 294 102	6 289 050	
24	6 439 558	6 663 950	
25	6 658 597	6 974 129	
26	6 783 844	7 112 780	
27	7 153 195	7 484 302	
28	7 439 728	7 863 914	
29	7 658 418	8 086 471	
30	7 983 799	8 360 484	
31	8 168 745	8 781 718	
32	8 471 219	8 975 723	
33	8 849 052	9 184 582	
34	9 127 667	9 387 128	
35	9 378 265	9 685 174	
36	9 699 943	10 065 137	
37	10 039 587	10 398 841	
38	10 260 376	10 683 724	
39	10 609 179	11 031 426	
40	10 964 545	11 229 724	
41	11 270 664	11 574 680	
42	11 522 310	11 894 420	
43	11 816 886	12 139 937	
44	12 285 278	12 606 396	
45	12 699 528	12 961 112	
46	13 101 564	13 172 712	
47	13 556 222	13 510 873	
48	13 862 947	13 838 938	
49	14 302 368	14 283 797	
50	14 712 851	14 574 157	
51	15 013 397	14 891 235	
52	15 251 772	15 100 799	
53	15 363 646	15 415 931	

Rapeseed			
week	2019/20	2020/21	2021/22
1	37747	2303	1890
2	65 811	30 315	147 372
3	99 835	87 701	185 167
4	229 803	117 612	252 202
5	282 612	191 335	286 826
6	407 773	310 167	418 125
7	633 499	447 212	435 611
8	985 410	634 354	451 018
9	1 255 929	809 917	577 874
10	1 499 678	1 005 715	692 183
11	1 604 669	1 368 635	790 594
12	1 841 860	1 519 996	945 906
13	1 928 508	1 608 779	1 021 107
14	2 136 766	1 675 495	1 096 683
15	2 274 558	1 870 591	1 302 726
16	2 466 434	2 045 747	1 307 650
17	2 632 200	2 116 047	1 439 825
18	2 781 770	2 302 683	1 520 109
19	3 030 217	2 575 115	1 543 479
20	3 161 679	2 653 439	1 612 505
21	3 210 265	2 741 156	
22	3 279 623	3 000 518	
23	3 482 110	3 101 934	
24	3 568 769	3 226 133	
25	3 633 476	3 375 065	
26	3 775 469	3 495 914	
27	3 798 068	3 654 993	
28	3 926 802	3 816 857	
29	3 959 863	4 020 847	
30	4 113 758	4 021 706	
31	4 234 166	4 086 795	
32	4 271 908	4 278 493	
33	4 400 563	4 385 639	
34	4 468 819	4 386 353	
35	4 469 503	4 450 697	
36	4 553 737	4 666 156	
37	4 625 305	4 836 258	
38	4 818 533	5 011 358	
39	4 928 847	5 126 993	
40	4 929 337	5 253 716	
41	5 055 893	5 316 458	
42	5 125 991	5 445 875	
43	5 177 918	5 515 224	
44	5 299 408	5 644 871	
45	5 390 588	5 725 852	
46	5 393 212	5 855 454	
47	5 611 744	5 910 269	
48	5 713 407	5 968 406	
49	5 775 457	6 034 738	
50	5 856 811	6 098 157	
51	5 989 247	6 249 596	
52	5 989 491	6 508 651	
53	6 009 330	6 508 775	

Sunflowerseed			
week	2019/20	2020/21	2021/22
1	3528	16761	1410
2	6 041	19 897	4 117
3	7 883	23 107	10 094
4	11 071	27 803	11 915
5	13 808	31 016	13 763
6	16 190	34 177	15 403
7	17 824	37 766	17 699
8	19 907	39 963	19 725
9	22 700	42 104	22 986
10	28 546	50 780	26 062
11	49 237	67 467	29 213
12	61 513	78 060	34 690
13	80 498	88 232	41 431
14	94 303	107 383	57 809
15	107 384	118 575	74 794
16	115 935	143 817	91 322
17	137 734	201 932	108 528
18	150 504	272 010	123 049
19	170 287	323 928	136 186
20	200 706	374 526	147 627
21	231 753	424 028	
22	260 328	513 431	
23	286 195	533 627	
24	319 118	554 478	
25	394 721	601 323	
26	419 524	621 950	
27	429 372	643 023	
28	467 347	653 515	
29	493 675	675 329	
30	534 495	680 996	
31	576 932	689 016	
32	616 164	694 001	
33	651 580	707 450	
34	672 001	711 152	
35	722 603	716 670	
36	736 756	720 853	
37	785 624	727 530	
38	808 103	738 013	
39	835 176	746 100	
40	863 911	749 488	
41	881 232	753 193	
42	926 181	756 353	
43	947 194	760 865	
44	977 468	766 853	
45	993 849	784 558	
46	998 495	836 986	
47	1 003 066	840 523	
48	1 034 700	861 462	
49	1 039 901	863 426	
50	1 043 801	865 932	
51	1 047 661	870 888	
52	1 051 590	875 150	
53	1 053 602	876 543	



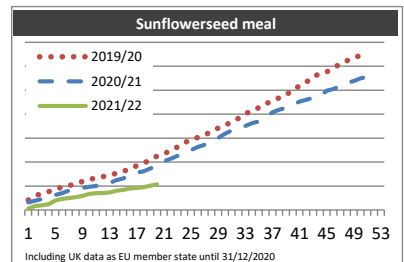
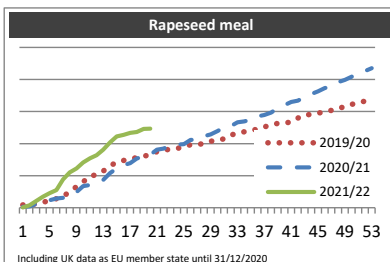
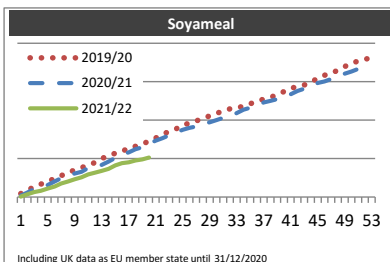
Week 1 to 20 from 01/07/2021 to 14/11/2021

(tonnes)

Soyameal			
week	2019/20	2020/21	2021/22
1	447846	179510	52604
2	838 845	576 192	357 565
3	1 351 130	1 037 063	636 547
4	1 684 189	1 292 127	821 489
5	2 002 232	1 571 296	1 101 991
6	2 435 313	2 012 516	1 374 781
7	2 803 690	2 448 836	1 779 332
8	3 049 882	2 810 433	2 032 225
9	3 584 915	3 063 572	2 301 271
10	3 819 750	3 277 846	2 577 011
11	4 119 548	3 774 628	2 947 950
12	4 489 207	4 021 207	3 164 090
13	5 001 354	4 168 888	3 410 987
14	5 368 977	4 605 061	3 666 393
15	5 691 468	5 100 524	4 118 699
16	5 899 897	5 531 856	4 405 634
17	6 404 997	5 819 215	4 514 177
18	6 598 786	6 204 174	4 739 552
19	6 902 592	6 469 839	4 889 408
20	7 255 491	6 947 594	5 136 049
21	7 674 392	7 326 283	
22	8 158 273	7 658 005	
23	8 513 855	8 013 975	
24	8 857 268	8 411 736	
25	9 417 800	8 753 876	
26	9 565 492	8 991 053	
27	9 895 261	9 174 789	
28	10 240 003	9 527 028	
29	10 567 807	9 732 586	
30	10 889 206	10 007 934	
31	11 149 912	10 284 725	
32	11 465 341	10 477 252	
33	11 586 258	10 921 135	
34	11 820 746	11 351 504	
35	12 130 972	11 609 450	
36	12 448 547	11 910 799	
37	12 725 561	12 317 160	
38	12 965 321	12 501 025	
39	13 305 472	12 741 206	
40	13 714 153	13 037 658	
41	14 186 368	13 359 487	
42	14 330 391	13 805 530	
43	14 571 744	14 095 277	
44	14 910 831	14 291 926	
45	15 461 435	14 821 387	
46	15 841 377	15 039 527	
47	16 099 437	15 348 304	
48	16 498 713	15 609 262	
49	16 954 529	16 028 076	
50	17 417 711	16 331 864	
51	17 692 638	16 684 770	
52	17 929 168	16 897 731	
53	18 079 264	17 171 628	

Rapeseed meal			
week	2019/20	2020/21	2021/22
1	8809	2517	787
2	8 988	4 198	7 298
3	12 171	12 303	21 470
4	17 247	15 713	34 669
5	22 264	23 499	45 556
6	28 374	28 772	55 018
7	33 463	31 119	88 211
8	51 416	33 891	109 839
9	65 495	48 922	122 558
10	80 547	67 123	141 347
11	99 319	71 166	154 178
12	102 563	79 202	164 148
13	114 515	86 934	180 785
14	130 718	108 011	203 737
15	141 476	122 229	222 146
16	147 646	133 128	227 468
17	152 441	138 726	233 607
18	156 097	153 843	235 863
19	161 152	160 494	245 531
20	164 849	165 189	246 602
21	174 664	181 101	
22	180 414	184 631	
23	182 002	195 504	
24	184 661	196 660	
25	191 679	198 505	
26	196 014	211 655	
27	197 797	212 980	
28	199 410	222 791	
29	206 956	228 456	
30	211 020	238 662	
31	214 862	250 529	
32	227 309	254 702	
33	231 428	266 354	
34	236 858	269 362	
35	241 011	274 855	
36	244 903	285 308	
37	251 849	289 407	
38	258 161	296 634	
39	263 237	310 256	
40	264 321	320 241	
41	267 373	329 839	
42	279 749	334 274	
43	289 961	344 713	
44	290 759	354 713	
45	294 986	363 274	
46	299 881	373 326	
47	303 665	377 752	
48	311 282	392 090	
49	314 151	399 038	
50	321 997	408 610	
51	326 847	420 199	
52	332 638	426 253	
53	333 201	435 194	

Sunflowerseed meal			
week	2019/20	2020/21	2021/22
1	63280	35885	26171
2	138 678	94 071	83 178
3	205 783	157 119	97 824
4	289 328	195 625	120 209
5	347 171	227 778	197 895
6	383 784	269 888	232 802
7	423 921	313 975	251 060
8	478 707	351 413	266 076
9	507 084	405 908	293 834
10	547 535	440 182	337 912
11	596 511	462 890	349 095
12	641 178	484 228	357 181
13	662 601	500 761	366 437
14	697 210	548 793	401 682
15	723 278	564 030	418 891
16	765 359	620 328	448 787
17	804 475	658 886	460 546
18	864 733	712 979	475 465
19	919 967	778 803	506 701
20	978 020	804 815	535 088
21	1 045 033	864 744	
22	1 127 407	923 726	
23	1 180 564	1 013 539	
24	1 229 300	1 068 096	
25	1 312 298	1 131 590	
26	1 407 890	1 205 810	
27	1 459 246	1 249 601	
28	1 513 869	1 314 916	
29	1 564 617	1 361 293	
30	1 635 839	1 416 868	
31	1 712 545	1 502 772	
32	1 763 303	1 589 189	
33	1 845 200	1 659 070	
34	1 915 985	1 714 347	
35	2 003 837	1 753 703	
36	2 076 984	1 813 403	
37	2 134 051	1 850 782	
38	2 218 191	1 926 164	
39	2 275 592	2 037 289	
40	2 341 476	2 092 593	
41	2 413 028	2 134 387	
42	2 484 027	2 191 314	
43	2 597 276	2 265 944	
44	2 670 900	2 302 774	
45	2 782 796	2 343 241	
46	2 847 492	2 374 795	
47	2 884 017	2 491 620	
48	2 972 159	2 526 485	
49	3 043 941	2 589 067	
50	3 116 769	2 650 519	
51	3 179 278	2 693 633	
52	3 229 235	2 748 901	
53	3 249 606	2 779 580	



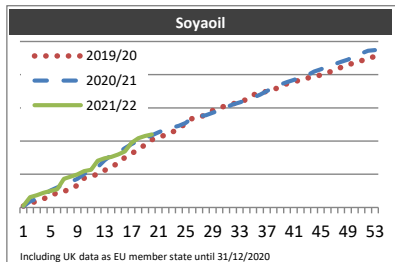
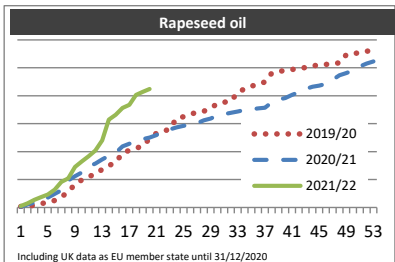
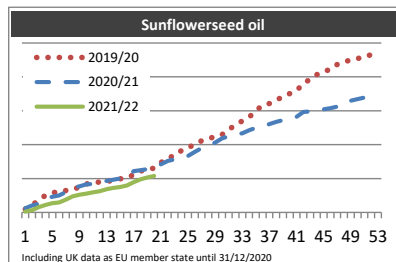
Week 1 to 20 from 01/07/2021 to 14/11/2021

(tonnes)

Sunflowerseed oil			
week	2019/20	2020/21	2021/22
1	48389	61274	11272
2	106 735	99 767	32 894
3	178 300	127 510	78 117
4	255 070	206 284	112 353
5	287 556	233 077	136 273
6	312 808	250 043	147 021
7	321 209	300 503	188 125
8	343 352	369 020	239 421
9	370 416	384 067	260 634
10	420 463	412 657	277 304
11	432 432	419 245	298 362
12	448 407	432 728	313 624
13	454 881	467 867	343 072
14	472 463	483 678	363 161
15	494 846	502 637	375 279
16	516 041	525 811	397 950
17	554 109	608 046	445 313
18	610 524	622 687	490 489
19	640 288	639 838	516 580
20	652 239	688 166	538 119
21	741 098	711 439	
22	768 624	758 515	
23	866 706	780 953	
24	910 013	806 057	
25	949 635	833 253	
26	1 013 402	893 646	
27	1 056 412	949 840	
28	1 083 278	987 487	
29	1 123 548	1 031 374	
30	1 146 406	1 091 391	
31	1 220 805	1 123 148	
32	1 294 958	1 154 571	
33	1 349 119	1 167 206	
34	1 404 079	1 212 334	
35	1 501 587	1 249 588	
36	1 580 182	1 267 258	
37	1 605 404	1 302 728	
38	1 657 058	1 335 531	
39	1 710 733	1 363 932	
40	1 752 397	1 388 570	
41	1 795 446	1 411 635	
42	1 905 328	1 484 451	
43	1 960 761	1 488 977	
44	2 035 550	1 503 816	
45	2 083 918	1 521 277	
46	2 109 639	1 539 887	
47	2 184 207	1 560 989	
48	2 218 726	1 579 741	
49	2 252 010	1 650 425	
50	2 269 990	1 672 823	
51	2 307 362	1 695 118	
52	2 323 351	1 713 462	
53	2 336 644	1 722 145	

Rapeseed oil			
week	2019/20	2020/21	2021/22
1	1712	1175	2577
2	2 815	5 573	7 538
3	3 928	8 591	13 625
4	6 523	10 444	18 364
5	9 599	17 557	23 372
6	12 589	24 336	31 745
7	19 294	30 856	45 690
8	27 316	48 618	51 899
9	42 334	55 911	72 555
10	49 283	62 685	82 361
11	55 079	73 567	91 442
12	59 497	78 739	101 835
13	68 341	86 113	120 128
14	74 845	92 598	157 214
15	80 516	98 040	165 771
16	97 591	109 291	178 011
17	102 350	114 035	183 821
18	106 372	117 987	201 558
19	109 618	122 604	206 964
20	123 779	125 079	212 146
21	132 867	129 502	
22	135 764	136 800	
23	140 973	139 955	
24	160 048	143 541	
25	162 335	146 233	
26	166 975	148 025	
27	170 236	151 098	
28	172 314	156 195	
29	178 270	159 102	
30	185 664	164 707	
31	188 504	167 288	
32	190 263	169 554	
33	206 809	171 800	
34	212 045	174 684	
35	217 297	175 847	
36	220 235	177 426	
37	224 978	178 570	
38	240 234	188 256	
39	243 632	193 108	
40	245 436	196 036	
41	246 954	201 653	
42	249 055	206 370	
43	250 693	212 241	
44	253 248	216 033	
45	255 312	218 165	
46	256 168	221 353	
47	257 612	228 700	
48	258 893	236 918	
49	273 386	240 804	
50	275 618	245 548	
51	277 217	252 726	
52	279 710	257 582	
53	280 672	261 485	

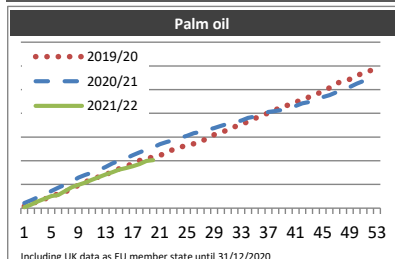
Soyaoil			
week	2019/20	2020/21	2021/22
1	4147	3142	4919
2	12 459	18 365	31 144
3	18 818	26 725	36 794
4	26 165	37 959	44 321
5	33 813	51 088	50 009
6	44 973	60 397	55 075
7	49 335	68 736	86 096
8	55 237	77 396	92 986
9	67 074	86 162	99 462
10	88 377	101 124	109 840
11	94 468	112 405	113 757
12	100 395	121 536	140 978
13	111 802	142 066	147 961
14	123 655	156 883	152 124
15	132 489	164 181	159 742
16	150 585	178 523	168 939
17	161 892	190 536	194 989
18	174 553	201 258	208 434
19	188 590	209 001	215 669
20	203 955	217 547	219 986
21	211 727	226 999	
22	217 922	234 614	
23	227 309	240 806	
24	235 150	245 739	
25	254 445	254 908	
26	268 343	270 369	
27	270 511	274 960	
28	280 226	278 005	
29	291 811	285 198	
30	301 038	292 416	
31	305 822	301 869	
32	312 268	310 203	
33	316 523	316 591	
34	325 590	323 577	
35	339 611	330 966	
36	343 007	339 854	
37	350 384	350 434	
38	356 018	360 949	
39	363 184	370 067	
40	373 351	377 746	
41	378 385	384 624	
42	384 152	392 396	
43	389 822	398 267	
44	394 768	409 864	
45	399 178	416 195	
46	406 218	424 908	
47	412 792	431 383	
48	422 133	438 761	
49	429 766	445 421	
50	435 985	455 331	
51	442 456	463 886	
52	448 909	472 029	
53	455 078	474 074	



Week 1 to 20 from 01/07/2021 to 14/11/2021

(tonnes)

Palm oil			
week	2019/20	2020/21	2021/22
1	80388	89490	37895
2	169 348	214 613	141 619
3	297 777	335 253	290 362
4	382 301	465 888	402 152
5	518 719	567 372	506 260
6	594 984	723 520	557 389
7	673 511	865 803	710 820
8	839 452	985 514	877 549
9	966 277	1 126 309	982 925
10	1 099 699	1 293 478	1 075 239
11	1 231 987	1 405 815	1 197 598
12	1 318 001	1 499 626	1 307 117
13	1 435 882	1 606 954	1 417 796
14	1 515 825	1 737 741	1 519 674
15	1 660 826	1 891 987	1 628 773
16	1 761 141	1 997 148	1 696 648
17	1 890 041	2 101 959	1 762 738
18	2 005 284	2 230 820	1 864 266
19	2 104 605	2 352 967	1 986 434
20	2 150 778	2 466 587	2 024 958
21	2 224 184	2 555 917	
22	2 342 893	2 698 317	
23	2 486 093	2 787 257	
24	2 564 773	2 866 567	
25	2 659 956	2 966 205	
26	2 715 865	3 050 176	
27	2 800 950	3 165 896	
28	2 953 893	3 210 614	
29	3 101 804	3 301 558	
30	3 198 323	3 377 389	
31	3 295 120	3 474 125	
32	3 431 320	3 553 260	
33	3 514 932	3 619 903	
34	3 659 478	3 698 604	
35	3 785 493	3 802 070	
36	3 887 675	3 861 535	
37	4 024 784	3 950 856	
38	4 136 260	4 056 790	
39	4 300 145	4 094 091	
40	4 345 712	4 145 096	
41	4 476 901	4 218 886	
42	4 556 526	4 313 924	
43	4 695 315	4 420 647	
44	4 787 813	4 481 707	
45	4 944 777	4 590 747	
46	5 076 116	4 680 202	
47	5 266 053	4 766 018	
48	5 343 386	4 882 748	
49	5 432 930	5 013 209	
50	5 576 683	5 110 262	
51	5 719 577	5 248 151	
52	5 795 873	5 360 202	
53	5 836 989	5 426 814	



Week 1 to 20 from 01/07/2021 to 14/11/2021

Summary

Export (tonnes)	Soyabeans	Rapeseed	Sunflower-seed	Soyameal	Rapeseed meal	Sunflower-seed meal	Soyaoil	Rapeseed oil	Sunflower-seed oil	Palm oil
BE	3 782	5	98	3 640			3 217	20 817	10 779	692
BG	1	12	72 471		7 132	173 365		8	71 497	322
CZ		1	11			1		52	307	
DK	51	108	90	618	4 363		283	16 973	25	6 129
DE	920	7 465	946	54 695	59 799	22 606	19 509	24 940	5 125	11 735
EE		19 151	1				348	5 552	359	
IE		3 599								
EL			37	20 829	287	266	251	1 601	812	1 396
ES	2	21 223	1 460	28 433	2 339	4 530	163 183	2 957	36 952	789
FR	3 177	40 266	3 582	620	15 140	2 310	4 263	20 704	22 494	30
HR	22 248	2 115	9 017	625	178	178		456	2 626	233
IT	1 280	19	23	11 661	344	678	42 676	1 189	4 567	2 418
CY									13	
LV	3 300	76 110	4	2 469	14 235			2 087	1	
LT		74 947	68	38 291	15 018			50	8	2
LU	1									
HU	1 991	219	397	610	49	3 362		343	12 621	15
MT										
NL	175	11 193	1 074	126 937	12 023	20 127	128 558	30 780	12 078	43 640
AT	594	205	1 515	6 210	3 246	1 396	231	1 861	2 076	46
PL	1	2 286	388	1 877	3 161	1	133	2 889	782	53
PT	485		4	13 248	127	13 416	27 044	620	2 533	57
RO	31 073	1 517	36 145	26 824	74 914	55 265		327	38 159	7
SI		1	1	75				1 345	13	2
SK										
FI					15 800			126	4	
SE	1	100	2 095		18 289		417	7 656	833	6 427
XI										
EU*	69 082	260 542	129 427	337 661	246 446	297 501	390 113	143 332	224 665	73 991

* The United Kingdom is no longer a Member State of the European Union, however until the end of the transition period it was still a part of the EU Customs Union. Due to the absence of intra-trade data in the surveillance system, the totals of the EU trade data therefore also include the UK data until 31/12/2020. The data as of 1/1/2021 is therefore not comparable with the data until 31/12/2020.

Top 5 export destinations* - Marketing Year 2021/22 (update of 14/11/2021)

Soyabeans		
Destination	tonnes	share
Russia	30 978	44.8%
Serbia	19 116	27.7%
Bosnia and Herzegovina	5 230	7.6%
United Kingdom	4 605	6.7%
Switzerland	3 577	5.2%

Rapeseed		
Destination	tonnes	share
United Kingdom	247 979	95.2%
Bosnia and Herzegovina	3 164	1.2%
Switzerland	2 460	0.9%
Norway	2 447	0.9%
	1 316	0.5%

Sunflowerseed		
Destination	tonnes	share
Turkey	37 581	29.0%
China	20 180	15.6%
United Kingdom	19 427	15.0%
United States of America	16 418	12.7%
Bosnia and Herzegovina	13 134	10.1%

Soyameal		
Destination	tonnes	share
United Kingdom	126 179	37.4%
Switzerland	46 659	13.8%
Uzbekistan	31 186	9.2%
Turkey	30 303	9.0%
Libya	16 000	4.7%

Rapeseed meal		
Destination	tonnes	share
Norway	67 314	27.3%
Switzerland	60 373	24.5%
Israel	50 395	20.4%

Sunflowerseed meal		
Destination	tonnes	share
China	138 044	46.4%
United Kingdom	35 831	12.0%
Turkey	31 301	10.5%
Morocco	25 625	8.6%
Norway	18 513	6.2%

Sunflowerseed oil		
Destination	tonnes	share
South Africa	57 459	25.6%
United Kingdom	48 826	21.7%
Egypt	13 026	5.8%
Morocco	11 342	5.0%
India	8 415	3.7%

Rapeseed oil		
Destination	tonnes	share
Norway	42 046	29.3%
China	34 636	24.2%
United Kingdom	23 761	16.6%
Israel	22 020	15.4%
Switzerland	5 040	3.5%

Soyaoil		
Destination	tonnes	share
United Kingdom	115 023	29.5%
Morocco	101 506	26.0%
Algeria	85 746	22.0%
South Africa	24 043	6.2%
Angola	14 213	3.6%

Palm oil		
Destination	tonnes	share
United Kingdom	42 723	57.7%
Russia	8 089	10.9%
Switzerland	4 675	6.3%
Haiti	3 507	4.7%
Uruguay	3 379	4.6%

* The United Kingdom is no longer a Member State of the European Union, however until the end of the transition period it was still a part of the EU Customs Union. Due to the absence of intra-trade data in the surveillance system, the totals of the EU trade data therefore also include the UK data until 31/12/2020. The data as of 1/1/2021 is therefore not comparable with the data until 31/12/2020.

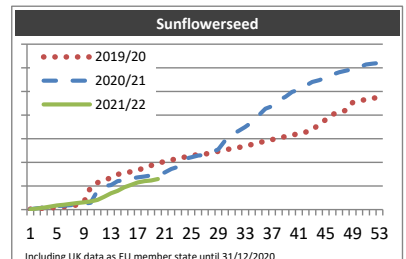
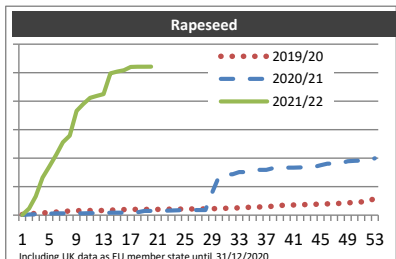
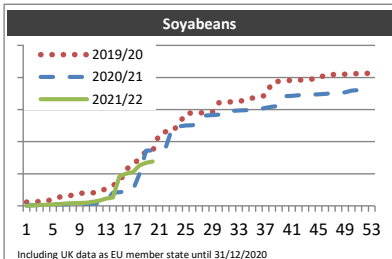
Week 1 to 20 from 01/07/2021 to 14/11/2021

(tonnes)

Soyabeans			
week	2019/20	2020/21	2021/22
1	5 842	730	171
2	6 554	1 194	831
3	6 665	1 430	1 370
4	6 786	1 671	1 869
5	11 525	2 067	2 455
6	13 880	2 353	2 763
7	13 997	2 567	3 721
8	17 058	2 884	4 117
9	19 528	3 011	4 513
10	19 875	3 117	4 786
11	20 355	3 321	6 067
12	22 139	3 925	8 374
13	27 193	7 269	11 354
14	31 870	20 230	13 242
15	36 878	21 185	45 990
16	57 558	22 221	50 167
17	62 598	23 959	52 320
18	74 512	49 652	63 000
19	84 604	85 883	67 004
20	85 246	86 365	69 082
21	112 132	90 801	
22	115 725	91 468	
23	116 342	123 174	
24	128 104	123 952	
25	144 495	125 381	
26	144 543	125 680	
27	144 853	128 876	
28	145 256	140 791	
29	145 509	141 409	
30	160 782	141 962	
31	161 645	142 850	
32	162 211	147 799	
33	163 064	148 523	
34	164 579	149 112	
35	168 048	149 836	
36	168 913	150 521	
37	172 245	152 854	
38	192 223	154 445	
39	194 039	155 586	
40	194 803	171 134	
41	195 610	171 498	
42	195 878	172 283	
43	196 929	172 885	
44	197 422	173 329	
45	198 072	173 852	
46	204 214	174 536	
47	204 463	175 488	
48	204 925	176 061	
49	205 209	176 684	
50	205 595	179 481	
51	206 107	180 163	
52	206 410	180 667	
53	206 515	180 850	

Rapeseed			
week	2019/20	2020/21	2021/22
1	1 123	391	490
2	1 955	1 006	11 786
3	3 050	1 661	32 963
4	4 088	2 206	66 063
5	4 859	2 674	85 589
6	5 291	2 984	106 195
7	5 612	3 118	127 808
8	7 781	3 148	139 469
9	7 975	3 228	182 951
10	8 081	3 279	195 002
11	8 127	3 372	205 856
12	8 194	3 439	209 261
13	8 275	3 666	212 294
14	8 392	4 297	248 654
15	9 766	4 372	252 018
16	9 839	4 469	254 233
17	9 966	4 567	260 143
18	9 986	4 928	260 382
19	9 987	7 222	260 504
20	10 008	7 407	260 542
21	10 125	7 483	
22	10 377	7 869	
23	10 455	8 156	
24	10 672	8 438	
25	10 745	8 773	
26	10 745	8 811	
27	10 791	8 835	
28	11 037	8 892	
29	11 435	39 917	
30	11 810	67 537	
31	12 154	71 616	
32	12 390	71 810	
33	12 783	75 585	
34	13 496	75 669	
35	14 161	76 407	
36	14 558	79 569	
37	15 129	79 647	
38	15 478	82 615	
39	16 951	83 082	
40	17 484	83 211	
41	17 852	83 438	
42	18 156	83 620	
43	18 441	84 028	
44	18 843	84 369	
45	19 214	87 560	
46	19 612	90 238	
47	19 829	90 467	
48	21 108	90 980	
49	21 808	94 666	
50	22 300	95 222	
51	23 256	95 869	
52	23 968	96 314	
53	29 703	99 768	

Sunflowerseed			
week	2019/20	2020/21	2021/22
1	1 984	1 753	1 194
2	3 674	5 401	4 607
3	5 504	8 174	8 443
4	7 832	11 769	13 256
5	9 591	14 548	17 397
6	12 139	16 519	20 934
7	14 028	18 600	24 429
8	20 609	20 193	27 609
9	32 898	24 761	30 730
10	95 658	28 606	34 279
11	113 822	80 140	41 074
12	126 493	99 508	54 643
13	134 072	103 653	69 016
14	149 891	120 793	79 125
15	153 339	124 691	94 386
16	161 099	131 930	104 279
17	166 857	136 506	115 196
18	176 895	140 306	120 954
19	187 003	144 806	123 648
20	194 185	149 841	129 427
21	204 762	157 165	
22	210 515	171 585	
23	216 059	180 941	
24	222 111	214 724	
25	229 437	221 068	
26	231 597	228 870	
27	234 560	230 808	
28	240 952	242 158	
29	246 653	254 708	
30	252 984	291 716	
31	257 936	317 448	
32	262 991	332 641	
33	268 788	349 765	
34	275 415	370 062	
35	281 983	397 599	
36	290 987	427 429	
37	296 261	437 069	
38	302 866	462 391	
39	309 322	477 600	
40	315 187	498 184	
41	321 950	507 152	
42	328 372	523 969	
43	335 135	539 931	
44	362 373	547 785	
45	379 936	558 165	
46	403 525	571 028	
47	409 588	581 465	
48	420 359	587 871	
49	453 539	593 861	
50	459 744	602 718	
51	466 003	613 487	
52	472 113	618 113	
53	473 427	620 377	



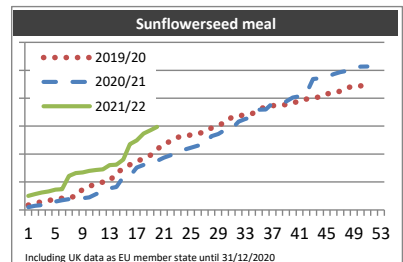
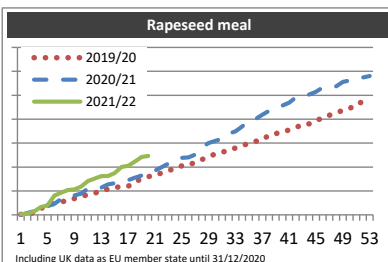
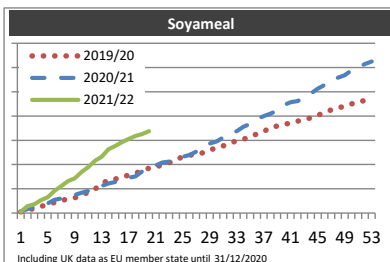
Week 1 to 20 from 01/07/2021 to 14/11/2021

(tonnes)

Soyameal			
week	2019/20	2020/21	2021/22
1	4 873	6 588	5 225
2	11 666	16 524	28 141
3	18 790	25 894	36 351
4	27 537	34 125	52 449
5	35 821	40 168	65 755
6	43 982	54 923	91 575
7	50 339	59 881	111 210
8	60 153	65 555	131 852
9	63 302	74 647	143 275
10	73 539	84 143	169 346
11	86 007	90 840	189 539
12	99 546	96 270	215 529
13	119 510	111 757	231 977
14	137 378	121 785	263 123
15	140 209	128 705	277 105
16	150 228	138 851	292 218
17	155 492	145 293	306 305
18	165 111	151 413	318 240
19	173 933	172 040	325 868
20	184 804	182 097	337 661
21	188 597	196 445	
22	199 988	208 816	
23	207 234	212 414	
24	220 953	221 318	
25	231 457	232 155	
26	238 720	239 221	
27	242 038	253 495	
28	249 000	272 709	
29	260 918	287 084	
30	267 017	295 205	
31	276 559	311 457	
32	288 718	328 700	
33	297 501	338 047	
34	304 292	356 268	
35	316 083	367 970	
36	326 061	387 906	
37	336 248	399 581	
38	353 299	409 532	
39	358 900	422 087	
40	366 158	445 323	
41	370 871	456 913	
42	378 866	462 012	
43	385 760	477 516	
44	392 842	493 965	
45	402 304	512 557	
46	414 965	527 896	
47	425 352	549 054	
48	432 997	558 169	
49	441 041	567 727	
50	449 501	588 027	
51	459 396	600 586	
52	463 824	614 267	
53	469 180	624 830	

Rapeseed meal			
week	2019/20	2020/21	2021/22
1	1 935	416	2 601
2	6 382	7 928	4 583
3	8 516	15 462	14 864
4	26 921	28 928	32 875
5	38 540	35 988	39 888
6	49 175	46 151	80 465
7	55 769	65 723	92 657
8	57 481	79 206	103 352
9	68 220	80 913	106 470
10	75 444	89 058	118 355
11	85 245	110 024	141 377
12	89 529	110 802	151 335
13	103 102	113 551	161 580
14	106 947	127 316	162 674
15	115 503	132 228	175 083
16	116 685	140 919	200 285
17	119 388	145 066	204 827
18	138 353	155 468	222 734
19	149 887	164 336	241 593
20	160 313	183 807	246 446
21	164 893	185 171	
22	175 566	199 330	
23	184 883	214 083	
24	194 288	231 331	
25	204 723	238 413	
26	207 162	240 193	
27	220 978	251 809	
28	230 570	282 818	
29	244 919	299 957	
30	254 081	309 582	
31	262 415	317 399	
32	269 039	339 677	
33	279 778	349 022	
34	288 772	369 621	
35	299 602	395 822	
36	307 340	400 489	
37	312 554	418 119	
38	334 220	435 484	
39	340 356	443 619	
40	344 249	457 285	
41	355 946	469 484	
42	364 780	491 486	
43	378 908	494 927	
44	380 497	503 170	
45	396 406	514 211	
46	402 887	532 920	
47	416 309	535 945	
48	426 961	537 572	
49	436 419	556 418	
50	443 028	561 897	
51	466 033	565 898	
52	471 315	574 151	
53	481 054	580 445	

Sunflowerseed meal			
week	2019/20	2020/21	2021/22
1	5 295	1 272	50 401
2	8 620	9 284	56 728
3	17 506	10 012	62 197
4	24 339	14 992	66 676
5	28 941	17 595	72 693
6	33 181	29 147	74 016
7	40 242	30 035	121 758
8	41 801	34 717	131 654
9	44 273	38 885	134 347
10	49 033	41 099	139 592
11	74 403	41 847	142 986
12	84 027	44 973	145 805
13	94 603	56 767	160 533
14	99 358	65 493	162 370
15	102 713	77 186	180 167
16	133 409	82 252	235 657
17	147 294	118 173	249 016
18	161 955	121 060	273 715
19	172 140	151 712	285 025
20	185 981	161 265	297 501
21	196 087	168 078	
22	216 756	175 169	
23	237 217	187 485	
24	246 177	196 314	
25	259 761	207 363	
26	264 265	215 463	
27	269 054	223 246	
28	273 000	230 252	
29	279 925	233 354	
30	293 378	263 721	
31	304 374	271 808	
32	311 852	286 309	
33	331 639	290 123	
34	335 014	316 104	
35	341 998	325 530	
36	344 683	331 948	
37	357 384	359 033	
38	371 218	359 843	
39	373 000	381 507	
40	375 237	385 395	
41	377 431	388 251	
42	384 783	402 473	
43	387 664	407 021	
44	396 680	417 377	
45	402 631	468 801	
46	404 003	470 790	
47	416 204	475 573	
48	417 993	486 407	
49	425 479	493 525	
50	437 107	497 686	
51	443 250	505 662	
52	444 552	512 778	
53	444 906	513 503	



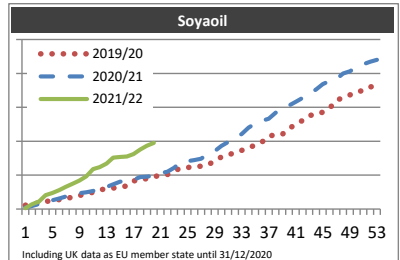
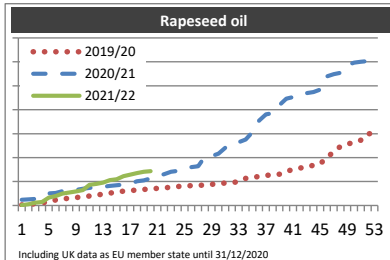
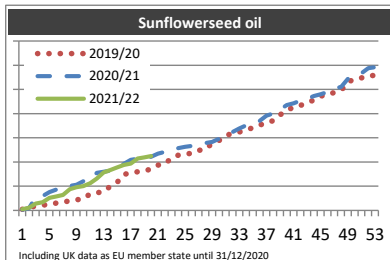
Week 1 to 20 from 01/07/2021 to 14/11/2021

(tonnes)

Sunflowerseed oil			
week	2019/20	2020/21	2021/22
1	4 565	3 133	4 828
2	12 462	9 354	11 421
3	17 698	54 568	28 183
4	21 780	58 982	33 503
5	25 141	75 673	52 320
6	30 603	85 981	57 150
7	35 024	96 855	63 645
8	39 646	101 177	87 975
9	43 865	105 964	96 234
10	47 828	120 146	100 458
11	68 332	123 143	112 410
12	72 847	155 393	131 290
13	77 040	159 527	157 248
14	100 151	164 321	166 715
15	116 943	169 348	177 839
16	149 168	192 150	188 069
17	155 604	208 683	193 820
18	159 701	213 655	214 665
19	163 266	217 171	219 259
20	170 807	222 079	224 665
21	187 583	235 021	
22	191 731	242 162	
23	216 379	247 448	
24	228 136	257 552	
25	233 230	262 718	
26	235 213	266 462	
27	248 006	274 650	
28	252 093	278 343	
29	277 435	283 085	
30	288 881	295 351	
31	309 394	305 652	
32	318 102	324 397	
33	324 052	338 382	
34	331 391	351 291	
35	342 528	361 431	
36	353 117	370 055	
37	359 526	391 894	
38	371 088	400 891	
39	395 077	416 750	
40	412 111	435 609	
41	426 930	443 030	
42	433 772	453 321	
43	446 487	460 615	
44	455 510	472 750	
45	471 501	480 020	
46	481 064	489 001	
47	486 542	503 595	
48	495 387	510 257	
49	530 204	544 268	
50	543 039	549 689	
51	547 601	567 017	
52	556 047	587 990	
53	558 002	591 657	

Rapeseed oil			
week	2019/20	2020/21	2021/22
1	2 617	23 848	1 563
2	4 660	25 773	5 256
3	6 653	27 461	11 931
4	8 953	40 983	14 751
5	19 949	50 315	32 698
6	22 448	52 636	39 034
7	27 710	59 429	49 636
8	30 437	61 995	54 149
9	32 490	65 203	58 825
10	36 946	70 299	64 236
11	39 742	73 132	86 370
12	42 275	75 794	89 714
13	48 644	78 373	95 831
14	51 390	81 820	105 941
15	57 293	84 318	109 567
16	59 989	87 401	122 415
17	62 614	91 278	129 348
18	64 185	101 650	135 314
19	67 054	104 868	140 897
20	69 232	112 952	143 332
21	71 706	123 791	
22	73 901	130 616	
23	76 116	140 579	
24	79 527	144 370	
25	81 797	155 243	
26	82 412	159 917	
27	83 313	164 401	
28	85 393	203 671	
29	88 508	206 781	
30	91 074	216 874	
31	93 432	240 145	
32	95 909	246 374	
33	99 216	264 115	
34	113 115	275 647	
35	115 194	305 625	
36	122 601	355 272	
37	125 651	380 915	
38	128 687	385 067	
39	131 015	419 464	
40	142 929	446 242	
41	150 542	452 505	
42	156 387	455 683	
43	159 470	469 509	
44	168 485	473 679	
45	173 381	484 019	
46	202 249	539 230	
47	222 721	548 700	
48	246 787	554 545	
49	257 136	586 624	
50	262 753	596 961	
51	272 562	600 532	
52	299 777	603 244	
53	300 859	623 110	

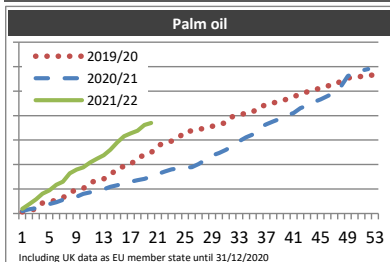
Soyaoil			
week	2019/20	2020/21	2021/22
1	22 738	8 643	4 854
2	27 528	18 441	29 089
3	37 418	30 147	44 539
4	45 530	32 525	82 329
5	47 786	52 210	94 267
6	56 394	62 820	112 068
7	57 767	74 155	131 942
8	73 484	83 069	149 479
9	79 579	93 380	168 049
10	91 604	98 324	192 382
11	98 274	106 757	235 293
12	113 663	125 782	246 693
13	120 128	130 706	268 684
14	123 610	145 865	303 083
15	128 784	161 628	306 608
16	136 630	163 581	309 745
17	166 218	173 561	324 537
18	168 249	188 130	351 758
19	180 718	191 406	373 058
20	192 062	196 821	390 113
21	195 968	211 640	
22	203 127	220 282	
23	223 399	243 321	
24	242 253	276 748	
25	245 062	282 048	
26	250 895	288 856	
27	253 141	296 630	
28	260 871	324 895	
29	283 251	341 719	
30	307 348	372 534	
31	318 349	395 987	
32	333 793	421 913	
33	345 748	442 131	
34	360 168	480 064	
35	377 319	503 301	
36	395 238	520 466	
37	429 161	532 811	
38	438 658	568 071	
39	441 439	589 213	
40	474 439	610 559	
41	501 566	632 998	
42	521 928	654 555	
43	551 764	679 485	
44	557 689	705 607	
45	571 870	737 049	
46	594 561	755 907	
47	641 003	765 685	
48	657 819	799 972	
49	673 557	813 270	
50	690 878	837 581	
51	699 719	854 960	
52	720 461	869 202	
53	726 905	880 080	



Week 1 to 20 from 01/07/2021 to 14/11/2021

(tonnes)

Palm oil			
week	2019/20	2020/21	2021/22
1	1 315	367	3 816
2	2 649	2 017	7 484
3	3 629	3 467	11 545
4	8 590	4 394	16 209
5	9 748	6 343	18 961
6	10 901	7 810	23 526
7	12 853	9 270	25 912
8	17 435	11 090	32 861
9	19 077	12 200	35 846
10	20 335	13 685	37 634
11	25 461	16 112	41 716
12	26 663	17 285	44 763
13	28 319	18 498	47 614
14	31 159	19 767	52 064
15	37 119	21 756	58 071
16	38 488	23 092	63 181
17	40 047	24 771	65 477
18	45 620	25 960	67 706
19	47 703	27 154	72 397
20	49 603	28 354	73 991
21	55 587	30 194	
22	57 471	32 240	
23	59 169	34 272	
24	61 561	36 012	
25	67 142	36 779	
26	67 506	37 501	
27	68 556	37 903	
28	69 988	40 326	
29	71 277	43 783	
30	72 928	47 471	
31	74 131	49 474	
32	79 213	51 994	
33	80 710	55 073	
34	81 842	59 211	
35	82 913	62 234	
36	87 587	64 671	
37	88 622	70 406	
38	90 383	72 852	
39	91 735	75 268	
40	93 440	77 346	
41	95 712	80 245	
42	97 216	82 076	
43	99 388	86 003	
44	101 299	88 227	
45	102 360	91 183	
46	104 383	93 222	
47	105 003	95 979	
48	108 260	98 722	
49	110 703	104 006	
50	111 224	112 416	
51	112 056	114 301	
52	113 002	116 704	
53	113 107	118 046	



Calendar of Marketing Year weeks

Week	2019/20		2020/21		2021/22	
	Start	End	Start	End	Start	End
1	01/07/2019	07/07/2019	01/07/2020	05/07/2020	01/07/2021	04/07/2021
2	08/07/2019	14/07/2019	06/07/2020	12/07/2020	05/07/2021	11/07/2021
3	15/07/2019	21/07/2019	13/07/2020	19/07/2020	12/07/2021	18/07/2021
4	22/07/2019	28/07/2019	20/07/2020	26/07/2020	19/07/2021	25/07/2021
5	29/07/2019	04/08/2019	27/07/2020	02/08/2020	26/07/2021	01/08/2021
6	05/08/2019	11/08/2019	03/08/2020	09/08/2020	02/08/2021	08/08/2021
7	12/08/2019	18/08/2019	10/08/2020	16/08/2020	09/08/2021	15/08/2021
8	19/08/2019	25/08/2019	17/08/2020	23/08/2020	16/08/2021	22/08/2021
9	26/08/2019	01/09/2019	24/08/2020	30/08/2020	23/08/2021	29/08/2021
10	02/09/2019	08/09/2019	31/08/2020	06/09/2020	30/08/2021	05/09/2021
11	09/09/2019	15/09/2019	07/09/2020	13/09/2020	06/09/2021	12/09/2021
12	16/09/2019	22/09/2019	14/09/2020	20/09/2020	13/09/2021	19/09/2021
13	23/09/2019	29/09/2019	21/09/2020	27/09/2020	20/09/2021	26/09/2021
14	30/09/2019	06/10/2019	28/09/2020	04/10/2020	27/09/2021	03/10/2021
15	07/10/2019	13/10/2019	05/10/2020	11/10/2020	04/10/2021	10/10/2021
16	14/10/2019	20/10/2019	12/10/2020	18/10/2020	11/10/2021	17/10/2021
17	21/10/2019	27/10/2019	19/10/2020	25/10/2020	18/10/2021	24/10/2021
18	28/10/2019	03/11/2019	26/10/2020	01/11/2020	25/10/2021	31/10/2021
19	04/11/2019	10/11/2019	02/11/2020	08/11/2020	01/11/2021	07/11/2021
20	11/11/2019	17/11/2019	09/11/2020	15/11/2020	08/11/2021	14/11/2021
21	18/11/2019	24/11/2019	16/11/2020	22/11/2020	15/11/2021	21/11/2021
22	25/11/2019	01/12/2019	23/11/2020	29/11/2020	22/11/2021	28/11/2021
23	02/12/2019	08/12/2019	30/11/2020	06/12/2020	29/11/2021	05/12/2021
24	09/12/2019	15/12/2019	07/12/2020	13/12/2020	06/12/2021	12/12/2021
25	16/12/2019	22/12/2019	14/12/2020	20/12/2020	13/12/2021	19/12/2021
26	23/12/2019	29/12/2019	21/12/2020	27/12/2020	20/12/2021	26/12/2021
27	30/12/2019	05/01/2020	28/12/2020	03/01/2021	27/12/2021	02/01/2022
28	06/01/2020	12/01/2020	04/01/2021	10/01/2021	03/01/2022	09/01/2022
29	13/01/2020	19/01/2020	11/01/2021	17/01/2021	10/01/2022	16/01/2022
30	20/01/2020	26/01/2020	18/01/2021	24/01/2021	17/01/2022	23/01/2022
31	27/01/2020	02/02/2020	25/01/2021	31/01/2021	24/01/2022	30/01/2022
32	03/02/2020	09/02/2020	01/02/2021	07/02/2021	31/01/2022	06/02/2022
33	10/02/2020	16/02/2020	08/02/2021	14/02/2021	07/02/2022	13/02/2022
34	17/02/2020	23/02/2020	15/02/2021	21/02/2021	14/02/2022	20/02/2022
35	24/02/2020	01/03/2020	22/02/2021	28/02/2021	21/02/2022	27/02/2022
36	02/03/2020	08/03/2020	01/03/2021	07/03/2021	28/02/2022	06/03/2022
37	09/03/2020	15/03/2020	08/03/2021	14/03/2021	07/03/2022	13/03/2022
38	16/03/2020	22/03/2020	15/03/2021	21/03/2021	14/03/2022	20/03/2022
39	23/03/2020	29/03/2020	22/03/2021	28/03/2021	21/03/2022	27/03/2022
40	30/03/2020	05/04/2020	29/03/2021	04/04/2021	28/03/2022	03/04/2022
41	06/04/2020	12/04/2020	05/04/2021	11/04/2021	04/04/2022	10/04/2022
42	13/04/2020	19/04/2020	12/04/2021	18/04/2021	11/04/2022	17/04/2022
43	20/04/2020	26/04/2020	19/04/2021	25/04/2021	18/04/2022	24/04/2022
44	27/04/2020	03/05/2020	26/04/2021	02/05/2021	25/04/2022	01/05/2022
45	04/05/2020	10/05/2020	03/05/2021	09/05/2021	02/05/2022	08/05/2022
46	11/05/2020	17/05/2020	10/05/2021	16/05/2021	09/05/2022	15/05/2022
47	18/05/2020	24/05/2020	17/05/2021	23/05/2021	16/05/2022	22/05/2022
48	25/05/2020	31/05/2020	24/05/2021	30/05/2021	23/05/2022	29/05/2022
49	01/06/2020	07/06/2020	31/05/2021	06/06/2021	30/05/2022	05/06/2022
50	08/06/2020	14/06/2020	07/06/2021	13/06/2021	06/06/2022	12/06/2022
51	15/06/2020	21/06/2020	14/06/2021	20/06/2021	13/06/2022	19/06/2022
52	22/06/2020	28/06/2020	21/06/2021	27/06/2021	20/06/2022	26/06/2022
53	29/06/2020	30/06/2020	28/06/2021	30/06/2021	27/06/2022	30/06/2022