

In this report data for France are incomplete

As of July 2021 the weekly reports are published on Tuesdays after 16h.

Trade monitoring through customs surveillance data

The TAXUD surveillance system ("customs surveillance") records and centralizes all trade data (import and exports) directly from the national customs authorities on a daily basis. For each transaction, the stored data contain the information available on the Single Administrative Document (SAD), including the volume and origin of the consignment.

As surveillance system does not include intra-trade data, the UK data as EU partner can't be displayed before 1/1/2021. The data as of 1/1/2021 is therefore not comparable with the data until 31/12/2020.

According to Art.55(2) of Commission Implementing Regulation (EU) 2015/2447, the customs authorities shall provide the Commission at least once a week with data on customs declarations for the goods that have been made subject to surveillance at release for free circulation or at export.

The "customs surveillance" data provide actual and prompt information about the trade (import/export) transaction in terms of volume and origin or destination. The European Commission aims to improve data quality and provide as recent and accurate information as possible. However, Surveillance data are created on the basis of declarations that may be modified, corrected or deleted. Additionally, the legal basis (Regulation (EU) 2015/2447) allows that on specific occasions declaration data may be forwarded with a delay. Therefore, it cannot be guaranteed that information provided is free of errors or that it will not be amended. The European Commission accepts no responsibility with regard to such problems incurred as a result of using these data.

* The United Kingdom is no longer a Member State of the European Union, however until the end of the transition period it was still a part of the EU Customs Union. Due to the absence of intra-trade data in the surveillance system, the totals of the EU trade data therefore also include the UK data until 31/12/2020. The data as of 1/1/2021 is therefore not comparable with the data until 31/12/2020.

Note: Since 6th November 2016 the export and import licenses are no longer required for the major part of the trade in cereals in application of Regulations (EU) 2016/1237 and 2016/1239 of 18 May 2016.

Publication of data

This report is published on a weekly basis. In case of a technical issue or another constraint causing delay of the publication, please note that the next upload will be done in the coming days at 12h or 16h.

The data are expressed in quantity of the product itself, unless otherwise stated
Below the specifications of the products included in the report

Product	CN code	Conversion factor grain equivalent
Common wheat	1001 99 00	
Common wheat flour (grain equiv.)	1101 00 15	1.37
Durum wheat	1001 19 00	
Durum wheat meal (grain equiv.)	1103 11 10	1.5
Barley	1003 90 00	
Malt (Barley equiv.)	1107 10 91, 1107 10 99	1.27
Maize	1005 90 00	
Rye	1002 90 00	
Oats	1004 90 00	
Sorghum	1007 90 00	
Residues of starch manufacture	2303 10 19	
Maize gluten feed	2309 90 20	
Brewing and distilling dregs and waste	2303 30 00	
Citrus pulp residues	2308 00 40 TARIC_ex 10	

- XI refers to Northern Ireland
- data on malt expressed in barley equivalent are included;
- data on wheat flour and durum wheat meal are expressed only in grain equivalent
- the weekly reference period is from Monday to Sunday

Exports and imports

Situation at 20/12/2021

Cumul of weeks 1 to 25

<i>Customs Surveillance</i> (tonnes)	EU*		EU + UK		EU + UK	
	01/07/2021 - 19/12/2021		01/07/2020 - 20/12/2020		01/07/2019 - 22/12/2019	
	Export	Import	Export	Import	Export	Import
Common wheat	13 357 506	1 261 889	12 689 363	1 293 064	14 500 960	1 206 778
Common wheat flour (grain equivalent)	245 250	102 535	204 124	14 042	292 635	13 240
Durum wheat	315 901	765 536	110 034	1 428 851	400 373	861 414
Durum wheat meal (grain equivalent)	117 277	849	118 564	985	116 671	606
Total Wheat	14 035 934	2 130 810	13 122 084	2 736 943	15 310 639	2 082 038
Barley	4 404 927	432 662	3 750 589	66 521	3 911 595	493 575
Malt (grain equivalent)	1 265 822	13 485	1 403 665	3 891	1 313 470	5 678
Maize	2 661 831	6 520 044	1 027 907	8 180 488	2 112 346	10 401 396
Rye	79 254	98 463	117 104	10	160 351	3 214
Oats	52 617	13 573	54 624	1 379	117 167	943
Sorghum	4 323	6 749	624	8 282	529	13 828
Total Coarse grains	8 468 774	7 084 976	6 354 513	8 260 570	7 615 457	10 918 635
General Total	22 504 707	9 215 785	19 476 598	10 997 513	22 926 096	13 000 673

* The United Kingdom is no longer a Member State of the European Union, however until the end of the transition period it was still a part of the EU Customs Union. Due to the absence of intra-trade data in the surveillance system, the totals of the EU trade data therefore also include the UK data until 31/12/2020. The data as of 1/1/2021 is therefore not comparable with the data until 31/12/2020.

Week 1 to 25 from 01/07/2021 to 19/12/2021

Summary

Import (tonnes)	Common wheat	Common wheat flour (grain equivalent)	Durum wheat	Durum wheat meal (grain equivalent)	Barley	Malt (grain equivalent)	Maize	Rye	Oats	Sorghum
BE	5 679	880	62 537	62	63 256	70	211 496		3 847	1 429
BG	236	114		1	1		4 445		198	202
CZ	22	16		6		124	441			
DK	3 586	44	1	1		149	1 538		40	6
DE	1 328	1 088	10	165	6 295	700	23 941	2 693	4 399	475
EE		3				478	680			
IE	37 846	72 071	5	30	60 984	613	393 432	4 249	5	22
EL	222 829	345		13	10 313	2 580	74 502			456
ES	240 626	321	64 896	19	82 470	1 888	2 674 444	24 851		
FR	172	5 661	18	189	2	872	815		10	7
HR	21 518	4 255		2	6 892	9	15 718	498		
IT	406 912	504	612 217	87	9 912	535	478 849		320	19
CY	2 815	36			42		24 653		5	
LV	89	4	21 736	2		25	35 105	26 362		
LT	572					51	12 351	12 333		
LU										
HU		40	65			33	138 421		264	269
MT	3 163	42					35		12	1
NL	82 341	4 536	2 908	202	68 867	501	1 298 156		3 688	146
AT	8 009	61		6		6	79 332		22	
PL	1 025	509	518	5	3	19	31 225	26 422	132	3 489
PT	29 947	488			94 372		780 711			138
RO	11 890	2 005		1	4 821	2 242	12 459		23	69
SI	180 142	615	604	1	1 790	181	184 043	1 053		
SK		1			477	1 320				
FI	100	63				43				
SE	8	713	21	34	3 359	939	1 201	2	195	2
XI	1 032	8 120	1	24	18 806	106	42 051		414	18
EU*	1 261 889	102 535	765 536	849	432 662	13 485	6 520 044	98 463	13 573	6 749

* The United Kingdom is no longer a Member State of the European Union, however until the end of the transition period it was still a part of the EU Customs Union. Due to the absence of intra-trade data in the surveillance system, the totals of the EU trade data therefore also include the UK data until 31/12/2020. The data as of 1/1/2021 is therefore not comparable with the data until 31/12/2020.

Top 5 import origins* - (update of 20 Dec 2021)

Common wheat				
Origin	MY 2021/22		MY 2020/21	
	tonnes	share	tonnes	share
Russia	260 270	20.6%	152 489	11.8%
Ukraine	221 875	17.6%	561 211	43.4%
Serbia	219 915	17.4%	60 611	4.7%
United Kingdom	184 652	14.6%	-----	-----
Moldova	118 275	9.4%	6 020	0.5%

Common wheat flour (grain equivalent)				
Origin	MY 2021/22		MY 2020/21	
	tonnes	share	tonnes	share
United Kingdom	86 943	84.8%	-----	-----
Serbia	4 635	4.5%	1 115	7.9%
Mauritius	3 774	3.7%	3 799	27.1%
India	2 383	2.3%	5 319	37.9%
Moldova	2 006	2.0%	1 233	8.8%

Durum wheat				
Origin	MY 2021/22		MY 2020/21	
	tonnes	share	tonnes	share
Canada	421 540	55.1%	1 072 377	75.1%
Australia	186 495	24.4%	41	0.0%
Russia	56 452	7.4%	41 360	2.9%
United States of America	43 738	5.7%	263 270	18.4%

Durum wheat meal (grain equivalent)				
Origin	MY 2021/22		MY 2020/21	
	tonnes	share	tonnes	share
Turkey	209	24.6%	199	20.2%
India	180	21.2%	217	22.0%
United Kingdom	177	20.8%	-----	-----
Morocco	93	11.0%	348	35.4%
Lebanon	77	9.0%	112	11.4%

Barley				
Origin	MY 2021/22		MY 2020/21	
	tonnes	share	tonnes	share
United Kingdom	371 586	85.9%	-----	-----
Ukraine	33 373	7.7%	34 181	51.4%
Serbia	11 725	2.7%	12 442	18.7%

Malt (grain equivalent)				
Origin	MY 2021/22		MY 2020/21	
	tonnes	share	tonnes	share
United Kingdom	7 286	54.0%	-----	-----
Serbia	4 766	35.3%	3 652	93.9%
Ukraine	1 257	9.3%	-----	-----

Maize				
Origin	MY 2021/22		MY 2020/21	
	tonnes	share	tonnes	share
Brazil	2 959 064	45.4%	4 324 757	52.9%
Ukraine	2 501 568	38.4%	2 103 569	25.7%
Serbia	425 535	6.5%	885 915	10.8%
Canada	362 177	5.6%	440 239	5.4%
Russia	102 062	1.6%	118 313	1.4%

Rye				
Origin	MY 2021/22		MY 2020/21	
	tonnes	share	tonnes	share
Ukraine	51 751	52.6%	6	60.8%
Russia	35 379	35.9%	-----	-----

Oats				
Origin	MY 2021/22		MY 2020/21	
	tonnes	share	tonnes	share
United Kingdom	12 342	90.9%	-----	-----
Ukraine	1 002.1	7.4%	1 129	81.8%

Sorghum				
Origin	MY 2021/22		MY 2020/21	
	tonnes	share	tonnes	share
Ukraine	3 429	50.8%	6 546	79.0%
Sudan	1 155	17.1%	722	8.7%
Russia	1 131	16.8%	516	6.2%

* The United Kingdom is no longer a Member State of the European Union, however until the end of the transition period it was still a part of the EU Customs Union. Due to the absence of intra-trade data in the surveillance system, the totals of the EU trade data therefore also include the UK data until 31/12/2020. The data as of 1/1/2021 is therefore not comparable with the data until 31/12/2020.

Week 1 to 25 from 01/07/2021 to 19/12/2021

Summary

Export (tonnes)	Common wheat	Common wheat flour (grain equivalent)	Durum wheat	Durum wheat meal (grain equivalent)	Barley	Malt (grain equivalent)	Maize	Rye	Oats	Sorghum
BE	695	6 862	8 007	1 035	242	437 610	34		13	
BG	1 661 289	186			124 669	45	337 968			546
CZ	92	211			1 880	16 581	1	24	2 382	
DK	41 959	1 228	7 202	3	45 585	56 357	17	1	8	
DE	1 652 911	15 464	395	655	599 981	221 127	12 413	71 936	6 847	7
EE	218 609	75	51 216			580	159			
IE	1	5			3	734				
EL	473	7 541	75 023	1 265	52	3 228	4 878	152		
ES	41	2 032	66 201	37 868	2 284	23 133	23 536	6	11 101	
FR	2 912 495	27 272	20 300	36 446	1 904 323	209 146	170 153		4 858	2 859
HR	60 108	8 242		1	3 326	16 835	3 546		1 285	
IT	734	67 983	28 823	35 132	35	45	1 369		277	
CY	1									
LV	944 682	10 612		480	88 213	231	13 396	1 225	172	
LT	937 039	4 500		17	117 899	6 894	4	70	191	
LU										
HU	106 058	2 525	258	2 113	4 878	477	14 164	452	88	844
MT										
NL	57	56 941	52 469	71	4	140 180	8 409	13	154	42
AT	33 204	3 888	5 806	2 057	1 573	3 794	281	781	718	
PL	766 984	13 335	6	47	712	42 915	128 927	2 120	2 200	24
PT		8 912			40	8 467	530		2	
RO	3 920 289	1 863		70	1 507 771		1 941 886		449	
SI	5 036	4 061		16		15	34			
SK	7 021	15			1 355	53				
FI		902				14 665		178	2 158	
SE	87 731	597	195		100	62 708	126	2 297	19 711	
XI										
EU*	13 357 506	245 250	315 901	117 277	4 404 927	1 265 822	2 661 831	79 254	52 617	4 323

* The United Kingdom is no longer a Member State of the European Union, however until the end of the transition period it was still a part of the EU Customs Union. Due to the absence of intra-trade data in the surveillance system, the totals of the EU trade data therefore also include the UK data until 31/12/2020. The data as of 1/1/2021 is therefore not comparable with the data until 31/12/2020.

Top 5 export destinations* - (update of 20 Dec 2021)

Common wheat				
Destination	MY 2021/22		MY 2020/21	
	tonnes	share	tonnes	share
Algeria	2 160 472	16.2%	2 818 904	22.2%
Egypt	1 327 000	9.9%	213 620	1.7%
Nigeria	1 085 919	8.1%	1 045 583	8.2%
Korea (Republic of)	823 512	6.2%	-----	-----
China	780 142	5.8%	1 402 270	11.1%

Common wheat flour (grain equivalent)				
Destination	MY 2021/22		MY 2020/21	
	tonnes	share	tonnes	share
United Kingdom	46 538	19.0%	-----	-----
United States of America	17 677	7.2%	18 826	9.2%
Guinea-Bissau	13 908	5.7%	14 017	6.9%
Thailand	13 854	5.6%	12 941	6.3%
Cameroon	11 088	4.5%	10 931	5.4%

Durum wheat				
Destination	MY 2021/22		MY 2020/21	
	tonnes	share	tonnes	share
Turkey	64 799	20.5%	5	0.0%
Sunisia	59 202	18.7%	3 906	3.5%
Israel	52 469	16.6%	50	0.0%
Nigeria	49 947	15.8%	-----	-----

Durum wheat meal (grain equivalent)				
Destination	MY 2021/22		MY 2020/21	
	tonnes	share	tonnes	share
Ivory Coast	43 001	36.7%	30 993	26.1%
Saudi Arabia	17 591	15.0%	26 789	22.6%
Mali	11 907	10.2%	14 313	12.1%
United Kingdom	10 215	8.7%	-----	-----
Senegal	7 217	6.2%	14 155	11.9%

Barley				
Destination	MY 2021/22		MY 2020/21	
	tonnes	share	tonnes	share
China	1 737 950	39.5%	1 360 609	36.3%
Saudi Arabia	505 634	11.5%	1 150 168	30.7%
Jordan	412 132	9.4%	72 464	1.9%
Turkey	332 538	7.5%	37 652	1.0%
Algeria	306 440	7.0%	362 855	9.7%

Malt (grain equivalent)				
Destination	MY 2021/22		MY 2020/21	
	tonnes	share	tonnes	share
Brazil	98 216	7.8%	231 499	16.5%
Nigeria	96 835	7.6%	78 693	5.6%
Japan	74 626	5.9%	71 550	5.1%
Mexico	64 808	5.1%	35 663	2.5%
Cameroon	57 140	4.5%	44 255	3.2%

Maize				
Destination	MY 2021/22		MY 2020/21	
	tonnes	share	tonnes	share
Iran (Islamic Republic of)	597 123	22.4%	129 912	12.6%
Egypt	426 323	16.0%	5 801	0.6%
Korea (Republic of)	357 944	13.4%	86 059	8.4%
Turkey	300 531	11.3%	92 771	9.0%
United Kingdom	238 417	9.0%	-----	-----

Rye				
Destination	MY 2021/22		MY 2020/21	
	tonnes	share	tonnes	share
United States of America	66 001	83.3%	-----	-----
Japan	5 702	7.2%	-----	-----
Norway	4 154	5.2%	-----	-----

Oats				
Destination	MY 2021/22		MY 2020/21	
	tonnes	share	tonnes	share
United States of America	18 700	35.5%	5 335	9.8%
Switzerland	16 807	31.9%	24 267	44.4%
Algeria	10 993	20.9%	12 113	22.2%
Norway	3 210	6.1%	5 390	9.9%
Bosnia and Herzegovina	986	1.9%	1 395	2.6%

Sorghum				
Destination	MY 2021/22		MY 2020/21	
	tonnes	share	tonnes	share
United Kingdom	3 171.1	73.4%	-----	-----
Serbia	844	19.5%	-----	-----
Jordan	249.8	5.8%	-----	-----

* The United Kingdom is no longer a Member State of the European Union, however until the end of the transition period it was still a part of the EU Customs Union. Due to the absence of intra-trade data in the surveillance system, the totals of the EU trade data therefore also include the UK data until 31/12/2020. The data as of 1/1/2021 is therefore not comparable with the data until 31/12/2020.

Week 1 to 25 from 01/07/2021 to 19/12/2021

Résumé / Summary

Import (tonnes)	Residues of starch manufacture CN 2303 10 19	Maize gluten feed CN 2309 90 20	Brewing and distilling dregs and waste CN 23033000	Citrus pulp residues CN 2308 00 40 TARIC_ext 10	Total
BE		208		2 351	2 560
BG		2	1 858		1 861
CZ			273	2 477	2 750
DK	1 478		2 713	8 251	12 443
DE		4	1 298	13 508	14 810
EE			109		109
IE	89	167 090	162 810	1	329 989
EL		23	278		301
ES			103 599		103 600
FR		2	12	4 038	4 051
HR					
IT			621	1 204	1 825
CY					
LV			1 470		1 470
LT			4 696		4 696
LU					
HU			754		754
MT					
NL	1 107	39		15 899	17 045
AT					
PL		5	4 599	1 422	6 026
PT		6 948	26 098		33 046
RO			638		638
SI					
SK			287		287
FI		7	1 672		1 679
SE		12			12
XI		6 953	7 172		14 126
EU*	2 674	181 293	320 959	49 152	554 078

* The United Kingdom is no longer a Member State of the European Union, however until the end of the transition period it was still a part of the EU Customs Union. Due to the absence of intra-trade data in the surveillance system, the totals of the EU trade data therefore also include the UK data until 31/12/2020. The data as of 1/1/2021 is therefore not comparable with the data until 31/12/2020.

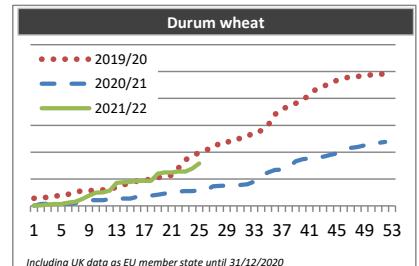
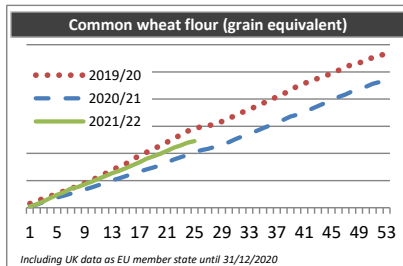
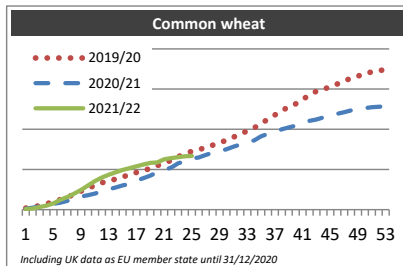
Week 1 to 25 from 01/07/2021 to 19/12/2021

(tonnes)

Common wheat			
week	2019/20	2020/21	2021/22
1	394 862	246 599	186 893
2	637 684	485 459	293 597
3	977 240	794 098	644 108
4	1 448 244	1 244 971	1 030 262
5	1 963 054	1 476 162	1 574 968
6	2 513 822	1 737 110	2 451 487
7	3 216 967	2 220 555	3 142 381
8	3 720 669	2 668 965	4 007 907
9	4 634 890	3 281 372	4 882 055
10	5 242 288	3 604 723	6 016 246
11	6 111 267	3 999 858	7 090 538
12	6 705 310	4 580 374	7 993 474
13	7 110 313	5 085 591	8 669 088
14	7 620 073	5 555 802	9 335 791
15	8 105 152	6 016 442	9 871 987
16	8 768 326	6 379 393	10 311 341
17	9 260 991	7 233 325	10 776 199
18	9 725 371	7 874 470	11 227 654
19	10 302 872	8 474 698	11 611 157
20	10 950 606	9 293 610	11 772 724
21	11 559 006	9 879 064	12 529 687
22	12 238 923	10 453 386	12 809 062
23	13 191 650	11 536 206	13 070 995
24	13 969 039	12 058 201	13 296 914
25	14 500 960	12 689 363	13 357 506
26	14 892 397	13 013 856	
27	15 503 107	13 633 116	
28	16 040 869	14 183 211	
29	16 732 853	14 557 165	
30	17 214 564	15 036 443	
31	18 017 661	15 655 358	
32	18 864 983	16 221 398	
33	19 533 215	16 866 377	
34	20 340 927	17 254 942	
35	21 478 133	18 241 972	
36	22 508 992	18 858 874	
37	23 576 835	19 368 901	
38	24 648 935	20 036 017	
39	25 623 736	20 476 366	
40	26 331 024	20 934 782	
41	27 557 137	21 423 073	
42	28 352 332	22 079 750	
43	29 498 032	22 414 119	
44	29 986 220	22 962 670	
45	30 586 614	23 465 926	
46	31 272 389	23 873 855	
47	32 058 028	24 227 914	
48	32 679 212	24 721 249	
49	33 267 819	25 005 174	
50	33 938 316	25 271 933	
51	34 283 798	25 481 577	
52	34 644 187	25 603 563	
53	34 755 332	25 708 428	

Common wheat flour (grain equivalent)			
week	2019/20	2020/21	2021/22
1	15 435	4 872	4 588
2	24 937	12 096	12 555
3	33 874	21 030	24 061
4	43 072	31 584	36 614
5	52 260	37 685	47 500
6	61 292	44 672	57 327
7	70 390	52 128	70 679
8	79 570	58 243	76 659
9	90 348	67 312	86 305
10	101 387	74 930	95 206
11	112 937	83 201	106 094
12	125 288	90 834	116 522
13	137 144	101 458	127 079
14	152 564	108 295	135 782
15	161 470	116 679	145 966
16	178 017	125 739	156 235
17	192 036	133 632	167 796
18	203 494	140 806	180 062
19	216 629	148 536	189 347
20	227 636	155 789	198 421
21	240 881	166 633	209 025
22	255 992	177 926	220 981
23	266 725	185 553	229 799
24	281 932	194 515	239 159
25	292 635	204 124	245 250
26	297 514	211 726	
27	301 214	217 102	
28	308 567	224 265	
29	317 051	233 536	
30	327 957	241 523	
31	340 938	252 555	
32	351 461	263 117	
33	362 608	272 690	
34	372 715	282 063	
35	385 321	292 815	
36	396 031	303 200	
37	408 167	312 183	
38	418 884	323 779	
39	433 794	335 257	
40	446 565	342 752	
41	457 906	351 984	
42	466 045	363 059	
43	476 427	373 731	
44	484 975	385 154	
45	493 579	394 943	
46	505 275	407 176	
47	518 111	417 190	
48	527 007	428 182	
49	533 328	434 903	
50	541 783	445 637	
51	553 064	456 121	
52	561 242	463 125	
53	564 705	470 652	

Durum wheat			
week	2019/20	2020/21	2021/22
1	56 320	1 327	3 677
2	62 920	1 753	4 006
3	62 920	14 516	10 012
4	68 154	14 883	13 187
5	86 292	15 291	13 187
6	86 753	15 673	24 365
7	102 837	16 048	30 801
8	111 338	21 301	51 318
9	113 589	32 788	76 734
10	114 667	42 218	99 082
11	118 940	42 946	100 173
12	133 547	43 032	113 506
13	133 857	48 931	170 640
14	155 545	54 892	175 805
15	171 862	54 941	178 714
16	184 124	55 143	185 778
17	190 877	67 680	186 169
18	199 053	68 120	186 737
19	210 099	76 215	240 981
20	223 737	83 031	249 230
21	226 941	91 284	249 375
22	282 411	101 323	255 023
23	343 490	106 972	255 132
24	365 434	110 034	278 303
25	400 373	110 034	315 901
26	419 109	114 647	
27	426 666	114 769	
28	470 174	145 567	
29	470 303	148 750	
30	499 614	150 958	
31	501 177	151 151	
32	515 497	155 721	
33	553 750	161 252	
34	557 868	180 964	
35	600 622	225 453	
36	681 292	248 771	
37	722 890	268 113	
38	738 572	269 068	
39	763 717	287 287	
40	786 178	332 762	
41	829 099	347 133	
42	870 862	354 084	
43	886 531	365 814	
44	917 862	365 874	
45	934 135	380 175	
46	949 251	391 301	
47	961 068	410 459	
48	962 251	431 130	
49	973 136	437 853	
50	974 689	450 741	
51	981 149	450 742	
52	981 176	469 710	
53	981 176	476 384	



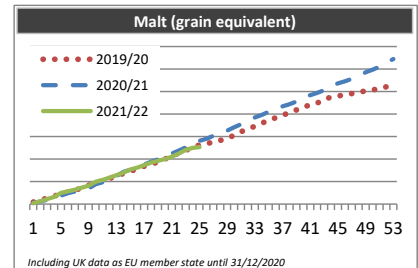
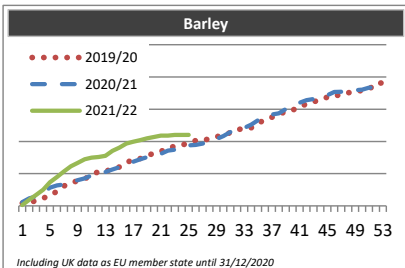
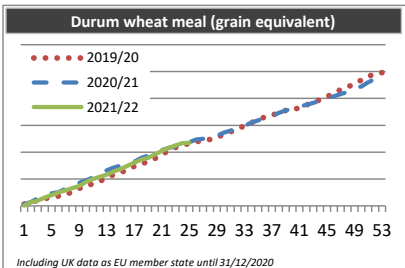
Week 1 to 25 from 01/07/2021 to 19/12/2021

(tonnes)

Durum wheat meal (grain equivalent)			
week	2019/20	2020/21	2021/22
1	3 419	2 938	461
2	6 820	7 082	7 063
3	10 226	14 007	9 905
4	13 805	20 504	15 621
5	15 888	23 477	20 157
6	18 450	25 648	25 000
7	21 168	31 867	28 892
8	25 745	37 029	33 295
9	32 563	42 831	36 952
10	35 529	47 380	44 654
11	41 774	52 790	50 070
12	45 888	60 848	54 117
13	51 969	66 101	58 031
14	58 106	71 054	64 155
15	62 123	74 770	68 818
16	66 815	79 372	74 339
17	73 678	82 359	80 593
18	76 959	89 403	86 068
19	83 477	93 473	89 383
20	88 268	96 907	95 853
21	96 798	103 638	102 555
22	101 407	107 822	108 137
23	108 641	110 517	112 629
24	111 766	113 480	116 686
25	116 671	118 564	117 277
26	119 548	123 554	
27	121 907	124 918	
28	123 735	127 811	
29	127 018	130 209	
30	133 327	136 109	
31	138 085	139 953	
32	142 780	143 929	
33	149 431	148 618	
34	154 739	154 815	
35	159 668	158 988	
36	166 057	164 923	
37	169 286	167 069	
38	172 210	173 196	
39	177 766	177 782	
40	180 514	180 591	
41	181 491	184 387	
42	187 328	188 174	
43	193 804	191 710	
44	197 386	195 943	
45	203 423	199 987	
46	208 913	204 160	
47	216 655	208 196	
48	221 911	212 059	
49	226 259	219 607	
50	234 254	222 332	
51	240 737	230 245	
52	246 096	236 299	
53	247 995	239 753	

Barley			
week	2019/20	2020/21	2021/22
1	165 347	233 928	52 116
2	169 376	470 728	378 443
3	337 758	586 712	674 740
4	483 958	831 663	1 003 064
5	643 505	1 130 666	1 468 128
6	904 136	1 268 298	1 799 563
7	1 228 755	1 333 141	2 134 161
8	1 420 139	1 491 038	2 450 149
9	1 557 085	1 600 529	2 672 764
10	1 681 706	1 714 095	2 895 551
11	1 903 159	1 894 614	2 987 859
12	2 127 844	2 005 566	3 041 154
13	2 168 060	2 109 536	3 100 891
14	2 251 418	2 254 085	3 418 601
15	2 412 055	2 400 370	3 618 185
16	2 672 039	2 480 031	3 871 503
17	2 888 058	2 741 126	3 985 174
18	2 942 536	2 889 268	4 074 358
19	3 105 633	3 024 509	4 185 034
20	3 276 420	3 155 273	4 271 331
21	3 375 606	3 236 213	4 354 968
22	3 624 631	3 430 877	4 355 366
23	3 679 932	3 490 960	4 401 587
24	3 763 870	3 588 482	4 404 626
25	3 911 595	3 750 589	4 404 927
26	4 049 716	3 779 901	
27	4 059 332	3 864 674	
28	4 155 826	3 955 768	
29	4 287 553	4 150 549	
30	4 408 901	4 332 732	
31	4 548 101	4 581 890	
32	4 740 889	4 750 974	
33	4 775 918	4 845 957	
34	4 836 880	5 037 466	
35	5 135 908	5 315 867	
36	5 333 994	5 567 480	
37	5 506 704	5 666 768	
38	5 659 110	5 743 185	
39	5 870 780	6 005 287	
40	5 957 895	6 223 987	
41	6 088 968	6 397 931	
42	6 342 421	6 557 194	
43	6 445 131	6 623 449	
44	6 610 799	6 747 328	
45	6 749 591	6 866 940	
46	6 773 159	7 070 210	
47	6 960 607	7 074 797	
48	7 030 441	7 115 845	
49	7 036 380	7 184 310	
50	7 172 922	7 207 873	
51	7 215 539	7 336 344	
52	7 609 930	7 343 749	
53	7 624 789	7 415 391	

Malt (grain equivalent)			
week	2019/20	2020/21	2021/22
1	44 910	21 010	18 911
2	87 671	58 871	60 527
3	131 899	94 273	111 493
4	177 222	126 883	159 288
5	224 550	186 465	246 526
6	264 425	242 342	283 488
7	302 842	278 630	321 286
8	356 882	313 598	364 546
9	420 687	347 519	409 919
10	464 409	440 482	494 753
11	515 491	484 852	536 777
12	566 007	537 887	584 494
13	627 835	623 867	640 721
14	679 373	711 578	696 104
15	728 178	765 585	768 363
16	781 425	812 758	806 479
17	838 800	873 259	861 792
18	887 832	940 385	917 745
19	930 553	990 412	962 617
20	999 894	1 072 081	999 938
21	1 064 468	1 121 692	1 049 884
22	1 132 096	1 187 397	1 122 424
23	1 190 613	1 259 893	1 203 567
24	1 252 859	1 330 258	1 249 668
25	1 313 470	1 403 665	1 265 822
26	1 343 817	1 450 203	
27	1 374 854	1 516 766	
28	1 415 268	1 550 723	
29	1 466 062	1 629 622	
30	1 523 380	1 706 869	
31	1 606 351	1 774 817	
32	1 669 767	1 840 800	
33	1 729 020	1 925 381	
34	1 791 257	1 980 207	
35	1 866 822	2 050 708	
36	1 912 222	2 106 919	
37	1 971 579	2 171 669	
38	2 036 984	2 216 022	
39	2 092 310	2 276 950	
40	2 162 293	2 380 265	
41	2 198 885	2 418 560	
42	2 242 152	2 471 062	
43	2 329 285	2 530 261	
44	2 372 027	2 623 178	
45	2 399 040	2 680 355	
46	2 427 644	2 725 634	
47	2 455 455	2 781 414	
48	2 491 862	2 848 890	
49	2 508 636	2 929 102	
50	2 535 402	2 985 986	
51	2 566 317	3 049 878	
52	2 606 259	3 145 086	
53	2 646 458	3 222 221	



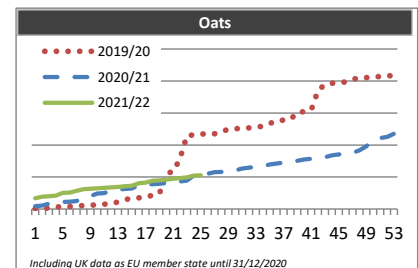
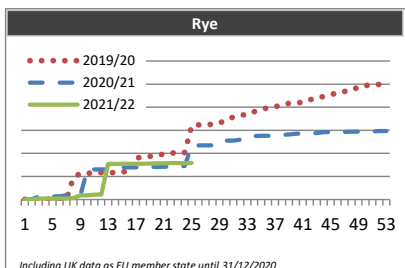
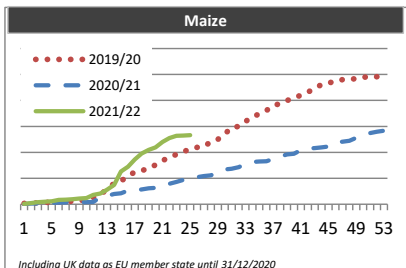
Week 1 to 25 from 01/07/2021 to 19/12/2021

(tonnes)

Maize			
week	2019/20	2020/21	2021/22
1	32 545	1 338	13 301
2	46 352	27 536	40 676
3	52 472	30 132	83 212
4	66 400	37 912	95 311
5	86 002	56 341	117 486
6	97 673	60 801	164 685
7	102 782	68 203	177 146
8	111 913	71 563	194 822
9	125 739	78 596	215 535
10	181 768	82 465	240 439
11	262 627	86 507	359 387
12	377 070	267 949	414 711
13	573 257	327 659	557 132
14	804 507	398 603	741 319
15	890 335	417 643	1 259 238
16	1 078 162	524 491	1 443 799
17	1 240 987	544 578	1 722 052
18	1 299 197	567 124	1 952 156
19	1 377 297	618 197	2 093 326
20	1 513 237	633 825	2 190 872
21	1 678 507	748 697	2 401 312
22	1 804 041	785 454	2 553 827
23	1 914 718	859 704	2 634 135
24	2 031 525	939 660	2 643 256
25	2 112 346	1 027 907	2 661 831
26	2 190 722	1 044 197	
27	2 229 617	1 085 492	
28	2 411 901	1 116 562	
29	2 492 707	1 252 223	
30	2 705 260	1 336 780	
31	2 958 117	1 368 460	
32	2 995 488	1 426 397	
33	3 186 443	1 553 269	
34	3 372 441	1 626 269	
35	3 473 942	1 645 253	
36	3 611 099	1 653 268	
37	3 814 310	1 747 122	
38	3 873 774	1 838 302	
39	3 994 046	1 917 103	
40	4 108 919	1 948 645	
41	4 197 266	2 082 834	
42	4 316 749	2 149 467	
43	4 455 334	2 163 180	
44	4 614 471	2 186 361	
45	4 673 252	2 224 204	
46	4 748 726	2 392 953	
47	4 804 469	2 407 790	
48	4 818 677	2 443 208	
49	4 835 577	2 554 326	
50	4 896 665	2 637 143	
51	4 905 451	2 746 290	
52	4 910 394	2 796 674	
53	4 939 131	2 833 181	

Rye			
week	2019/20	2020/21	2021/22
1	497	202	0
2	628	546	41
3	631	6 199	2 248
4	631	6 306	2 249
5	671	6 813	2 326
6	748	6 924	2 357
7	843	9 063	2 444
8	47 071	9 214	2 950
9	56 750	9 286	9 197
10	56 869	64 603	9 243
11	57 988	65 212	10 500
12	58 120	65 389	10 877
13	58 160	65 440	77 099
14	58 273	69 657	77 209
15	60 267	69 657	77 491
16	60 267	69 755	77 518
17	90 675	69 806	77 592
18	90 886	70 428	77 674
19	93 835	70 497	77 960
20	94 428	70 549	78 310
21	99 097	70 952	78 546
22	100 744	71 230	78 837
23	101 052	72 191	78 900
24	101 812	72 637	79 025
25	160 351	117 104	79 254
26	161 493	117 222	
27	162 592	117 222	
28	162 593	117 310	
29	165 178	117 407	
30	174 148	127 513	
31	178 443	127 613	
32	182 680	129 889	
33	183 973	137 620	
34	190 035	137 644	
35	195 599	137 907	
36	198 803	138 130	
37	201 312	138 528	
38	204 540	140 231	
39	208 552	140 859	
40	209 550	142 678	
41	210 624	142 915	
42	216 194	143 680	
43	218 445	144 013	
44	223 927	145 734	
45	227 061	146 197	
46	231 338	146 459	
47	233 930	146 513	
48	240 345	147 043	
49	241 682	147 102	
50	246 769	147 130	
51	248 490	147 340	
52	249 128	148 402	
53	252 487	148 432	

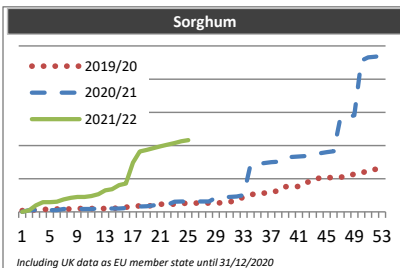
Oats			
week	2019/20	2020/21	2021/22
1	303	4 443	16 792
2	930	5 175	19 062
3	1 418	8 319	20 079
4	3 129	10 274	20 925
5	3 685	10 893	25 098
6	3 968	11 455	25 559
7	4 564	12 539	28 484
8	5 315	18 233	31 038
9	5 865	20 115	31 660
10	6 666	24 001	32 192
11	7 499	24 964	32 872
12	8 192	28 370	33 647
13	10 856	30 245	34 380
14	14 515	31 204	35 694
15	16 797	31 907	36 312
16	17 487	36 852	40 302
17	18 235	37 537	41 261
18	21 508	38 723	44 006
19	23 787	39 482	44 851
20	55 844	40 443	45 926
21	58 386	42 058	47 254
22	79 070	43 067	48 213
23	114 828	44 332	49 334
24	115 819	52 574	52 198
25	117 167	54 624	52 617
26	117 343	54 945	
27	117 534	57 508	
28	120 899	57 886	
29	124 593	59 431	
30	125 256	60 536	
31	126 001	63 298	
32	126 774	64 623	
33	127 889	65 784	
34	129 202	66 881	
35	133 745	69 754	
36	138 019	71 088	
37	138 831	72 543	
38	139 815	74 516	
39	151 303	75 449	
40	152 057	77 289	
41	154 497	78 590	
42	185 388	79 937	
43	194 509	81 059	
44	196 583	83 901	
45	197 590	85 230	
46	198 687	86 351	
47	202 875	87 690	
48	204 762	91 792	
49	205 424	98 166	
50	206 121	108 227	
51	207 210	110 780	
52	208 127	112 677	
53	208 293	117 583	



Week 1 to 25 from 01/07/2021 to 19/12/2021

(tonnes)

Sorghum			
week	2019/20	2020/21	2021/22
1	75	0	0
2	100	99	85
3	124	99	392
4	150	99	584
5	152	100	587
6	173	101	611
7	173	177	743
8	173	177	847
9	194	177	902
10	197	177	902
11	197	177	960
12	197	202	1 070
13	199	204	1 292
14	199	204	1 366
15	244	204	1 610
16	285	228	1 706
17	309	258	2 961
18	360	329	3 636
19	360	331	3 736
20	361	388	3 840
21	456	388	3 948
22	456	439	4 048
23	458	613	4 149
24	503	624	4 249
25	529	624	4 323
26	529	624	
27	529	624	
28	530	624	
29	530	851	
30	556	880	
31	608	903	
32	654	931	
33	907	1 014	
34	1 027	2 885	
35	1 127	2 886	
36	1 127	2 939	
37	1 247	2 997	
38	1 247	3 023	
39	1 511	3 314	
40	1 536	3 314	
41	1 536	3 340	
42	1 796	3 368	
43	1 820	3 500	
44	2 059	3 536	
45	2 059	3 597	
46	2 063	3 653	
47	2 088	5 678	
48	2 137	5 706	
49	2 281	5 811	
50	2 306	9 121	
51	2 524	9 306	
52	2 562	9 357	
53	2 562	9 405	



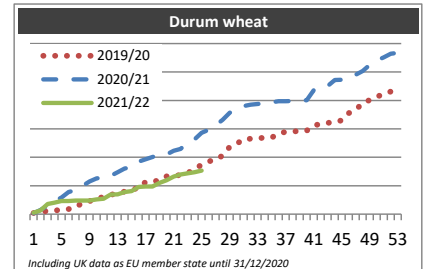
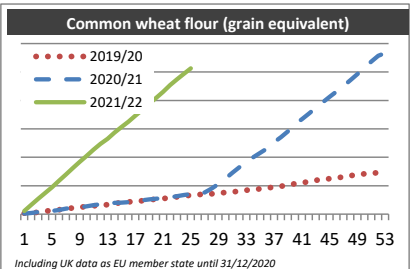
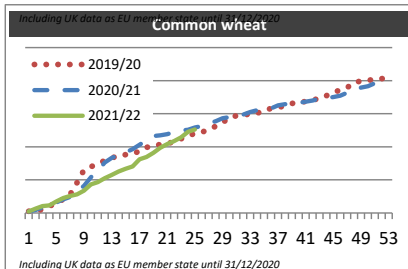
Week 1 to 25 from 01/07/2021 to 19/12/2021

(tonnes)

Common wheat			
week	2019/20	2020/21	2021/22
1	26 347	22 112	22 494
2	38 366	43 513	65 676
3	51 421	84 224	104 837
4	102 005	107 290	115 410
5	156 035	159 746	173 602
6	205 759	205 634	228 060
7	281 272	245 472	258 866
8	458 102	325 735	283 528
9	651 685	409 745	336 766
10	701 468	538 173	431 999
11	737 816	640 539	465 837
12	795 418	761 367	526 878
13	830 102	832 705	575 802
14	871 395	874 935	625 712
15	879 681	917 575	667 369
16	900 950	966 134	701 962
17	930 041	1 031 585	811 489
18	994 104	1 102 149	845 836
19	1 007 899	1 162 807	907 776
20	1 039 529	1 175 619	984 431
21	1 052 883	1 191 547	1 040 398
22	1 071 394	1 221 759	1 088 046
23	1 120 454	1 246 064	1 141 186
24	1 160 854	1 257 478	1 226 618
25	1 206 778	1 293 064	1 261 889
26	1 218 655	1 313 287	
27	1 264 623	1 355 790	
28	1 309 793	1 387 157	
29	1 368 246	1 432 128	
30	1 434 339	1 447 702	
31	1 471 644	1 459 861	
32	1 487 151	1 485 723	
33	1 492 036	1 524 551	
34	1 504 342	1 552 149	
35	1 558 802	1 567 851	
36	1 578 838	1 581 316	
37	1 593 168	1 626 273	
38	1 623 991	1 642 564	
39	1 654 539	1 655 197	
40	1 677 376	1 665 144	
41	1 682 030	1 683 442	
42	1 711 539	1 698 796	
43	1 726 510	1 728 953	
44	1 774 517	1 737 702	
45	1 826 514	1 753 054	
46	1 857 014	1 772 650	
47	1 894 402	1 818 918	
48	1 974 245	1 847 614	
49	1 990 862	1 894 873	
50	2 006 800	1 914 218	
51	2 017 543	1 960 968	
52	2 030 309	2 005 110	
53	2 030 450	2 015 973	

Common wheat flour (grain equivalent)			
week	2019/20	2020/21	2021/22
1	615	364	2 185
2	897	774	6 547
3	1 333	1 454	10 839
4	2 112	1 873	14 842
5	2 555	2 273	19 020
6	3 012	2 867	23 452
7	3 658	3 822	27 856
8	4 310	4 374	32 377
9	4 711	4 859	36 743
10	5 460	5 502	41 049
11	5 861	6 304	45 447
12	6 245	6 897	49 425
13	6 705	7 209	53 073
14	7 573	7 882	57 457
15	7 903	8 135	61 298
16	8 538	8 496	65 053
17	8 994	9 079	69 285
18	9 380	9 759	73 197
19	10 002	10 357	77 620
20	10 523	10 839	81 637
21	11 014	11 239	85 889
22	11 371	11 873	90 772
23	12 095	12 585	94 790
24	12 744	13 422	98 669
25	13 240	14 042	102 535
26	13 774	14 396	
27	13 955	15 176	
28	14 256	17 926	
29	14 818	21 202	
30	15 276	24 984	
31	15 639	29 104	
32	16 052	33 115	
33	16 800	36 189	
34	17 128	39 972	
35	17 743	43 159	
36	18 403	46 278	
37	19 029	50 546	
38	19 572	54 163	
39	20 391	58 269	
40	21 456	63 156	
41	22 116	66 756	
42	22 783	70 685	
43	23 786	74 752	
44	24 286	78 612	
45	25 009	82 526	
46	25 570	86 324	
47	26 147	90 173	
48	27 037	94 213	
49	27 706	98 474	
50	28 309	102 899	
51	28 694	107 338	
52	29 195	111 337	
53	29 462	113 314	

Durum wheat			
week	2019/20	2020/21	2021/22
1	19 538	15 910	24 903
2	39 879	70 589	62 555
3	58 275	148 727	178 630
4	59 066	228 769	204 018
5	80 934	290 923	230 861
6	88 188	389 351	232 090
7	111 407	421 013	238 607
8	206 396	497 085	238 671
9	226 295	576 827	240 024
10	289 834	628 124	260 359
11	290 047	643 468	272 308
12	339 097	674 436	344 728
13	362 832	736 081	347 230
14	396 823	802 094	389 622
15	441 549	821 648	405 411
16	448 379	924 355	479 058
17	567 226	966 163	486 999
18	578 692	1 003 356	487 152
19	587 680	1 041 146	550 720
20	665 108	1 050 712	595 764
21	670 756	1 114 180	660 014
22	687 537	1 146 252	697 314
23	719 118	1 258 285	715 872
24	805 212	1 318 719	737 813
25	861 414	1 428 851	765 536
26	927 708	1 483 610	
27	954 613	1 562 712	
28	1 027 644	1 657 037	
29	1 183 351	1 784 310	
30	1 236 011	1 828 752	
31	1 322 810	1 899 260	
32	1 324 992	1 927 163	
33	1 339 083	1 936 321	
34	1 342 266	1 948 506	
35	1 345 899	1 965 885	
36	1 417 293	1 986 558	
37	1 448 181	1 986 645	
38	1 454 050	1 988 702	
39	1 459 298	2 000 979	
40	1 468 894	2 001 370	
41	1 565 659	2 176 341	
42	1 579 446	2 185 891	
43	1 603 442	2 252 257	
44	1 615 539	2 357 032	
45	1 650 263	2 362 055	
46	1 776 149	2 376 516	
47	1 832 535	2 452 088	
48	1 955 741	2 515 950	
49	2 005 500	2 625 572	
50	2 067 201	2 701 768	
51	2 106 620	2 757 863	
52	2 156 892	2 820 676	
53	2 206 867	2 836 155	



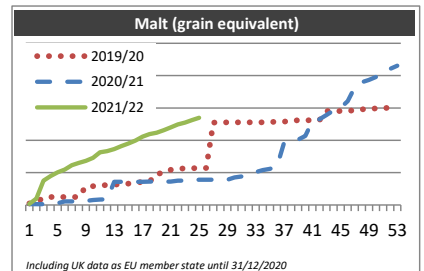
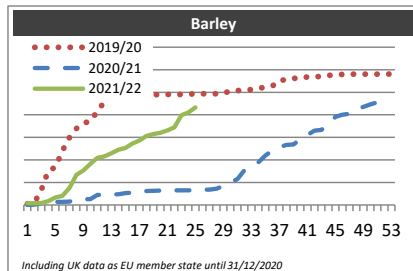
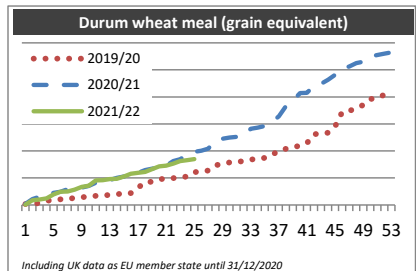
Week 1 to 25 from 01/07/2021 to 19/12/2021

(tonnes)

Durum wheat meal (grain equivalent)			
week	2019/20	2020/21	2021/22
1	17	21	8
2	22	108	89
3	36	150	99
4	75	194	122
5	95	223	193
6	106	247	245
7	106	294	252
8	134	312	282
9	144	321	334
10	158	353	356
11	169	410	453
12	178	432	460
13	187	465	480
14	199	502	484
15	214	528	527
16	222	542	578
17	318	597	594
18	424	647	614
19	429	673	664
20	475	698	714
21	491	728	727
22	497	813	766
23	510	848	811
24	529	930	831
25	606	985	849
26	618	1 007	
27	636	1 043	
28	734	1 198	
29	756	1 225	
30	786	1 247	
31	797	1 259	
32	814	1 273	
33	842	1 408	
34	848	1 429	
35	874	1 461	
36	922	1 533	
37	1 007	1 638	
38	1 039	1 823	
39	1 073	1 932	
40	1 094	2 071	
41	1 147	2 075	
42	1 312	2 210	
43	1 317	2 242	
44	1 336	2 320	
45	1 451	2 408	
46	1 721	2 529	
47	1 739	2 560	
48	1 794	2 626	
49	1 849	2 652	
50	1 962	2 751	
51	1 978	2 775	
52	2 039	2 799	
53	2 048	2 824	

Barley			
week	2019/20	2020/21	2021/22
1	5 495	15	7 590
2	11 034	1 736	8 127
3	66 804	6 899	8 833
4	151 795	6 902	16 769
5	167 048	13 520	32 972
6	240 193	13 722	40 018
7	298 686	14 445	75 416
8	338 676	24 701	133 268
9	364 018	25 509	152 668
10	370 412	26 468	182 748
11	416 796	44 307	209 689
12	456 839	45 208	215 351
13	484 584	46 951	229 838
14	487 744	47 223	245 119
15	487 929	52 559	253 480
16	488 381	54 429	272 245
17	488 773	54 429	285 377
18	488 774	61 714	306 570
19	489 027	63 015	314 418
20	489 027	64 307	320 871
21	490 205	64 413	331 118
22	490 205	64 592	344 106
23	490 872	64 716	398 294
24	490 936	65 502	410 677
25	493 575	66 521	432 662
26	493 575	68 056	
27	493 631	68 323	
28	493 875	72 261	
29	494 151	84 510	
30	506 261	99 450	
31	507 913	114 874	
32	508 927	154 277	
33	511 932	171 896	
34	518 024	189 587	
35	522 024	219 203	
36	528 225	241 503	
37	554 219	256 027	
38	554 418	266 916	
39	561 890	268 274	
40	562 391	291 610	
41	567 887	310 557	
42	568 130	329 427	
43	571 281	332 974	
44	574 773	357 431	
45	576 048	391 413	
46	579 405	400 065	
47	580 778	404 892	
48	580 808	426 698	
49	580 822	435 616	
50	580 838	446 444	
51	580 841	455 298	
52	580 841	459 443	
53	580 841	465 914	

Malt (grain equivalent)			
week	2019/20	2020/21	2021/22
1	240	134	170
2	405	135	993
3	1 112	139	3 762
4	1 221	271	4 462
5	1 222	285	5 041
6	1 222	551	5 469
7	1 222	551	6 149
8	1 223	574	6 505
9	2 882	642	6 836
10	2 916	777	7 278
11	3 019	845	8 151
12	3 079	872	8 314
13	3 172	3 595	8 635
14	3 205	3 596	9 123
15	3 298	3 597	9 504
16	3 419	3 597	9 956
17	3 573	3 597	10 575
18	3 574	3 618	10 959
19	4 874	3 618	11 168
20	4 913	3 622	11 579
21	5 453	3 622	11 982
22	5 555	3 757	12 450
23	5 678	3 757	12 754
24	5 678	3 825	13 144
25	5 678	3 891	13 485
26	5 736	3 893	
27	12 737	3 893	
28	12 737	3 893	
29	12 763	3 908	
30	12 763	4 249	
31	12 784	4 406	
32	12 784	4 718	
33	12 784	5 097	
34	12 785	5 396	
35	12 853	5 586	
36	12 853	5 933	
37	12 879	9 653	
38	13 037	9 898	
39	13 101	10 101	
40	13 101	10 682	
41	13 102	12 999	
42	13 102	13 229	
43	14 520	13 923	
44	14 521	14 617	
45	14 521	15 008	
46	14 522	16 058	
47	14 654	18 240	
48	14 788	18 996	
49	14 921	19 343	
50	14 922	19 799	
51	14 989	20 410	
52	15 017	21 041	
53	15 152	21 531	



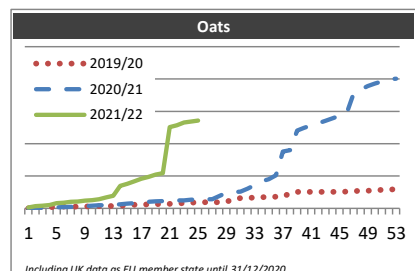
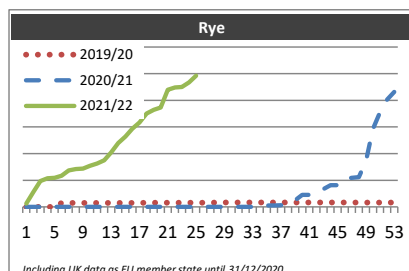
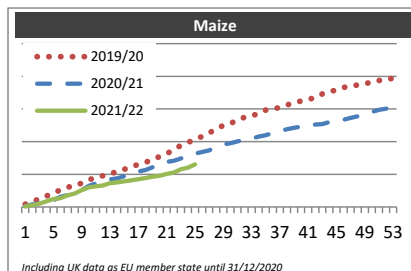
Week 1 to 25 from 01/07/2021 to 19/12/2021

(tonnes)

Maize			
week	2019/20	2020/21	2021/22
1	431 335	124 748	89 745
2	761 493	419 378	320 216
3	1 303 291	595 271	527 425
4	1 679 978	815 972	851 358
5	2 125 234	1 042 931	1 225 198
6	2 624 908	1 560 728	1 369 134
7	3 052 379	1 821 390	1 780 744
8	3 169 060	2 040 073	2 054 240
9	3 696 267	2 599 754	2 597 994
10	4 136 675	3 232 831	3 017 449
11	4 528 292	3 612 176	3 148 939
12	4 793 953	3 829 175	3 291 454
13	4 996 725	4 219 341	3 665 542
14	5 487 629	4 402 520	3 764 988
15	5 763 764	4 727 179	3 920 191
16	6 170 581	4 963 268	4 078 948
17	6 499 208	5 400 173	4 262 083
18	6 842 862	5 666 468	4 429 042
19	7 283 923	6 072 793	4 638 040
20	7 708 646	6 554 661	4 770 497
21	8 142 819	6 901 144	5 079 912
22	8 844 492	7 090 925	5 259 734
23	9 403 428	7 428 158	5 756 344
24	9 873 080	7 771 347	6 007 625
25	10 401 396	8 180 488	6 520 044
26	10 790 672	8 410 770	
27	11 365 409	8 655 548	
28	11 849 282	9 198 105	
29	12 524 377	9 583 547	
30	12 789 770	9 753 553	
31	13 295 873	10 024 716	
32	13 743 524	10 279 141	
33	13 902 683	10 463 896	
34	14 347 763	10 786 809	
35	14 826 244	10 998 300	
36	15 008 167	11 352 223	
37	15 214 368	11 630 333	
38	15 616 247	11 896 558	
39	15 952 650	12 104 192	
40	16 223 415	12 296 809	
41	16 449 790	12 449 245	
42	16 732 134	12 605 764	
43	17 293 897	12 680 597	
44	17 667 099	12 993 087	
45	17 893 343	13 253 024	
46	18 286 024	13 370 452	
47	18 491 537	13 639 174	
48	18 666 715	13 892 596	
49	18 895 343	14 159 758	
50	19 069 447	14 539 885	
51	19 346 151	14 871 373	
52	19 592 483	15 043 552	
53	19 654 085	15 223 631	

Rye			
week	2019/20	2020/21	2021/22
1	0	0	2 504
2	0	0	11 290
3	0	0	19 382
4	0	2	21 461
5	0	2	21 881
6	2 981	2	23 302
7	2 981	2	27 394
8	2 981	2	28 393
9	2 981	2	28 669
10	2 981	2	30 732
11	2 981	2	32 614
12	2 981	2	34 909
13	2 981	2	40 888
14	2 981	2	47 936
15	2 981	2	52 713
16	2 981	2	58 662
17	3 026	8	63 352
18	3 092	8	70 083
19	3 092	8	72 886
20	3 092	8	74 587
21	3 092	8	87 861
22	3 192	9	89 678
23	3 192	9	90 016
24	3 214	9	93 388
25	3 214	10	98 463
26	3 214	10	
27	3 214	10	
28	3 236	10	
29	3 236	10	
30	3 236	10	
31	3 236	10	
32	3 239	10	
33	3 239	10	
34	3 240	387	
35	3 240	1 031	
36	3 240	1 031	
37	3 248	1 308	
38	3 248	4 414	
39	3 248	5 094	
40	3 248	9 061	
41	3 248	9 061	
42	3 248	10 486	
43	3 248	13 391	
44	3 248	16 355	
45	3 248	16 355	
46	3 248	21 246	
47	3 248	21 834	
48	3 249	22 332	
49	3 249	34 693	
50	3 249	58 564	
51	3 249	71 186	
52	3 249	80 689	
53	3 249	86 288	

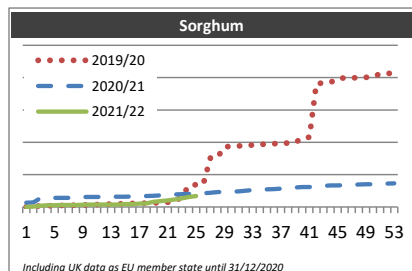
Oats			
week	2019/20	2020/21	2021/22
1	2	0	135
2	113	88	331
3	141	110	415
4	188	154	506
5	215	176	788
6	262	198	875
7	262	220	1 007
8	284	243	1 065
9	307	337	1 211
10	307	404	1 268
11	329	492	1 400
12	351	492	1 694
13	374	541	1 942
14	418	637	3 479
15	462	744	3 791
16	545	821	4 204
17	568	958	4 583
18	610	1 002	4 884
19	654	1 073	5 207
20	677	1 125	5 447
21	707	1 169	12 555
22	770	1 237	12 860
23	792	1 242	13 285
24	876	1 330	13 435
25	943	1 379	13 573
26	943	1 423	
27	944	1 423	
28	944	1 895	
29	1 008	2 404	
30	1 424	2 524	
31	1 600	2 584	
32	1 630	3 035	
33	1 674	3 580	
34	1 746	4 190	
35	1 748	4 526	
36	1 792	5 112	
37	1 849	8 800	
38	2 290	8 999	
39	2 557	12 024	
40	2 557	12 468	
41	2 557	12 815	
42	2 557	13 165	
43	2 558	13 518	
44	2 558	13 909	
45	2 582	14 313	
46	2 604	14 640	
47	2 670	17 770	
48	2 716	18 369	
49	2 738	18 917	
50	2 776	19 297	
51	2 864	19 614	
52	2 909	19 965	
53	2 953	20 045	

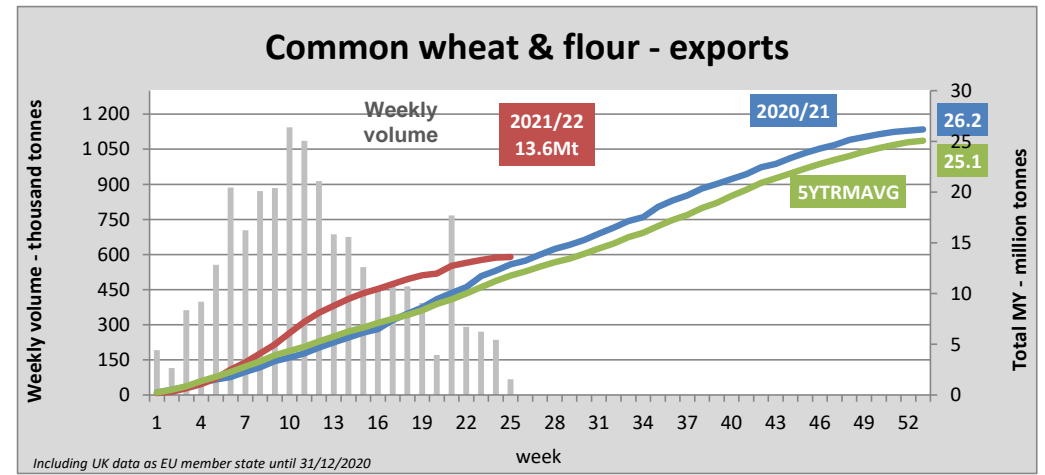
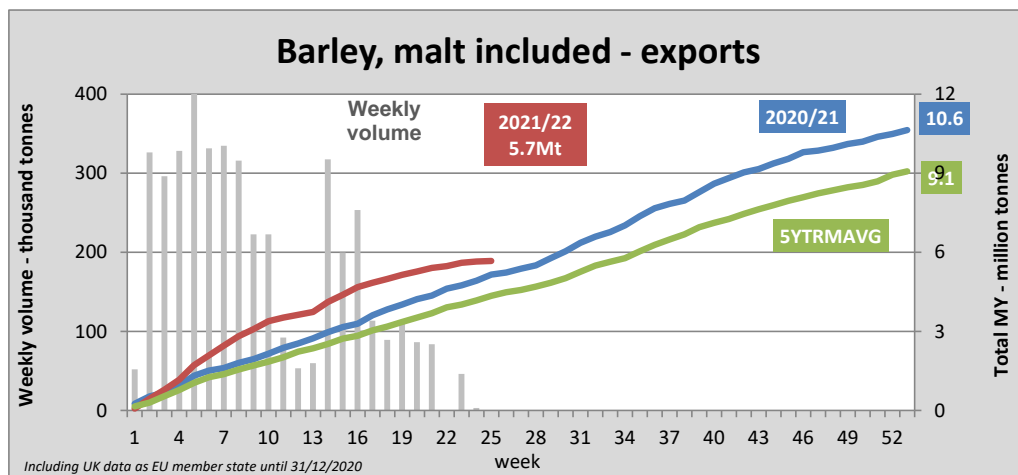
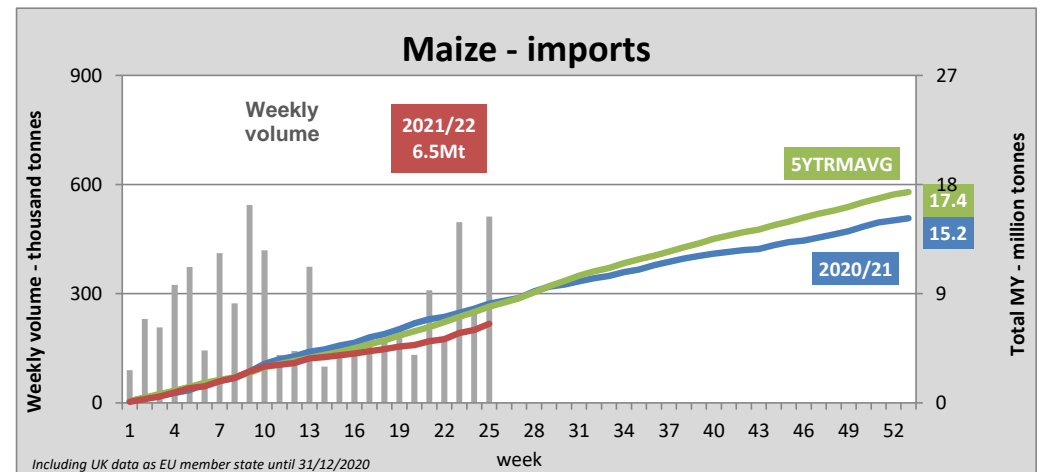
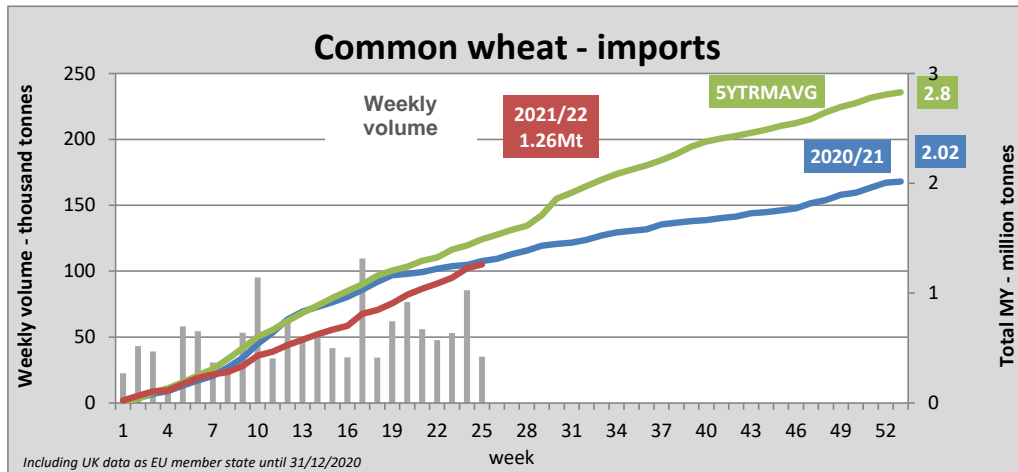


Week 1 to 25 from 01/07/2021 to 19/12/2021

(tonnes)

Sorghum			
week	2019/20	2020/21	2021/22
1	206	2 653	86
2	472	2 727	218
3	583	5 479	820
4	789	5 531	1 044
5	852	5 627	1 126
6	945	5 695	1 188
7	1 052	5 697	1 210
8	1 137	5 721	1 235
9	1 244	6 172	1 361
10	1 354	6 174	1 447
11	1 510	6 243	1 497
12	1 780	6 269	1 498
13	1 850	6 364	1 544
14	1 892	6 387	1 560
15	2 109	6 409	1 723
16	2 262	6 539	1 766
17	2 352	6 629	2 035
18	2 379	6 835	2 213
19	2 473	6 966	3 274
20	2 675	7 168	3 671
21	2 941	7 623	4 117
22	3 203	7 789	4 606
23	6 533	7 926	5 399
24	13 531	8 125	6 262
25	13 828	8 282	6 749
26	13 918	8 461	
27	30 270	8 818	
28	30 485	9 200	
29	37 223	9 365	
30	37 489	9 526	
31	37 775	9 658	
32	38 117	10 077	
33	38 317	10 505	
34	38 649	10 799	
35	38 802	10 903	
36	39 086	11 083	
37	39 327	11 333	
38	39 598	11 618	
39	39 732	12 022	
40	42 902	12 297	
41	43 112	12 411	
42	76 240	12 799	
43	76 819	13 110	
44	77 061	13 327	
45	79 554	13 403	
46	79 736	13 528	
47	79 761	13 750	
48	80 094	13 864	
49	80 226	13 985	
50	80 385	14 117	
51	82 471	14 337	
52	82 566	14 535	
53	82 653	14 602	





Calendar of Marketing Year weeks

Week	2019/20		2020/21		2021/22	
	Start	End	Start	End	Start	End
1	01/07/2019	07/07/2019	01/07/2020	05/07/2020	01/07/2021	04/07/2021
2	08/07/2019	14/07/2019	06/07/2020	12/07/2020	05/07/2021	11/07/2021
3	15/07/2019	21/07/2019	13/07/2020	19/07/2020	12/07/2021	18/07/2021
4	22/07/2019	28/07/2019	20/07/2020	26/07/2020	19/07/2021	25/07/2021
5	29/07/2019	04/08/2019	27/07/2020	02/08/2020	26/07/2021	01/08/2021
6	05/08/2019	11/08/2019	03/08/2020	09/08/2020	02/08/2021	08/08/2021
7	12/08/2019	18/08/2019	10/08/2020	16/08/2020	09/08/2021	15/08/2021
8	19/08/2019	25/08/2019	17/08/2020	23/08/2020	16/08/2021	22/08/2021
9	26/08/2019	01/09/2019	24/08/2020	30/08/2020	23/08/2021	29/08/2021
10	02/09/2019	08/09/2019	31/08/2020	06/09/2020	30/08/2021	05/09/2021
11	09/09/2019	15/09/2019	07/09/2020	13/09/2020	06/09/2021	12/09/2021
12	16/09/2019	22/09/2019	14/09/2020	20/09/2020	13/09/2021	19/09/2021
13	23/09/2019	29/09/2019	21/09/2020	27/09/2020	20/09/2021	26/09/2021
14	30/09/2019	06/10/2019	28/09/2020	04/10/2020	27/09/2021	03/10/2021
15	07/10/2019	13/10/2019	05/10/2020	11/10/2020	04/10/2021	10/10/2021
16	14/10/2019	20/10/2019	12/10/2020	18/10/2020	11/10/2021	17/10/2021
17	21/10/2019	27/10/2019	19/10/2020	25/10/2020	18/10/2021	24/10/2021
18	28/10/2019	03/11/2019	26/10/2020	01/11/2020	25/10/2021	31/10/2021
19	04/11/2019	10/11/2019	02/11/2020	08/11/2020	01/11/2021	07/11/2021
20	11/11/2019	17/11/2019	09/11/2020	15/11/2020	08/11/2021	14/11/2021
21	18/11/2019	24/11/2019	16/11/2020	22/11/2020	15/11/2021	21/11/2021
22	25/11/2019	01/12/2019	23/11/2020	29/11/2020	22/11/2021	28/11/2021
23	02/12/2019	08/12/2019	30/11/2020	06/12/2020	29/11/2021	05/12/2021
24	09/12/2019	15/12/2019	07/12/2020	13/12/2020	06/12/2021	12/12/2021
25	16/12/2019	22/12/2019	14/12/2020	20/12/2020	13/12/2021	19/12/2021
26	23/12/2019	29/12/2019	21/12/2020	27/12/2020	20/12/2021	26/12/2021
27	30/12/2019	05/01/2020	28/12/2020	03/01/2021	27/12/2021	02/01/2022
28	06/01/2020	12/01/2020	04/01/2021	10/01/2021	03/01/2022	09/01/2022
29	13/01/2020	19/01/2020	11/01/2021	17/01/2021	10/01/2022	16/01/2022
30	20/01/2020	26/01/2020	18/01/2021	24/01/2021	17/01/2022	23/01/2022
31	27/01/2020	02/02/2020	25/01/2021	31/01/2021	24/01/2022	30/01/2022
32	03/02/2020	09/02/2020	01/02/2021	07/02/2021	31/01/2022	06/02/2022
33	10/02/2020	16/02/2020	08/02/2021	14/02/2021	07/02/2022	13/02/2022
34	17/02/2020	23/02/2020	15/02/2021	21/02/2021	14/02/2022	20/02/2022
35	24/02/2020	01/03/2020	22/02/2021	28/02/2021	21/02/2022	27/02/2022
36	02/03/2020	08/03/2020	01/03/2021	07/03/2021	28/02/2022	06/03/2022
37	09/03/2020	15/03/2020	08/03/2021	14/03/2021	07/03/2022	13/03/2022
38	16/03/2020	22/03/2020	15/03/2021	21/03/2021	14/03/2022	20/03/2022
39	23/03/2020	29/03/2020	22/03/2021	28/03/2021	21/03/2022	27/03/2022
40	30/03/2020	05/04/2020	29/03/2021	04/04/2021	28/03/2022	03/04/2022
41	06/04/2020	12/04/2020	05/04/2021	11/04/2021	04/04/2022	10/04/2022
42	13/04/2020	19/04/2020	12/04/2021	18/04/2021	11/04/2022	17/04/2022
43	20/04/2020	26/04/2020	19/04/2021	25/04/2021	18/04/2022	24/04/2022
44	27/04/2020	03/05/2020	26/04/2021	02/05/2021	25/04/2022	01/05/2022
45	04/05/2020	10/05/2020	03/05/2021	09/05/2021	02/05/2022	08/05/2022
46	11/05/2020	17/05/2020	10/05/2021	16/05/2021	09/05/2022	15/05/2022
47	18/05/2020	24/05/2020	17/05/2021	23/05/2021	16/05/2022	22/05/2022
48	25/05/2020	31/05/2020	24/05/2021	30/05/2021	23/05/2022	29/05/2022
49	01/06/2020	07/06/2020	31/05/2021	06/06/2021	30/05/2022	05/06/2022
50	08/06/2020	14/06/2020	07/06/2021	13/06/2021	06/06/2022	12/06/2022
51	15/06/2020	21/06/2020	14/06/2021	20/06/2021	13/06/2022	19/06/2022
52	22/06/2020	28/06/2020	21/06/2021	27/06/2021	20/06/2022	26/06/2022
53	29/06/2020	30/06/2020	28/06/2021	30/06/2021	27/06/2022	30/06/2022