

In this report data for France are incomplete
As of July 2021 the weekly reports are published on Tuesdays at 16h

Trade monitoring through customs surveillance data

The TAXUD surveillance system ("customs surveillance") records and centralizes all trade data (import and exports) directly from the national customs authorities on a daily basis. For each transaction, the stored data contain the information available on the Single Administrative Document (SAD), including the volume and origin of the consignment.

As surveillance system does not include intra-trade data, the UK data as EU partner can't be displayed before 1/1/2021. The data as of 1/1/2021 is therefore not comparable with the data until 31/12/2020.

According to Art.55(2) of Commission Implementing Regulation (EU) 2015/2447, the customs authorities shall provide the Commission at least once a week with data on customs declarations for the goods that have been made subject to surveillance at release for free circulation or at export.

The "customs surveillance" data provide actual and prompt information about the trade (import/export) transaction in terms of volume and origin or destination. The European Commission aims to improve data quality and provide as recent and accurate information as possible. However, Surveillance data are created on the basis of declarations that may be modified, corrected or deleted. Additionally, the legal basis (Regulation (EU) 2015/2447) allows that on specific occasions declaration data may be forwarded with a delay. Therefore, it cannot be guaranteed that information provided is free of errors or that it will not be amended. The European Commission accepts no responsibility with regard to such problems incurred as a result of using these data.

* The United Kingdom is no longer a Member State of the European Union, however until the end of the transition period it was still a part of the EU Customs Union. Due to the absence of intra-trade data in the surveillance system, the totals of the EU trade data therefore also include the UK data until 31/12/2020. The data as of 1/1/2021 is therefore not comparable with the data until 31/12/2020.

Publication of data

This report is published on a weekly basis. In case of a technical issue or another constraint causing delay of the publication, please note that the next upload will be done in the coming days at 12h or 16h.

The data are expressed in quantity of the product itself, unless otherwise stated.
Below the specifications of the products included in the report.

Product	CN code
Soyabeans	1201 10 00; 1201 90 00
Rapeseed	1205 10 10; 1205 10 90; 1205 90 00
Sunflowerseed	1206 00 10; 1206 00 91; 1206 00 99
Soyameal	2304 00 00
Rapeseed meal	2306 41 00; 2306 49 00
Sunflowerseed meal	2306 30 00
Soyaoil	1507 10 10; 1507 10 90; 1507 90 10; 1507 90 90
Rapeseed oil	1514 11 10; 1514 11 90; 1514 19 10; 1514 19 90; 1514 91 10; 1514 91 90; 1514 99 10; 1514 99 90
Sunflowerseed oil	1512 11 10; 1512 11 91; 1512 11 99; 1512 19 10; 1512 19 90
Palm oil	1511 10 10; 1511 10 90; 1511 90 11; 15119019; 15119091; 15119099

- XI refers to Northern Ireland
- the weekly reference period is from Monday to Sunday

Cumul of week 1 to 25

	EU*		EU + UK		EU + UK	
	01/07/2021 - 19/12/2021		01/07/2020 - 20/12/2020		01/07/2019 - 22/12/2019	
	Export	Import	Export	Import	Export	Import
(tonnes)						
Soyabeans	191 870	5 967 341	125 381	6 974 149	144 495	6 658 597
Rapeseed	333 853	2 088 256	8 773	3 375 065	10 745	3 633 476
Sunflowerseed	157 913	209 709	221 068	601 323	229 437	394 721
Total seeds	683 636	8 265 306	355 222	10 950 537	384 678	10 686 794
Soyameal	403 467	6 639 845	232 155	8 753 876	231 457	9 417 800
Rapeseed meal	337 253	287 539	238 413	198 505	204 723	191 679
Sunflowerseed meal	338 693	761 329	207 363	1 131 590	259 761	1 312 298
Total meals	1 079 413	7 688 712	677 931	10 083 972	695 940	10 921 777
Soyaoil	476 854	257 959	282 048	254 908	245 062	254 445
Rapeseed oil	169 166	290 226	155 243	146 233	81 797	162 335
Sunflowerseed oil	270 181	760 650	262 718	833 276	233 230	949 635
Palm oil	96 035	2 542 101	36 779	2 966 205	67 142	2 659 956
Total oils	1 012 236	3 850 935	736 788	4 200 622	627 230	4 026 372
General Total	2 775 285	19 804 953	1 769 941	25 235 131	1 707 847	25 634 942

* The United Kingdom is no longer a Member State of the European Union, however until the end of the transition period it was still a part of the EU Customs Union. Due to the absence of intra-trade data in the surveillance system, the totals of the EU trade data therefore also include the UK data until 31/12/2020. The data as of 1/1/2021 is therefore not comparable with the data until 31/12/2020.

Week 1 to 25 from 01/07/2021 to 19/12/2021

Summary

Import (tonnes)	Soyabeans	Rapeseed	Sunflower-seed	Soyameal	Rapeseed meal	Sunflower-seed meal	Soyaoil	Rapeseed oil	Sunflower-seed oil	Palm oil
BE	90 963	601 682	582	34 428		10 495	96	10 780	992	120 416
BG	262	25 457	59 184	3 013			10 764	10 282	6 105	429
CZ	527	5 119	2 666	443		187	515	647	3 480	35
DK	726	11	878	419 526	605	65 823	27 310	14 350	652	32 373
DE	1 055 721	500 317	9 010	453 582	12 793	52 664	626	6 491	1 089	108 425
EE			3 843	1 029	1 009	2 082	94	1 713	1 990	
IE	5 634	15	387	232 732	17 981	5 834	402	1 297	1 228	917
EL	89 310		1 485	234 325	3 188	11 837	3 771	107	3 036	46 374
ES	1 459 495		19 462	1 214 865	55 819	55 672	92 709	113	214 121	673 044
FR	82 418	190 534	2 548	170 732	21 398	49 968	622	127	21 760	33 640
HR	175	908	692	1 617		592	442	1 982	19 800	4 779
IT	919 576		1 898	701 115	7 339	109 107	23	5 240	127 663	725 202
CY			21	31 750			637	373	979	27
LV		50	512	3 760	18 153	21 770	226	28 289	2 956	12
LT	691		807	10 071	39 868	10 937	4 778	33 113	11 525	
LU			9							
HU	11 947	8 270	15 355	155			1 266		2 294	506
MT							85	4	566	131
NL	1 751 437	582 495	8 158	1 099 608	8 262	206 023	6 935	87 426	222 518	751 058
AT	436	1 399	3 533	47		313	144	1 969	10 899	1
PL	13 729	80 922	6 691	1 174 065	30 163	103 641	89 902	76 686	65 620	161
PT	394 855	40 384	175	38 968				6	7 995	3 218
RO	78 558	42 521	70 707	270 651	46		573	1	7 754	5 067
SI	2 087	115	213	399 079	7 445	41 015	2 521	3 800	16 239	
SK	481	14	154					273	5 827	
FI	3 318			20 039	49 785	2 194	164	115	1	8
SE	4 909	8 040	351	77 173	11 497	8 175	12 355	3 524	946	35 776
XI	83		389	47 074	2 187	3 000	999	1 516	2 616	503
EU*	5 967 341	2 088 256	209 709	6 639 845	287 539	761 329	257 959	290 226	760 650	2 542 101

* The United Kingdom is no longer a Member State of the European Union, however until the end of the transition period it was still a part of the EU Customs Union. Due to the absence of intra-trade data in the surveillance system, the totals of the EU trade data therefore also include the UK data until 31/12/2020. The data as of 1/1/2021 is therefore not comparable with the data until 31/12/2020.

Top 5 import origins* - Marketing Year 2021/22 (update of 19/12/2021)

Soyabeans		
Origin	tonnes	share
Brazil	3 384 039	56.7%
United States of America	1 689 717	28.3%
Canada	685 628	11.5%
Ukraine	135 313	2.3%
Uruguay	16 529	0.3%

Rapeseed		
Origin	tonnes	share
Ukraine	1 515 883	72.6%
Australia	287 892	13.8%
Canada	92 627	4.4%
Moldova	64 975	3.1%
	53 779	2.6%

Sunflowerseed		
Origin	tonnes	share
Moldova	120 422	57.4%
Turkey	18 336	8.7%
Serbia	16 927	8.1%
China	16 583	7.9%
Ukraine	11 310	5.4%

Soyameal		
Origin	tonnes	share
Argentina	3 028 439	45.6%
Brazil	2 764 281	41.6%
Paraguay	297 897	4.5%
Russia	124 993	1.9%
United States of America	124 089	1.9%

Rapeseed meal		
Origin	tonnes	share
Ukraine	132 967	46.2%
Russia	67 209	23.4%
United Kingdom	52 988	18.4%
Belarus	26 709	9.3%

Sunflowerseed meal		
Origin	tonnes	share
Russia	272 847	35.8%
Argentina	241 645	31.7%
Ukraine	213 805	28.1%
Serbia	26 914	3.5%
Bosnia and Herzegovina	6 116	0.8%

Sunflowerseed oil		
Origin	tonnes	share
Ukraine	642 767	84.5%
Serbia	48 237	6.3%
Moldova	45 481	6.0%
Bosnia and Herzegovina	6 633	0.9%
United Kingdom	5 893	0.8%

Rapeseed oil		
Origin	tonnes	share
Ukraine	124 518	42.9%
Belarus	52 730	18.2%
Russia	49 431	17.0%
United Kingdom	29 473	10.2%
United Arab Emirates	15 314	5.3%

Soyaoil		
Origin	tonnes	share
Ukraine	91 335	35.4%
Argentina	89 615	34.7%
Norway	31 171	12.1%
Serbia	20 955	8.1%
Russia	19 154	7.4%

Palm oil		
Origin	tonnes	share
Indonesia	1 156 042	45.5%
Malaysia	537 581	21.1%
Guatemala	273 921	10.8%
Honduras	182 619	7.2%
Papua New Guinea	147 051	5.8%

* The United Kingdom is no longer a Member State of the European Union, however until the end of the transition period it was still a part of the EU Customs Union. Due to the absence of intra-trade data in the surveillance system, the totals of the EU trade data therefore also include the UK data until 31/12/2020. The data as of 1/1/2021 is therefore not comparable with the data until 31/12/2020.

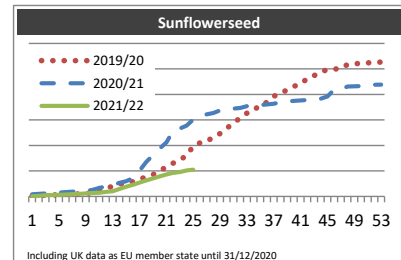
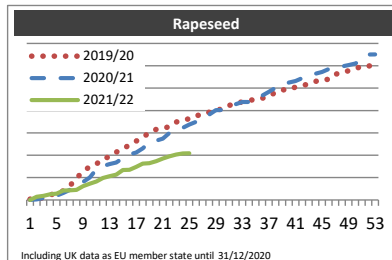
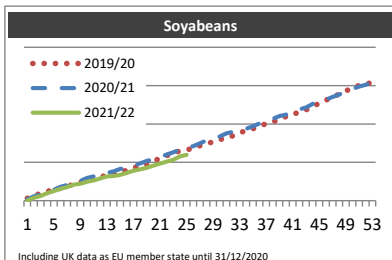
Week 1 to 25 from 01/07/2021 to 19/12/2021

(tonnes)

Soyabeans			
week	2019/20	2020/21	2021/22
1	310023	163413	13968
2	659 958	555 679	355 681
3	945 349	809 177	611 378
4	1 206 069	1 030 274	965 071
5	1 459 821	1 426 359	1 265 350
6	1 599 344	1 791 837	1 541 502
7	1 918 824	2 034 261	1 769 496
8	2 080 718	2 232 628	2 088 094
9	2 430 768	2 589 473	2 202 161
10	2 674 638	2 966 515	2 469 345
11	2 942 766	3 154 630	2 631 020
12	3 069 834	3 416 837	2 901 896
13	3 320 577	3 617 651	3 160 828
14	3 400 305	3 818 988	3 216 818
15	3 684 034	4 143 949	3 368 453
16	3 975 223	4 255 378	3 629 419
17	4 282 801	4 582 823	3 902 184
18	4 542 592	4 857 846	4 069 568
19	4 797 713	5 165 400	4 271 113
20	5 189 273	5 410 281	4 564 901
21	5 493 024	5 635 100	4 832 790
22	5 837 209	6 015 529	5 096 962
23	6 294 102	6 289 050	5 325 534
24	6 439 558	6 663 971	5 776 344
25	6 658 597	6 974 149	5 967 341
26	6 783 844	7 112 801	
27	7 153 195	7 484 344	
28	7 439 728	7 863 955	
29	7 658 418	8 091 846	
30	7 983 799	8 365 878	
31	8 168 745	8 787 113	
32	8 471 219	8 981 118	
33	8 849 052	9 189 977	
34	9 127 667	9 392 523	
35	9 378 265	9 690 569	
36	9 699 943	10 070 532	
37	10 039 587	10 404 236	
38	10 260 376	10 689 121	
39	10 609 179	11 036 823	
40	10 964 545	11 235 122	
41	11 270 664	11 580 078	
42	11 522 310	11 899 819	
43	11 816 886	12 145 357	
44	12 285 278	12 611 816	
45	12 699 528	12 966 532	
46	13 101 564	13 178 133	
47	13 556 222	13 516 294	
48	13 862 947	13 844 360	
49	14 302 368	14 289 220	
50	14 712 851	14 579 580	
51	15 013 397	14 896 660	
52	15 251 772	15 106 225	
53	15 363 646	15 421 357	

Rapeseed			
week	2019/20	2020/21	2021/22
1	37747	2303	1890
2	65 811	30 315	147 372
3	99 835	87 701	185 167
4	229 803	117 612	252 202
5	282 612	191 335	286 826
6	407 773	310 167	418 125
7	633 499	447 212	435 611
8	985 410	634 354	451 018
9	1 255 929	809 917	617 849
10	1 499 678	1 005 715	732 158
11	1 604 669	1 368 635	830 570
12	1 841 860	1 519 996	985 881
13	1 928 508	1 608 779	1 061 082
14	2 136 766	1 675 495	1 136 659
15	2 274 558	1 870 591	1 342 702
16	2 466 434	2 045 747	1 347 625
17	2 632 200	2 116 047	1 479 801
18	2 781 770	2 302 683	1 621 835
19	3 030 217	2 575 115	1 645 203
20	3 161 679	2 653 439	1 735 169
21	3 210 265	2 741 156	1 849 147
22	3 279 623	3 000 518	1 955 593
23	3 482 110	3 101 934	2 027 787
24	3 568 769	3 226 133	2 080 249
25	3 633 476	3 375 065	2 088 256
26	3 775 469	3 495 914	
27	3 798 068	3 654 993	
28	3 926 802	3 816 857	
29	3 959 863	4 020 847	
30	4 113 758	4 021 706	
31	4 234 166	4 086 795	
32	4 271 908	4 278 493	
33	4 400 563	4 385 639	
34	4 468 819	4 386 353	
35	4 469 503	4 450 697	
36	4 553 737	4 666 156	
37	4 625 305	4 836 258	
38	4 818 533	5 011 358	
39	4 928 847	5 126 993	
40	4 929 337	5 253 716	
41	5 055 893	5 316 458	
42	5 125 991	5 445 875	
43	5 177 918	5 515 224	
44	5 299 408	5 644 871	
45	5 390 588	5 725 852	
46	5 393 212	5 855 454	
47	5 611 744	5 910 269	
48	5 713 407	5 968 406	
49	5 775 457	6 034 738	
50	5 856 811	6 098 157	
51	5 989 247	6 249 596	
52	5 989 491	6 508 651	
53	6 009 330	6 508 775	

Sunflowerseed			
week	2019/20	2020/21	2021/22
1	3528	16761	1412
2	6 041	19 897	4 143
3	7 883	23 107	10 127
4	11 071	27 803	11 958
5	13 808	31 016	13 816
6	16 190	34 177	15 461
7	17 824	37 766	17 762
8	19 907	39 963	19 842
9	22 700	42 104	23 107
10	28 546	50 780	26 189
11	49 237	67 467	29 345
12	61 513	78 060	34 828
13	80 498	88 232	41 594
14	94 303	107 383	57 978
15	107 384	118 575	74 995
16	115 935	143 817	91 530
17	137 734	201 932	108 749
18	150 504	272 010	126 335
19	170 287	323 928	141 259
20	200 706	374 526	156 333
21	231 753	424 028	172 104
22	260 328	513 431	184 099
23	286 195	533 627	191 342
24	319 118	554 478	203 014
25	394 721	601 323	209 709
26	419 524	621 950	
27	429 372	643 023	
28	467 347	653 515	
29	493 675	675 330	
30	534 495	681 005	
31	576 932	689 028	
32	616 164	694 016	
33	651 580	707 479	
34	672 001	711 184	
35	722 603	716 177	
36	736 756	720 903	
37	785 624	727 605	
38	808 103	738 091	
39	835 176	746 185	
40	863 911	749 580	
41	881 232	753 289	
42	926 181	756 451	
43	947 194	760 965	
44	977 468	766 958	
45	993 849	784 670	
46	998 495	837 101	
47	1 003 066	840 648	
48	1 034 700	861 598	
49	1 039 901	863 564	
50	1 043 801	866 075	
51	1 047 661	871 040	
52	1 051 590	875 304	
53	1 053 602	876 697	



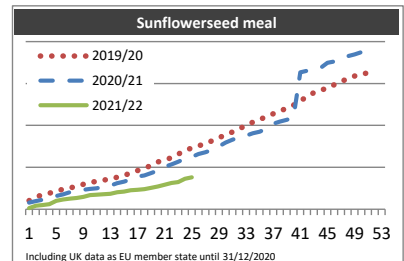
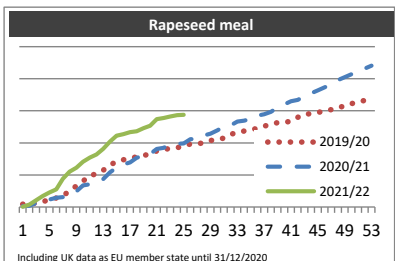
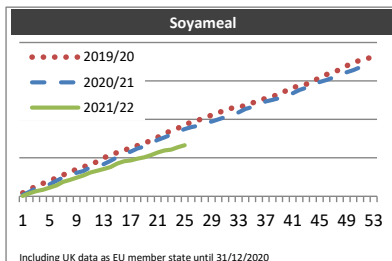
Week 1 to 25 from 01/07/2021 to 19/12/2021

(tonnes)

Soyameal			
week	2019/20	2020/21	2021/22
1	447846	179510	52604
2	838 845	576 192	390 984
3	1 351 130	1 037 063	669 965
4	1 684 189	1 292 127	854 907
5	2 002 232	1 571 296	1 135 410
6	2 435 313	2 012 516	1 432 248
7	2 803 690	2 448 836	1 880 799
8	3 049 882	2 810 433	2 134 442
9	3 584 915	3 063 572	2 422 370
10	3 819 750	3 277 846	2 698 860
11	4 119 548	3 774 628	3 073 248
12	4 489 207	4 021 207	3 307 946
13	5 001 354	4 168 888	3 554 846
14	5 368 977	4 605 061	3 810 252
15	5 691 468	5 100 524	4 262 644
16	5 899 897	5 531 856	4 549 663
17	6 404 997	5 819 215	4 665 206
18	6 598 786	6 204 174	4 890 733
19	6 902 592	6 469 839	5 064 647
20	7 255 491	6 947 594	5 362 232
21	7 674 392	7 326 283	5 689 893
22	8 158 273	7 658 005	5 957 137
23	8 513 855	8 013 975	6 082 428
24	8 857 268	8 411 736	6 387 511
25	9 417 800	8 753 876	6 639 845
26	9 565 492	8 991 053	
27	9 895 261	9 174 789	
28	10 240 003	9 527 028	
29	10 567 807	9 732 586	
30	10 889 206	10 007 934	
31	11 149 912	10 284 783	
32	11 465 341	10 492 484	
33	11 586 258	10 936 367	
34	11 820 746	11 366 764	
35	12 130 972	11 624 710	
36	12 448 547	11 926 087	
37	12 725 561	12 343 448	
38	12 965 321	12 527 313	
39	13 305 472	12 767 494	
40	13 714 153	13 063 946	
41	14 186 368	13 385 775	
42	14 330 391	13 831 818	
43	14 571 744	14 131 465	
44	14 910 831	14 328 170	
45	15 461 435	14 867 659	
46	15 841 377	15 116 209	
47	16 099 437	15 435 614	
48	16 498 713	15 696 573	
49	16 954 529	16 115 386	
50	17 417 711	16 419 175	
51	17 692 638	16 778 622	
52	17 929 168	16 991 582	
53	18 079 264	17 286 838	

Rapeseed meal			
week	2019/20	2020/21	2021/22
1	8809	2517	787
2	8 988	4 198	7 298
3	12 171	12 303	21 470
4	17 247	15 713	34 669
5	22 264	23 499	45 556
6	28 374	28 772	55 018
7	33 463	31 119	88 211
8	51 416	33 891	109 839
9	65 495	48 922	122 558
10	80 547	67 123	141 347
11	99 319	71 166	154 178
12	102 563	79 202	164 148
13	114 515	86 934	180 785
14	130 718	108 011	203 737
15	141 476	122 229	222 149
16	147 646	133 128	227 471
17	152 441	138 726	233 610
18	156 097	153 843	235 866
19	161 152	160 494	245 534
20	164 849	165 189	253 732
21	174 664	181 101	274 371
22	180 414	184 631	277 569
23	182 002	195 504	282 246
24	184 661	196 660	286 811
25	191 679	198 505	287 539
26	196 014	211 655	
27	197 797	212 980	
28	199 410	222 791	
29	206 956	228 456	
30	211 020	238 662	
31	214 862	250 529	
32	227 309	254 702	
33	231 428	266 354	
34	236 858	269 362	
35	241 011	274 855	
36	244 903	285 308	
37	251 849	289 407	
38	258 161	296 634	
39	263 237	310 256	
40	264 321	320 241	
41	267 373	329 839	
42	279 749	334 274	
43	289 961	344 713	
44	290 759	354 887	
45	294 986	363 564	
46	299 881	373 616	
47	303 665	381 741	
48	311 282	396 079	
49	314 151	404 659	
50	321 997	414 231	
51	326 847	425 820	
52	332 638	431 873	
53	333 201	440 814	

Sunflowerseed meal			
week	2019/20	2020/21	2021/22
1	63280	35885	26171
2	138 678	94 071	83 178
3	205 783	157 119	97 824
4	289 328	195 625	120 209
5	347 171	227 778	197 895
6	383 784	269 888	232 802
7	423 921	313 975	251 060
8	478 707	351 413	266 076
9	507 084	405 908	293 834
10	547 535	440 182	337 912
11	596 511	462 890	349 095
12	641 178	484 228	357 181
13	662 601	500 761	370 637
14	697 210	548 793	405 882
15	723 278	564 030	423 091
16	765 359	620 328	452 987
17	804 475	658 886	464 746
18	864 733	712 979	479 665
19	919 967	778 803	510 901
20	978 020	804 815	543 436
21	1 045 033	864 744	585 586
22	1 127 407	923 726	625 071
23	1 180 564	1 013 539	650 551
24	1 229 300	1 068 096	727 150
25	1 312 298	1 131 590	761 329
26	1 407 890	1 205 810	
27	1 459 246	1 249 601	
28	1 513 869	1 314 916	
29	1 564 617	1 361 293	
30	1 635 839	1 416 868	
31	1 712 545	1 502 772	
32	1 763 303	1 589 189	
33	1 845 200	1 659 070	
34	1 915 985	1 714 347	
35	2 003 837	1 753 703	
36	2 076 984	1 813 403	
37	2 134 051	1 850 782	
38	2 218 191	1 926 164	
39	2 275 592	2 037 289	
40	2 341 476	2 092 593	
41	2 413 028	2 134 387	
42	2 484 027	2 191 314	
43	2 597 276	3 265 944	
44	2 670 900	3 302 774	
45	2 782 796	3 343 241	
46	2 847 492	3 374 795	
47	2 884 017	3 491 620	
48	2 972 159	3 526 485	
49	3 043 941	3 589 067	
50	3 116 769	3 650 519	
51	3 179 278	3 693 633	
52	3 229 235	3 748 901	
53	3 249 606	3 782 850	



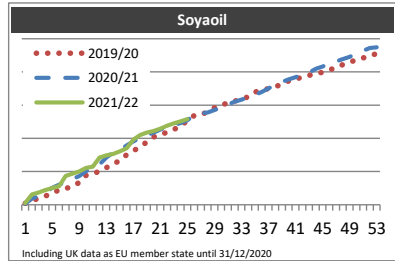
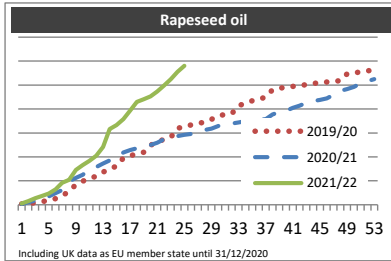
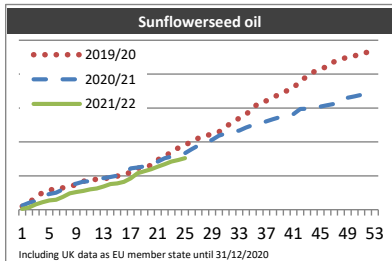
Week 1 to 25 from 01/07/2021 to 19/12/2021

(tonnes)

Sunflowerseed oil			
week	2019/20	2020/21	2021/22
1	48389	61274	11291
2	106 735	99 767	32 967
3	178 300	127 510	78 208
4	255 070	206 284	112 493
5	287 556	233 077	136 542
6	312 808	250 043	147 301
7	321 209	300 503	188 454
8	343 352	369 020	239 863
9	370 416	384 067	261 224
10	420 463	412 657	277 952
11	432 432	419 245	299 052
12	448 407	432 728	314 364
13	454 881	467 867	343 845
14	472 463	483 678	376 938
15	494 846	502 637	389 176
16	516 041	525 811	411 904
17	554 109	608 046	461 511
18	610 524	622 687	537 978
19	640 288	639 838	567 681
20	652 239	688 166	596 879
21	741 098	711 439	634 206
22	768 624	758 539	672 228
23	866 706	780 977	711 076
24	910 013	806 081	732 862
25	949 635	833 276	760 650
26	1 013 402	893 670	
27	1 056 412	949 863	
28	1 083 278	987 515	
29	1 123 548	1 031 403	
30	1 146 406	1 091 421	
31	1 220 805	1 123 181	
32	1 294 958	1 154 624	
33	1 349 119	1 167 263	
34	1 404 079	1 212 402	
35	1 501 587	1 249 703	
36	1 580 182	1 267 437	
37	1 605 404	1 302 958	
38	1 657 058	1 335 761	
39	1 710 733	1 364 233	
40	1 752 397	1 388 961	
41	1 795 446	1 412 058	
42	1 905 328	1 484 924	
43	1 960 761	1 489 500	
44	2 035 550	1 504 373	
45	2 083 918	1 521 859	
46	2 109 639	1 540 512	
47	2 184 207	1 561 691	
48	2 218 726	1 580 489	
49	2 252 010	1 651 194	
50	2 269 990	1 673 660	
51	2 307 362	1 695 966	
52	2 323 351	1 714 380	
53	2 336 644	1 723 091	

Rapeseed oil			
week	2019/20	2020/21	2021/22
1	1712	1175	2605
2	2 815	5 573	7 601
3	3 928	8 591	13 727
4	6 523	10 444	18 477
5	9 599	17 557	23 541
6	12 589	24 336	31 924
7	19 294	30 856	45 908
8	27 316	48 618	52 160
9	42 334	55 911	72 843
10	49 283	62 685	82 765
11	55 079	73 567	91 872
12	59 497	78 739	102 382
13	68 341	86 113	120 708
14	74 845	92 598	157 962
15	80 516	98 040	166 579
16	97 591	109 291	178 874
17	102 350	114 035	196 868
18	106 372	117 987	214 801
19	109 618	122 604	220 308
20	123 779	125 079	226 424
21	132 867	129 502	236 381
22	135 764	136 800	248 864
23	140 973	139 955	262 414
24	160 048	143 541	277 546
25	162 335	146 233	290 226
26	166 975	148 025	
27	170 236	151 098	
28	172 314	156 195	
29	178 270	159 136	
30	185 664	164 771	
31	188 504	167 364	
32	190 263	169 696	
33	206 809	171 975	
34	212 045	174 880	
35	217 297	176 071	
36	220 235	177 682	
37	224 978	178 864	
38	240 234	188 574	
39	243 632	193 458	
40	245 436	196 499	
41	246 954	202 230	
42	249 078	206 998	
43	250 715	212 877	
44	253 270	216 687	
45	255 334	218 839	
46	256 190	222 057	
47	257 635	229 436	
48	258 916	237 685	
49	273 409	241 589	
50	275 641	246 343	
51	277 240	253 532	
52	279 732	258 415	
53	280 694	262 326	

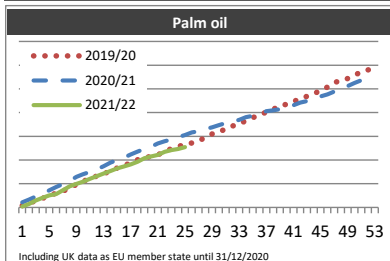
Soyaoil			
week	2019/20	2020/21	2021/22
1	4147	3142	4919
2	12 459	18 365	31 144
3	18 818	26 725	36 798
4	26 165	37 959	44 372
5	33 813	51 088	50 120
6	44 973	60 397	55 571
7	49 335	68 736	86 649
8	55 237	77 396	93 717
9	67 074	86 162	100 328
10	88 377	101 124	110 709
11	94 468	112 405	114 666
12	100 395	121 536	141 908
13	111 802	142 066	148 894
14	123 655	156 883	153 078
15	132 489	164 181	160 878
16	150 585	178 523	170 096
17	161 892	190 536	196 208
18	174 553	201 258	209 737
19	188 590	209 001	217 086
20	203 955	217 547	221 717
21	211 727	226 999	229 138
22	217 922	234 614	237 858
23	227 309	240 806	245 222
24	235 150	245 739	251 139
25	254 445	254 908	257 959
26	268 343	270 369	
27	270 511	274 960	
28	280 226	278 005	
29	291 811	285 198	
30	301 038	292 416	
31	305 822	301 869	
32	312 268	310 205	
33	316 523	316 593	
34	325 590	323 579	
35	339 611	330 968	
36	343 007	339 870	
37	350 384	350 451	
38	356 018	360 966	
39	363 184	370 086	
40	373 351	377 765	
41	378 385	384 643	
42	384 152	392 415	
43	389 822	398 289	
44	394 768	409 890	
45	399 178	416 222	
46	406 218	424 934	
47	412 792	431 414	
48	422 133	438 813	
49	429 766	445 509	
50	435 985	455 419	
51	442 456	463 996	
52	448 909	472 154	
53	455 078	474 199	



Week 1 to 25 from 01/07/2021 to 19/12/2021

(tonnes)

Palm oil			
week	2019/20	2020/21	2021/22
1	80388	89490	37895
2	169 348	214 613	141 651
3	297 777	335 253	295 781
4	382 301	465 888	409 205
5	518 719	567 372	513 584
6	594 984	723 520	564 740
7	673 511	865 803	720 120
8	839 452	985 514	887 571
9	966 277	1 126 309	993 278
10	1 099 699	1 293 478	1 085 695
11	1 231 987	1 405 815	1 208 077
12	1 318 001	1 499 626	1 317 647
13	1 435 882	1 606 954	1 428 347
14	1 515 825	1 737 741	1 538 115
15	1 660 826	1 891 987	1 648 778
16	1 761 141	1 997 148	1 733 879
17	1 890 041	2 101 959	1 811 389
18	2 005 284	2 230 820	1 924 565
19	2 104 605	2 352 967	2 071 756
20	2 150 778	2 466 587	2 146 976
21	2 224 184	2 555 917	2 217 192
22	2 342 893	2 698 317	2 347 228
23	2 486 093	2 787 257	2 416 310
24	2 564 773	2 866 567	2 462 324
25	2 659 956	2 966 205	2 542 101
26	2 715 865	3 050 176	
27	2 800 950	3 165 896	
28	2 953 893	3 210 614	
29	3 101 804	3 301 596	
30	3 198 323	3 377 427	
31	3 295 120	3 474 290	
32	3 431 320	3 553 425	
33	3 514 932	3 620 068	
34	3 659 478	3 698 774	
35	3 785 493	3 802 239	
36	3 887 675	3 861 704	
37	4 024 784	3 951 026	
38	4 136 260	4 056 969	
39	4 300 145	4 094 277	
40	4 345 712	4 145 351	
41	4 476 901	4 219 180	
42	4 556 526	4 314 230	
43	4 695 315	4 420 955	
44	4 787 813	4 482 032	
45	4 944 777	4 591 074	
46	5 076 116	4 681 291	
47	5 266 053	4 767 613	
48	5 343 386	4 885 295	
49	5 432 930	5 016 082	
50	5 576 683	5 115 608	
51	5 719 577	5 253 521	
52	5 795 873	5 366 551	
53	5 836 989	5 433 189	



Week 1 to 25 from 01/07/2021 to 19/12/2021

Summary

Export (tonnes)	Soyabeans	Rapeseed	Sunflower- seed	Soyameal	Rapeseed meal	Sunflower- seed meal	Soyaoil	Rapeseed oil	Sunflower- seed oil	Palm oil
BE	5 139	5	122	5 098	5 882		3 480	24 074	13 644	943
BG	1	12	75 927		7 132	180 535		8	72 567	344
CZ		1	11			1		52	361	
DK	96	108	138	742	7 573	32	384	23 016	31	8 383
DE	1 303	8 920	1 215	68 176	87 762	25 150	27 172	31 952	7 177	14 580
EE		19 151	1				402	8 189	588	
IE	4	13 487								
EL			52	27 462	340	266	615	1 674	1 165	1 749
ES	6 696	32 298	2 643	28 435	2 534	5 015	198 065	4 219	46 654	6 928
FR	4 055	43 843	6 448	696	21 934	5 331	4 296	20 775	34 558	32
HR	83 698	2 115	9 082	925	252	203		562	3 460	335
IT	2 405	20	37	13 168	504	1 208	50 376	1 639	6 624	3 041
CY									13	
LV	3 300	91 893	4	2 469	20 450			2 088	8	
LT		106 446	119	48 746	19 214			52	12	2
LU	1									
HU	4 926	244	943	3 034	337	4 247		349	15 484	30
MT										45
NL	217	11 202	1 396	148 339	12 402	22 377	158 323	32 280	15 445	51 687
AT	1 124	205	2 875	8 346	3 901	1 604	278	2 597	2 660	46
PL	1	2 286	504	2 715	3 161	1	195	3 909	879	78
PT	486		5	13 669	127	13 376	32 790	620	2 949	74
RO	78 417	1 517	53 814	31 373	101 170	79 345		388	44 795	10
SI		1	1	75				1 380	14	2
SK										
FI			1		19 000			157	4	
SE	1	102	2 574		23 578		477	9 186	1 087	7 728
XI										
EU*	191 870	333 853	157 913	403 467	337 253	338 693	476 854	169 166	270 181	96 035

* The United Kingdom is no longer a Member State of the European Union, however until the end of the transition period it was still a part of the EU Customs Union. Due to the absence of intra-trade data in the surveillance system, the totals of the EU trade data therefore also include the UK data until 31/12/2020. The data as of 1/1/2021 is therefore not comparable with the data until 31/12/2020.

Top 5 export destinations* - Marketing Year 2021/22 (update of 19/12/2021)

Soyabeans		
Destination	tonnes	share
Russia	89 340	46.6%
Serbia	42 242	22.0%
Norway	30 297	15.8%
Turkey	6 777	3.5%
Switzerland	6 239	3.3%

Rapeseed		
Destination	tonnes	share
United Kingdom	319 065	95.6%
Bosnia and Herzegovina	3 164	0.9%
Norway	2 958	0.9%
Switzerland	2 693	0.8%
	2 550	0.8%

Sunflowerseed		
Destination	tonnes	share
Turkey	53 753	34.0%
United Kingdom	23 140	14.7%
China	21 155	13.4%
United States of America	17 081	10.8%
Bosnia and Herzegovina	14 073	8.9%

Soyameal		
Destination	tonnes	share
United Kingdom	146 706	36.4%
Switzerland	62 543	15.5%
Uzbekistan	39 013	9.7%
Turkey	30 303	7.5%
North Macedonia	19 408	4.8%

Rapeseed meal		
Destination	tonnes	share
Norway	89 373	26.5%
Switzerland	86 037	25.5%
Israel	70 595	20.9%

Sunflowerseed meal		
Destination	tonnes	share
China	138 044	40.8%
United Kingdom	45 599	13.5%
Turkey	43 723	12.9%
Morocco	25 625	7.6%
Israel	24 941	7.4%

Sunflowerseed oil		
Destination	tonnes	share
South Africa	63 544	23.5%
United Kingdom	63 439	23.5%
United States of America	15 676	5.8%
Egypt	13 027	4.8%
Morocco	11 696	4.3%

Rapeseed oil		
Destination	tonnes	share
Norway	50 633	29.9%
China	34 680	20.5%
Israel	30 531	18.0%
United Kingdom	27 049	16.0%
Switzerland	6 424	3.8%

Soyaoil		
Destination	tonnes	share
Morocco	130 912	27.5%
United Kingdom	130 322	27.3%
Algeria	98 407	20.6%
South Africa	24 044	5.0%
Angola	15 433	3.2%

Palm oil		
Destination	tonnes	share
United Kingdom	51 659	53.8%
Russia	10 097	10.5%
Gibraltar	6 000	6.2%
Switzerland	5 199	5.4%
Uruguay	4 706	4.9%

* The United Kingdom is no longer a Member State of the European Union, however until the end of the transition period it was still a part of the EU Customs Union. Due to the absence of intra-trade data in the surveillance system, the totals of the EU trade data therefore also include the UK data until 31/12/2020. The data as of 1/1/2021 is therefore not comparable with the data until 31/12/2020.

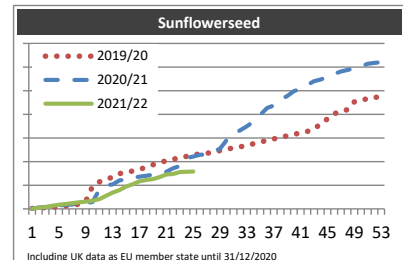
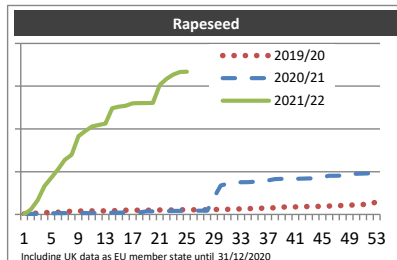
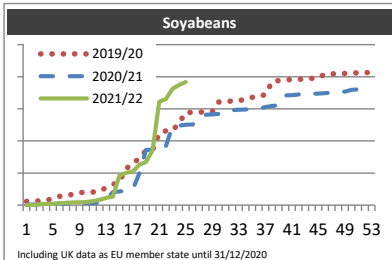
Week 1 to 25 from 01/07/2021 to 19/12/2021

(tonnes)

Soyabeans			
week	2019/20	2020/21	2021/22
1	5 842	730	171
2	6 554	1 194	831
3	6 665	1 430	1 370
4	6 786	1 671	1 869
5	11 525	2 067	2 455
6	13 880	2 353	2 763
7	13 997	2 567	3 721
8	17 058	2 884	4 117
9	19 528	3 011	4 513
10	19 875	3 117	4 786
11	20 355	3 321	6 067
12	22 139	3 925	8 374
13	27 193	7 269	11 354
14	31 870	20 230	13 242
15	36 878	21 185	45 991
16	57 558	22 221	50 167
17	62 598	23 959	52 321
18	74 512	49 652	63 000
19	84 604	85 883	67 156
20	85 246	86 365	85 529
21	112 132	90 801	161 124
22	115 725	91 468	165 300
23	116 342	123 174	181 175
24	128 104	123 952	187 277
25	144 495	125 381	191 870
26	144 543	125 680	
27	144 853	128 876	
28	145 256	140 791	
29	145 509	141 409	
30	160 782	141 962	
31	161 645	142 850	
32	162 211	147 799	
33	163 064	148 523	
34	164 579	149 112	
35	168 048	149 836	
36	168 913	150 521	
37	172 245	152 854	
38	192 223	154 445	
39	194 039	155 586	
40	194 803	171 134	
41	195 610	171 498	
42	195 878	172 283	
43	196 929	172 885	
44	197 422	173 329	
45	198 072	173 852	
46	204 214	174 536	
47	204 463	175 488	
48	204 925	176 061	
49	205 209	176 684	
50	205 595	179 481	
51	206 107	180 163	
52	206 410	180 667	
53	206 515	180 850	

Rapeseed			
week	2019/20	2020/21	2021/22
1	1 123	391	490
2	1 955	1 006	11 786
3	3 050	1 661	32 963
4	4 088	2 206	66 063
5	4 859	2 674	85 589
6	5 291	2 984	106 206
7	5 612	3 118	127 820
8	7 781	3 148	139 481
9	7 975	3 228	182 963
10	8 081	3 279	195 014
11	8 127	3 372	205 868
12	8 194	3 439	209 273
13	8 275	3 666	212 305
14	8 392	4 297	248 666
15	9 766	4 372	252 030
16	9 839	4 469	254 245
17	9 966	4 567	260 154
18	9 986	4 928	260 493
19	9 987	7 222	260 622
20	10 008	7 407	260 983
21	10 125	7 483	302 780
22	10 377	7 869	317 030
23	10 455	8 156	327 186
24	10 672	8 438	333 362
25	10 745	8 773	333 853
26	10 745	8 811	
27	10 791	8 835	
28	11 037	8 892	
29	11 435	39 917	
30	11 810	67 537	
31	12 154	71 616	
32	12 390	71 810	
33	12 783	75 585	
34	13 496	75 669	
35	14 161	76 407	
36	14 558	79 569	
37	15 129	79 647	
38	15 478	82 615	
39	16 951	83 082	
40	17 484	83 211	
41	17 852	83 438	
42	18 156	83 620	
43	18 441	84 028	
44	18 843	84 369	
45	19 214	87 560	
46	19 612	90 238	
47	19 829	90 467	
48	21 108	90 980	
49	21 808	94 666	
50	22 300	95 222	
51	23 256	95 869	
52	23 968	96 314	
53	29 703	99 768	

Sunflowerseed			
week	2019/20	2020/21	2021/22
1	1 984	1 753	1 194
2	3 674	5 401	4 607
3	5 504	8 174	8 443
4	7 832	11 769	13 256
5	9 591	14 548	17 397
6	12 139	16 519	20 934
7	14 028	18 600	24 429
8	20 609	20 193	27 610
9	32 898	24 761	30 731
10	95 658	28 606	34 303
11	113 822	80 140	41 098
12	126 493	99 508	54 756
13	134 072	103 653	69 180
14	149 891	120 793	79 314
15	153 339	124 691	94 575
16	161 099	131 930	104 469
17	166 857	136 506	116 892
18	176 895	140 306	122 762
19	187 003	144 806	126 563
20	194 185	149 841	134 669
21	204 762	157 165	145 940
22	210 515	171 585	147 311
23	216 059	180 941	156 014
24	222 111	214 724	156 894
25	229 437	221 068	157 913
26	231 597	228 870	
27	234 560	230 808	
28	240 952	242 158	
29	246 653	254 708	
30	252 984	291 716	
31	257 936	317 448	
32	262 991	332 641	
33	268 788	349 765	
34	275 415	370 062	
35	281 983	397 599	
36	290 987	427 429	
37	296 261	437 069	
38	302 866	462 391	
39	309 322	477 600	
40	315 187	498 184	
41	321 950	507 152	
42	328 372	523 969	
43	335 135	539 931	
44	362 373	547 785	
45	379 936	558 165	
46	403 525	571 028	
47	409 588	581 465	
48	420 359	587 871	
49	453 539	593 861	
50	459 744	602 718	
51	466 003	613 486	
52	472 113	618 111	
53	473 427	620 376	



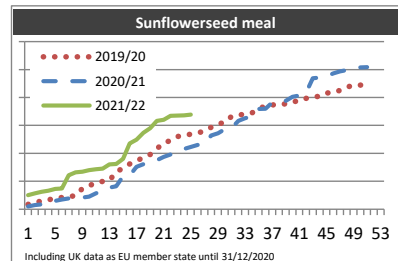
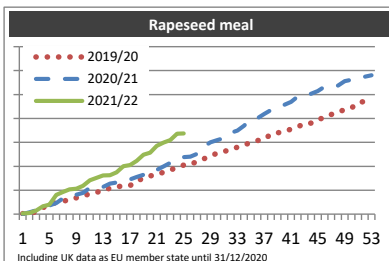
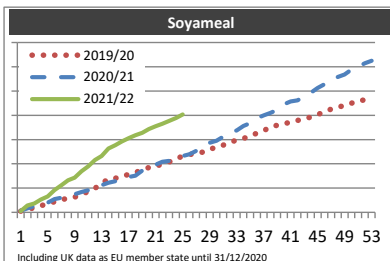
Week 1 to 25 from 01/07/2021 to 19/12/2021

(tonnes)

Soyameal			
week	2019/20	2020/21	2021/22
1	4 873	6 588	5 225
2	11 666	16 524	28 141
3	18 790	25 894	36 351
4	27 537	34 125	52 449
5	35 821	40 168	65 755
6	43 982	54 923	91 575
7	50 339	59 881	111 210
8	60 153	65 555	131 852
9	63 302	74 647	143 275
10	73 539	84 143	169 346
11	86 007	90 840	189 539
12	99 546	96 270	215 529
13	119 510	111 757	231 977
14	137 378	121 785	263 123
15	140 209	128 705	277 105
16	150 228	138 851	292 218
17	155 492	145 293	306 305
18	165 111	151 413	318 240
19	173 933	172 040	327 425
20	184 804	182 097	343 701
21	188 597	196 445	355 573
22	199 988	208 816	365 580
23	207 234	212 414	376 746
24	220 953	221 318	388 894
25	231 457	232 155	403 467
26	238 720	239 221	
27	242 038	253 495	
28	249 000	272 709	
29	260 918	287 084	
30	267 016	295 205	
31	276 559	311 457	
32	288 717	328 700	
33	297 500	338 047	
34	304 291	356 268	
35	316 083	367 970	
36	326 061	387 906	
37	336 248	399 581	
38	353 298	409 532	
39	358 900	422 087	
40	366 158	445 323	
41	370 871	456 913	
42	378 866	462 012	
43	385 759	477 516	
44	392 841	493 965	
45	402 304	512 557	
46	414 964	527 896	
47	425 352	549 054	
48	432 996	558 169	
49	441 040	567 727	
50	449 501	588 027	
51	459 395	600 586	
52	463 823	614 267	
53	469 179	624 830	

Rapeseed meal			
week	2019/20	2020/21	2021/22
1	1 935	416	2 601
2	6 382	7 928	4 583
3	8 516	15 462	14 864
4	26 921	28 928	32 875
5	38 540	35 988	39 888
6	49 175	46 151	80 465
7	55 769	65 723	92 657
8	57 481	79 206	103 352
9	68 220	80 913	106 470
10	75 444	89 058	118 355
11	85 245	110 024	141 377
12	89 529	110 802	151 335
13	103 102	113 551	161 580
14	106 947	127 316	162 674
15	115 503	132 228	175 083
16	116 685	140 919	200 285
17	119 388	145 066	204 827
18	138 353	155 468	222 832
19	149 887	164 336	248 052
20	160 313	183 807	256 653
21	164 893	185 171	285 710
22	175 566	199 330	298 986
23	184 883	214 083	309 325
24	194 288	231 331	335 903
25	204 723	238 413	337 253
26	207 162	240 193	
27	220 978	251 809	
28	230 570	282 818	
29	244 919	299 957	
30	254 081	309 582	
31	262 415	317 399	
32	269 039	339 677	
33	279 778	349 022	
34	288 772	369 621	
35	299 602	395 822	
36	307 340	400 489	
37	312 554	418 119	
38	334 220	435 484	
39	340 356	443 619	
40	344 249	457 285	
41	355 946	469 484	
42	364 780	491 486	
43	378 908	494 927	
44	380 497	503 170	
45	396 406	514 211	
46	402 887	532 920	
47	416 309	535 945	
48	426 961	537 572	
49	436 419	556 418	
50	443 028	561 897	
51	466 033	565 898	
52	471 315	574 151	
53	481 054	580 445	

Sunflowerseed meal			
week	2019/20	2020/21	2021/22
1	5 295	1 272	50 401
2	8 620	9 284	56 728
3	17 506	10 012	62 197
4	24 339	14 992	66 676
5	28 941	17 595	72 693
6	33 181	29 147	74 016
7	40 242	30 035	121 758
8	41 801	34 717	131 654
9	44 273	38 885	134 347
10	49 033	41 099	139 592
11	74 403	41 847	142 986
12	84 027	44 973	145 805
13	94 603	56 767	160 533
14	99 358	65 493	162 370
15	102 713	77 186	180 167
16	133 409	82 252	235 657
17	147 294	118 173	249 086
18	161 955	121 060	273 831
19	172 140	151 712	290 225
20	185 981	161 265	316 362
21	196 087	168 078	320 308
22	216 756	175 169	334 581
23	237 217	187 485	334 998
24	246 177	196 314	336 075
25	259 761	207 363	338 693
26	264 265	215 463	
27	269 054	223 246	
28	273 000	230 252	
29	279 925	233 354	
30	293 378	263 721	
31	304 374	271 808	
32	311 852	286 309	
33	331 639	290 123	
34	335 014	316 104	
35	341 998	325 530	
36	344 683	331 948	
37	357 384	359 033	
38	371 218	359 843	
39	373 000	381 507	
40	375 237	385 395	
41	377 431	388 251	
42	384 783	402 473	
43	387 664	407 021	
44	396 680	417 377	
45	402 631	468 801	
46	404 003	470 790	
47	416 204	475 573	
48	417 993	486 407	
49	425 479	493 525	
50	437 107	497 686	
51	443 250	503 443	
52	444 552	507 822	
53	444 906	508 547	



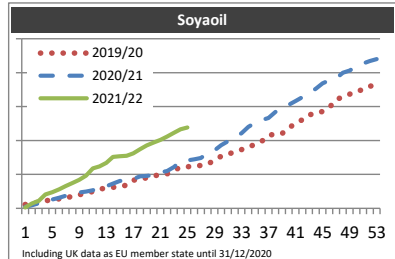
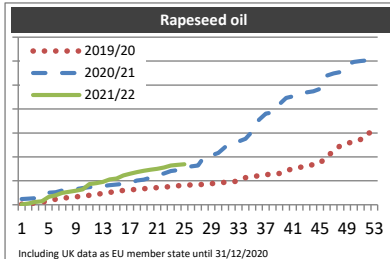
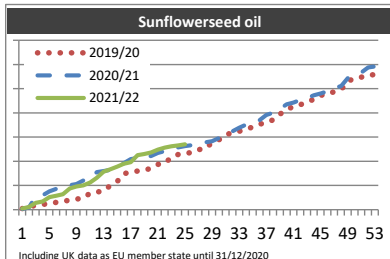
Week 1 to 25 from 01/07/2021 to 19/12/2021

(tonnes)

Sunflowerseed oil			
week	2019/20	2020/21	2021/22
1	4 565	3 133	4 828
2	12 462	9 354	11 421
3	17 698	54 568	28 183
4	21 780	58 982	33 503
5	25 141	75 673	52 320
6	30 603	85 981	57 177
7	35 024	96 855	63 672
8	39 646	101 177	88 002
9	43 865	105 964	96 261
10	47 828	120 146	100 486
11	68 332	123 143	112 437
12	72 847	155 393	131 318
13	77 040	159 527	157 276
14	100 151	164 321	166 743
15	116 943	169 348	177 868
16	149 168	192 150	190 278
17	155 604	208 683	196 322
18	159 701	213 655	225 025
19	163 266	217 171	229 861
20	170 807	222 079	236 573
21	187 583	235 021	248 655
22	191 731	242 162	256 100
23	216 379	247 448	261 677
24	228 136	257 552	265 960
25	233 230	262 718	270 181
26	235 213	266 462	
27	248 006	274 650	
28	252 093	278 343	
29	277 435	283 085	
30	288 881	295 351	
31	309 394	305 652	
32	318 102	324 397	
33	324 052	338 382	
34	331 391	351 291	
35	342 528	361 431	
36	353 117	370 055	
37	359 526	391 895	
38	371 088	400 892	
39	395 077	416 750	
40	412 111	435 609	
41	426 930	443 030	
42	433 772	453 321	
43	446 487	460 615	
44	455 510	472 751	
45	471 501	480 021	
46	481 064	489 001	
47	486 542	503 595	
48	495 387	510 257	
49	530 204	544 268	
50	543 039	549 689	
51	547 601	567 017	
52	556 047	587 990	
53	558 002	591 656	

Rapeseed oil			
week	2019/20	2020/21	2021/22
1	2 617	23 848	1 563
2	4 660	25 773	5 256
3	6 653	27 461	11 931
4	8 953	40 983	14 751
5	19 949	50 315	32 698
6	22 448	52 636	39 034
7	27 710	59 429	49 636
8	30 437	61 995	54 150
9	32 490	65 203	58 826
10	36 946	70 299	64 236
11	39 742	73 132	86 373
12	42 275	75 794	89 717
13	48 644	78 373	95 900
14	51 390	81 820	106 032
15	57 293	84 318	109 835
16	59 989	87 401	122 728
17	62 614	91 278	129 923
18	64 185	101 650	136 282
19	67 054	104 868	142 074
20	69 232	112 952	146 008
21	71 706	123 791	149 946
22	73 901	130 616	155 959
23	76 116	140 579	163 578
24	79 527	144 370	166 872
25	81 797	155 243	169 166
26	82 412	159 917	
27	83 313	164 401	
28	85 393	203 671	
29	88 508	206 781	
30	91 074	216 874	
31	93 432	240 145	
32	95 909	246 374	
33	99 216	264 115	
34	113 115	275 647	
35	115 194	305 625	
36	122 601	355 272	
37	125 651	380 915	
38	128 687	385 067	
39	131 015	419 464	
40	142 929	446 242	
41	150 542	452 505	
42	156 387	455 683	
43	159 470	469 509	
44	168 485	473 679	
45	173 381	484 019	
46	202 249	539 230	
47	222 721	548 701	
48	246 787	554 545	
49	257 136	586 624	
50	262 753	596 962	
51	272 562	600 532	
52	299 777	603 244	
53	300 859	623 110	

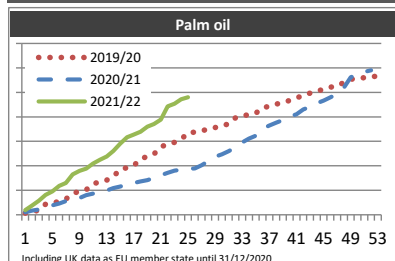
Soyaoil			
week	2019/20	2020/21	2021/22
1	22 738	8 643	4 854
2	27 528	18 441	29 089
3	37 418	30 147	44 539
4	45 530	32 525	82 329
5	47 786	52 210	94 267
6	56 394	62 820	112 068
7	57 767	74 155	131 942
8	73 484	83 069	149 479
9	79 579	93 380	168 049
10	91 604	98 324	192 382
11	98 274	106 757	235 293
12	113 663	125 782	246 693
13	120 128	130 706	268 684
14	123 610	145 865	303 083
15	128 784	161 628	306 608
16	136 630	163 581	309 745
17	166 218	173 561	324 544
18	168 249	188 130	349 349
19	180 718	191 406	370 691
20	192 062	196 821	388 522
21	195 968	211 640	403 629
22	203 127	220 282	423 227
23	223 399	243 321	445 813
24	242 253	276 748	465 856
25	245 062	282 048	476 854
26	250 895	288 856	
27	253 141	296 630	
28	260 871	324 895	
29	283 251	341 719	
30	307 348	372 534	
31	318 349	395 987	
32	333 793	421 913	
33	345 748	442 131	
34	360 168	480 064	
35	377 319	503 301	
36	395 238	520 466	
37	429 161	532 811	
38	438 658	568 071	
39	441 439	589 213	
40	474 439	610 559	
41	501 566	632 998	
42	521 928	654 555	
43	551 764	679 485	
44	557 689	705 607	
45	571 870	737 049	
46	594 561	755 907	
47	641 003	765 685	
48	657 819	799 972	
49	673 557	813 270	
50	690 878	837 554	
51	699 719	854 914	
52	720 461	869 129	
53	726 904	880 008	



Week 1 to 25 from 01/07/2021 to 19/12/2021

(tonnes)

Palm oil			
week	2019/20	2020/21	2021/22
1	1 315	367	3 816
2	2 649	2 017	7 484
3	3 629	3 467	11 564
4	8 590	4 394	16 227
5	9 748	6 343	19 028
6	10 901	7 810	23 594
7	12 853	9 270	25 980
8	17 435	11 090	32 953
9	19 077	12 200	35 938
10	20 335	13 685	37 727
11	25 461	16 112	41 809
12	26 663	17 285	44 856
13	28 319	18 498	47 707
14	31 159	19 767	52 157
15	37 119	21 756	58 163
16	38 488	23 092	63 254
17	40 047	24 771	65 549
18	45 620	25 960	67 779
19	47 703	27 154	71 932
20	49 603	28 354	74 136
21	55 587	30 194	77 782
22	57 471	32 240	88 612
23	59 169	34 272	90 838
24	61 561	36 012	94 334
25	67 142	36 779	96 035
26	67 506	37 501	
27	68 556	37 903	
28	69 988	40 326	
29	71 277	43 783	
30	72 928	47 471	
31	74 131	49 474	
32	79 213	51 994	
33	80 710	55 073	
34	81 842	59 211	
35	82 913	62 234	
36	87 587	64 671	
37	88 622	70 406	
38	90 383	72 852	
39	91 735	75 268	
40	93 440	77 346	
41	95 712	80 245	
42	97 216	82 076	
43	99 388	86 003	
44	101 299	88 227	
45	102 360	91 183	
46	104 383	93 222	
47	105 003	95 979	
48	108 260	98 722	
49	110 703	104 006	
50	111 224	112 416	
51	112 056	114 301	
52	113 002	116 704	
53	113 107	118 045	



Calendar of Marketing Year weeks

Week	2019/20		2020/21		2021/22	
	Start	End	Start	End	Start	End
1	01/07/2019	07/07/2019	01/07/2020	05/07/2020	01/07/2021	04/07/2021
2	08/07/2019	14/07/2019	06/07/2020	12/07/2020	05/07/2021	11/07/2021
3	15/07/2019	21/07/2019	13/07/2020	19/07/2020	12/07/2021	18/07/2021
4	22/07/2019	28/07/2019	20/07/2020	26/07/2020	19/07/2021	25/07/2021
5	29/07/2019	04/08/2019	27/07/2020	02/08/2020	26/07/2021	01/08/2021
6	05/08/2019	11/08/2019	03/08/2020	09/08/2020	02/08/2021	08/08/2021
7	12/08/2019	18/08/2019	10/08/2020	16/08/2020	09/08/2021	15/08/2021
8	19/08/2019	25/08/2019	17/08/2020	23/08/2020	16/08/2021	22/08/2021
9	26/08/2019	01/09/2019	24/08/2020	30/08/2020	23/08/2021	29/08/2021
10	02/09/2019	08/09/2019	31/08/2020	06/09/2020	30/08/2021	05/09/2021
11	09/09/2019	15/09/2019	07/09/2020	13/09/2020	06/09/2021	12/09/2021
12	16/09/2019	22/09/2019	14/09/2020	20/09/2020	13/09/2021	19/09/2021
13	23/09/2019	29/09/2019	21/09/2020	27/09/2020	20/09/2021	26/09/2021
14	30/09/2019	06/10/2019	28/09/2020	04/10/2020	27/09/2021	03/10/2021
15	07/10/2019	13/10/2019	05/10/2020	11/10/2020	04/10/2021	10/10/2021
16	14/10/2019	20/10/2019	12/10/2020	18/10/2020	11/10/2021	17/10/2021
17	21/10/2019	27/10/2019	19/10/2020	25/10/2020	18/10/2021	24/10/2021
18	28/10/2019	03/11/2019	26/10/2020	01/11/2020	25/10/2021	31/10/2021
19	04/11/2019	10/11/2019	02/11/2020	08/11/2020	01/11/2021	07/11/2021
20	11/11/2019	17/11/2019	09/11/2020	15/11/2020	08/11/2021	14/11/2021
21	18/11/2019	24/11/2019	16/11/2020	22/11/2020	15/11/2021	21/11/2021
22	25/11/2019	01/12/2019	23/11/2020	29/11/2020	22/11/2021	28/11/2021
23	02/12/2019	08/12/2019	30/11/2020	06/12/2020	29/11/2021	05/12/2021
24	09/12/2019	15/12/2019	07/12/2020	13/12/2020	06/12/2021	12/12/2021
25	16/12/2019	22/12/2019	14/12/2020	20/12/2020	13/12/2021	19/12/2021
26	23/12/2019	29/12/2019	21/12/2020	27/12/2020	20/12/2021	26/12/2021
27	30/12/2019	05/01/2020	28/12/2020	03/01/2021	27/12/2021	02/01/2022
28	06/01/2020	12/01/2020	04/01/2021	10/01/2021	03/01/2022	09/01/2022
29	13/01/2020	19/01/2020	11/01/2021	17/01/2021	10/01/2022	16/01/2022
30	20/01/2020	26/01/2020	18/01/2021	24/01/2021	17/01/2022	23/01/2022
31	27/01/2020	02/02/2020	25/01/2021	31/01/2021	24/01/2022	30/01/2022
32	03/02/2020	09/02/2020	01/02/2021	07/02/2021	31/01/2022	06/02/2022
33	10/02/2020	16/02/2020	08/02/2021	14/02/2021	07/02/2022	13/02/2022
34	17/02/2020	23/02/2020	15/02/2021	21/02/2021	14/02/2022	20/02/2022
35	24/02/2020	01/03/2020	22/02/2021	28/02/2021	21/02/2022	27/02/2022
36	02/03/2020	08/03/2020	01/03/2021	07/03/2021	28/02/2022	06/03/2022
37	09/03/2020	15/03/2020	08/03/2021	14/03/2021	07/03/2022	13/03/2022
38	16/03/2020	22/03/2020	15/03/2021	21/03/2021	14/03/2022	20/03/2022
39	23/03/2020	29/03/2020	22/03/2021	28/03/2021	21/03/2022	27/03/2022
40	30/03/2020	05/04/2020	29/03/2021	04/04/2021	28/03/2022	03/04/2022
41	06/04/2020	12/04/2020	05/04/2021	11/04/2021	04/04/2022	10/04/2022
42	13/04/2020	19/04/2020	12/04/2021	18/04/2021	11/04/2022	17/04/2022
43	20/04/2020	26/04/2020	19/04/2021	25/04/2021	18/04/2022	24/04/2022
44	27/04/2020	03/05/2020	26/04/2021	02/05/2021	25/04/2022	01/05/2022
45	04/05/2020	10/05/2020	03/05/2021	09/05/2021	02/05/2022	08/05/2022
46	11/05/2020	17/05/2020	10/05/2021	16/05/2021	09/05/2022	15/05/2022
47	18/05/2020	24/05/2020	17/05/2021	23/05/2021	16/05/2022	22/05/2022
48	25/05/2020	31/05/2020	24/05/2021	30/05/2021	23/05/2022	29/05/2022
49	01/06/2020	07/06/2020	31/05/2021	06/06/2021	30/05/2022	05/06/2022
50	08/06/2020	14/06/2020	07/06/2021	13/06/2021	06/06/2022	12/06/2022
51	15/06/2020	21/06/2020	14/06/2021	20/06/2021	13/06/2022	19/06/2022
52	22/06/2020	28/06/2020	21/06/2021	27/06/2021	20/06/2022	26/06/2022
53	29/06/2020	30/06/2020	28/06/2021	30/06/2021	27/06/2022	30/06/2022