

In this report data for France are complete until December 2021

#### Trade monitoring through customs surveillance data

The TAXUD surveillance system ("customs surveillance") records and centralizes all trade data (import and exports) directly from the national customs authorities on a daily basis. For each transaction, the stored data contain the information available on the Single Administrative Document (SAD), including the volume and origin of the consignment.

As surveillance system does not include intra-trade data, the UK data as EU partner can't be displayed before 1/1/2021. The data as of 1/1/2021 is therefore not comparable with the data until 31/12/2020.

According to Art.55(2) of Commission Implementing Regulation (EU) 2015/2447, the customs authorities shall provide the Commission at least once a week with data on customs declarations for the goods that have been made subject to surveillance at release for free circulation or at export.

The "customs surveillance" data provide actual and prompt information about the trade (import/export) transaction in terms of volume and origin or destination. The European Commission aims to improve data quality and provide as recent and accurate information as possible. However, Surveillance data are created on the basis of declarations that may be modified, corrected or deleted. Additionally, the legal basis (Regulation (EU) 2015/2447) allows that on specific occasions declaration data may be forwarded with a delay. Therefore, it cannot be guaranteed that information provided is free of errors or that it will not be amended. The European Commission accepts no responsibility with regard to such problems incurred as a result of using these data.

\* The United Kingdom is no longer a Member State of the European Union, however until the end of the transition period it was still a part of the EU Customs Union. Due to the absence of intra-trade data in the surveillance system, the totals of the EU trade data therefore also include the UK data until 31/12/2020. The data as of 1/1/2021 is therefore not comparable with the data until 31/12/2020.

*Note: Since 6th November 2016 the export and import licenses are no longer required for the major part of the trade in cereals in application of Regulations (EU) 2016/1237 and 2016/1239 of 18 May 2016.*

#### Publication of data

This report is published on a weekly basis. In case of a technical issue or another constraint causing delay of the publication, please note that the next upload will be done in the coming days at 12h or 16h.

The data are expressed in quantity of the product itself, unless otherwise stated  
Below the specifications of the products included in the report

Product	CN code	Conversion factor grain equivalent
Common wheat	1001 99 00	
Common wheat flour (grain equiv.)	1101 00 15	1.37
Durum wheat	1001 19 00	
Durum wheat meal (grain equiv.)	1103 11 10	1.5
Barley	1003 90 00	
Malt (Barley equiv.)	1107 10 91, 1107 10 99	1.27
Maize	1005 90 00	
Rye	1002 90 00	
Oats	1004 90 00	
Sorghum	1007 90 00	
Residues of starch manufacture	2303 10 19	
Maize gluten feed	2309 90 20	
Brewing and distilling dregs and waste	2303 30 00	
Citrus pulp residues	2308 00 40 TARIC_ex 10	

- XI refers to Northern Ireland
- data on malt expressed in barley equivalent are included;
- data on wheat flour and durum wheat meal are expressed only in grain equivalent
- the weekly reference period is from Monday to Sunday

## Exports and imports

Situation at 25/01/2022

## Cumul of weeks 1 to 30

<i>Customs Surveillance</i> (tonnes)	<b>EU*</b>		<b>EU + UK</b>		<b>EU + UK</b>	
	<b>01/07/2021 - 23/01/2022</b>		<b>01/07/2020 - 24/01/2021</b>		<b>01/07/2019 - 26/01/2020</b>	
	<b>Export</b>	<b>Import</b>	<b>Export</b>	<b>Import</b>	<b>Export</b>	<b>Import</b>
Common wheat	15 621 308	1 516 335	15 036 443	1 447 702	17 214 564	1 434 339
Common wheat flour (grain equivalent)	284 184	129 783	241 523	24 984	327 970	15 276
Durum wheat	367 842	875 629	150 958	1 828 752	499 614	1 236 011
Durum wheat meal (grain equivalent)	136 175	1 272	136 109	1 247	133 313	786
<b>Total Wheat</b>	<b>16 409 509</b>	<b>2 523 019</b>	<b>15 565 033</b>	<b>3 302 685</b>	<b>18 175 461</b>	<b>2 686 413</b>
Barley	4 909 148	524 596	4 332 732	99 450	4 408 901	506 261
Malt (grain equivalent)	1 563 276	15 199	1 706 869	4 249	1 523 380	12 763
Maize	3 279 565	8 869 698	1 336 780	9 753 553	2 705 260	12 789 770
Rye	80 199	161 020	127 513	10	174 148	3 236
Oats	58 626	19 662	60 536	2 524	125 256	1 424
Sorghum	4 516	8 423	880	9 526	556	37 489
<b>Total Coarse grains</b>	<b>9 895 330</b>	<b>9 598 599</b>	<b>7 565 309</b>	<b>9 869 311</b>	<b>8 937 500</b>	<b>13 350 942</b>
<b>General Total</b>	<b>26 304 839</b>	<b>12 121 618</b>	<b>23 130 343</b>	<b>13 171 996</b>	<b>27 112 961</b>	<b>16 037 355</b>

\* The United Kingdom is no longer a Member State of the European Union, however until the end of the transition period it was still a part of the EU Customs Union. Due to the absence of intra-trade data in the surveillance system, the totals of the EU trade data therefore also include the UK data until 31/12/2020. The data as of 1/1/2021 is therefore not comparable with the data until 31/12/2020.

Week 1 to 30 from 01/07/2021 to 23/01/2022

Summary

Import (tonnes)	Common wheat	Common wheat flour (grain equivalent)	Durum wheat	Durum wheat meal (grain equivalent)	Barley	Malt (grain equivalent)	Maize	Rye	Oats	Sorghum
BE	6 329	881	84 128	93	88 016	124	276 664		4 812	2 226
BG	236	118		1	1		6 404		198	224
CZ	22	17		6		283	441			
DK	3 586	48	1	1		186	2 023		40	6
DE	1 636	1 365	10	232	6 296	821	26 051	2 693	4 447	613
EE		3				544	953			
IE	37 846	85 732	5	25	75 536	697	603 061	4 250	5	22
EL	266 883	405		17	11 180	2 917	121 573		140	746
ES	322 426	335	64 896	177	104 898	2 026	3 667 145	78 972		5
FR	172	7 473	21	245	2	1 188	3 620		16	8
HR	26 165	4 981		2	7 369	9	15 774	498		
IT	474 193	741	693 515	127	9 917	643	831 601		355	20
CY	17 684	74		3	44		62 494		11	
LV	89	18	28 751	2		40	43 433	31 726		
LT	1 510					65	21 439	12 333		
LU										
HU		41	65			33	181 458		264	269
MT	9 750	78					38		13	1
NL	93 071	5 095	2 936	270	90 291	559	1 571 099	44	8 347	234
AT	8 009	61		7		6	99 922		22	
PL	1 086	537	675	5	3	41	31 867	29 449	360	3 776
PT	36 994	488			98 550		1 013 390			162
RO	14 705	2 572		4	5 494	2 242	25 353		23	92
SI	192 718	615	604	1	1 889	206	198 598	1 053		
SK		43			477	1 320				
FI	100	66				43				
SE	8	867	21	36	3 359	1 098	1 248	2	195	2
XI	1 115	17 127	1	18	21 275	107	64 051		414	18
<b>EU*</b>	<b>1 516 335</b>	<b>129 783</b>	<b>875 629</b>	<b>1 272</b>	<b>524 596</b>	<b>15 199</b>	<b>8 869 698</b>	<b>161 020</b>	<b>19 662</b>	<b>8 423</b>

\* The United Kingdom is no longer a Member State of the European Union, however until the end of the transition period it was still a part of the EU Customs Union. Due to the absence of intra-trade data in the surveillance system, the totals of the EU trade data therefore also include the UK data until 31/12/2020. The data as of 1/1/2021 is therefore not comparable with the data until 31/12/2020.

Top 5 import origins\* - (update of 24 janv 2022)

Common wheat				
Origin	MY 2021/22		MY 2020/21	
	tonnes	share	tonnes	share
Russia	332 927	22.0%	191 143	13.2%
Ukraine	287 267	18.9%	572 992	39.6%
Serbia	232 490	15.3%	66 453	4.6%
United Kingdom	206 924	13.6%	148	0.0%
Moldova	147 180	9.7%	7 491	0.5%

Common wheat flour (grain equivalent)				
Origin	MY 2021/22		MY 2020/21	
	tonnes	share	tonnes	share
United Kingdom	111 365	85.8%	8 551	34.2%
Serbia	5 373	4.1%	1 622	6.5%
Mauritius	4 134	3.2%	4 483	17.9%
India	2 900	2.2%	5 971	23.9%
Moldova	2 573	2.0%	1 294	5.2%

Durum wheat				
Origin	MY 2021/22		MY 2020/21	
	tonnes	share	tonnes	share
Canada	479 582	54.8%	1 344 218	73.5%
Australia	186 495	21.3%	41	0.0%
Russia	66 050	7.5%	50 614	2.8%
Kazakhstan	59 725	6.8%	26 978	1.5%

Durum wheat meal (grain equivalent)				
Origin	MY 2021/22		MY 2020/21	
	tonnes	share	tonnes	share
Turkey	262	20.6%	276	22.2%
Morocco	226	17.8%	506	40.6%
India	215	16.9%	220	17.6%
United Kingdom	179	14.0%	2	0.2%
Lebanon	83	6.6%	113	9.0%

Barley				
Origin	MY 2021/22		MY 2020/21	
	tonnes	share	tonnes	share
United Kingdom	442 839	84.4%	30 758	30.9%
Ukraine	51 922	9.9%	34 181	34.4%
Serbia	12 301	2.3%	13 850	13.9%

Malt (grain equivalent)				
Origin	MY 2021/22		MY 2020/21	
	tonnes	share	tonnes	share
United Kingdom	8 646	56.9%	185	4.4%
Serbia	5 103	33.6%	3 817	89.8%
Ukraine	1 257	8.3%	-----	-----

Maize				
Origin	MY 2021/22		MY 2020/21	
	tonnes	share	tonnes	share
Ukraine	4 171 379	47.0%	3 166 923	32.5%
Brazil	3 225 790	36.4%	4 442 200	45.5%
Canada	529 104	6.0%	619 238	6.3%
Serbia	496 673	5.6%	1 033 100	10.6%
Moldova	135 702	1.5%	31 630	0.3%

Rye				
Origin	MY 2021/22		MY 2020/21	
	tonnes	share	tonnes	share
Ukraine	108 900	67.6%	6	60.8%
Russia	40 743	25.3%	-----	-----

Oats				
Origin	MY 2021/22		MY 2020/21	
	tonnes	share	tonnes	share
United Kingdom	17 979	91.4%	912	36.1%
Ukraine	1 426.6	7.3%	1 334	52.8%

Sorghum				
Origin	MY 2021/22		MY 2020/21	
	tonnes	share	tonnes	share
Ukraine	3 990	47.4%	7 127	74.8%
Sudan	1 930	22.9%	722	7.6%
Russia	1 394	16.6%	1 042	10.9%

\* The United Kingdom is no longer a Member State of the European Union, however until the end of the transition period it was still a part of the EU Customs Union. Due to the absence of intra-trade data in the surveillance system, the totals of the EU trade data therefore also include the UK data until 31/12/2020. The data as of 1/1/2021 is therefore not comparable with the data until 31/12/2020.

Week 1 to 30 from 01/07/2021 to 23/01/2022

Summary

Export (tonnes)	Common wheat	Common wheat flour (grain equivalent)	Durum wheat	Durum wheat meal (grain equivalent)	Barley	Malt (grain equivalent)	Maize	Rye	Oats	Sorghum
BE	776	7 591	18 043	1 390	438	515 495	52		24	1
BG	1 661 289	186			124 669	45	337 968			546
CZ	1 613	244			1 930	19 906	1	47	3 137	
DK	46 586	1 398	7 202	3	69 290	72 179	72	1	8	
DE	1 957 243	17 749	500	774	712 314	268 661	14 351	72 668	7 971	9
EE	218 609	138	51 216			713	159			
IE	1	37			3	888				
EL	473	8 724	82 533	1 356	59	3 391	4 878	152		
ES	43	2 295	75 820	44 189	2 303	24 855	28 484	6	11 212	
FR	4 150 367	34 436	26 832	43 043	2 218 633	300 714	248 671		5 773	3 025
HR	60 805	9 690			3 403	21 102	4 125		1 509	
IT	1 046	80 577	46 149	40 064	37	45	1 590		317	
CY	1									
LV	1 064 061	14 032		481	88 214	231	13 404	1 225	172	
LT	1 014 664	5 225		19	117 945	10 870	4	70	345	
LU										
HU	112 799	3 132	258	2 212	6 524	477	15 916	529	162	869
MT										
NL	182	62 039	52 469	72	5	160 681	8 491	18	252	42
AT	37 322	4 505	6 618	2 410	1 697	4 050	317	781	1 026	
PL	854 371	14 139	6	48	713	47 926	138 561	2 120	2 200	24
PT		9 818			40	16 863	956		2	
RO	4 334 067	2 190		78	1 559 476		2 461 397		449	
SI	5 036	4 287		35		15	34			
SK	7 021	15			1 355	53				
FI		1 025				16 042		262	4 166	
SE	92 934	712	195		100	78 074	135	2 321	19 898	
XI										
<b>EU*</b>	<b>15 621 308</b>	<b>284 184</b>	<b>367 842</b>	<b>136 175</b>	<b>4 909 148</b>	<b>1 563 276</b>	<b>3 279 565</b>	<b>80 199</b>	<b>58 626</b>	<b>4 516</b>

\* The United Kingdom is no longer a Member State of the European Union, however until the end of the transition period it was still a part of the EU Customs Union. Due to the absence of intra-trade data in the surveillance system, the totals of the EU trade data therefore also include the UK data until 31/12/2020. The data as of 1/1/2021 is therefore not comparable with the data until 31/12/2020.

Top 5 export destinations\* - (update of 24 janv 2022)

Common wheat				
Destination	MY 2021/22		MY 2020/21	
	tonnes	share	tonnes	share
Algeria	2 545 943	16.3%	3 217 992	21.4%
Egypt	1 515 000	9.7%	256 120	1.7%
China	1 232 792	7.9%	1 562 560	10.4%
Nigeria	1 185 545	7.6%	1 308 212	8.7%
Korea (Republic of)	823 872	5.3%	-----	-----

Common wheat flour (grain equivalent)				
Destination	MY 2021/22		MY 2020/21	
	tonnes	share	tonnes	share
United Kingdom	53 551	18.8%	-----	-----
United States of America	20 705	7.3%	20 501	8.5%
Guinea-Bissau	15 604	5.5%	16 731	6.9%
Thailand	15 125	5.3%	16 483	6.8%
Cameroon	12 115	4.3%	11 890	4.9%

Durum wheat				
Destination	MY 2021/22		MY 2020/21	
	tonnes	share	tonnes	share
Tunisia	84 012	22.8%	31 406	20.8%
Turkey	64 799	17.6%	3 303	2.2%
Israel	52 469	14.3%	50	0.0%
Nigeria	49 947	13.6%	-----	-----

Durum wheat meal (grain equivalent)				
Destination	MY 2021/22		MY 2020/21	
	tonnes	share	tonnes	share
Ivory Coast	50 276	36.9%	35 968	26.4%
Saudi Arabia	20 378	15.0%	31 060	22.8%
Mali	14 547	10.7%	15 895	11.7%
United Kingdom	12 061	8.9%	1 269	0.9%
Senegal	7 217	5.3%	14 155	10.4%

Barley				
Destination	MY 2021/22		MY 2020/21	
	tonnes	share	tonnes	share
China	2 022 429	41.2%	1 671 243	38.6%
Saudi Arabia	505 634	10.3%	1 150 168	26.5%
Jordan	412 132	8.4%	72 464	1.7%
Turkey	380 835	7.8%	37 652	0.9%
Algeria	306 440	6.2%	362 855	8.4%

Malt (grain equivalent)				
Destination	MY 2021/22		MY 2020/21	
	tonnes	share	tonnes	share
Brazil	129 067	8.3%	297 194	17.4%
Nigeria	123 475	7.9%	110 491	6.5%
Japan	94 720	6.1%	87 579	5.1%
Cameroon	74 657	4.8%	49 497	2.9%
Mexico	73 767	4.7%	37 018	2.2%

Maize				
Destination	MY 2021/22		MY 2020/21	
	tonnes	share	tonnes	share
Iran (Islamic Republic of)	904 917	27.6%	147 970	11.1%
Egypt	585 346	17.8%	43 066	3.2%
Korea (Republic of)	360 575	11.0%	100 835	7.5%
Turkey	332 654	10.1%	145 775	10.9%
United Kingdom	307 649	9.4%	51 207	3.8%

Rye				
Destination	MY 2021/22		MY 2020/21	
	tonnes	share	tonnes	share
United States of America	66 001	82.3%	99 002	77.6%
Japan	6 493	8.1%	9 571	7.5%
Norway	4 154	5.2%	2 084	1.6%

Oats				
Destination	MY 2021/22		MY 2020/21	
	tonnes	share	tonnes	share
Switzerland	21 994	37.5%	27 098	44.8%
United States of America	18 700	31.9%	5 335	8.8%
Algeria	11 060	18.9%	14 670	24.2%
Norway	3 396	5.8%	5 540	9.2%
Bosnia and Herzegovina	1 160	2.0%	1 445	2.4%

Sorghum				
Destination	MY 2021/22		MY 2020/21	
	tonnes	share	tonnes	share
United Kingdom	3 312.0	73.3%	55	6.3%
Serbia	869	19.2%	270	30.7%
Jordan	249.8	5.5%	380	43.2%

\* The United Kingdom is no longer a Member State of the European Union, however until the end of the transition period it was still a part of the EU Customs Union. Due to the absence of intra-trade data in the surveillance system, the totals of the EU trade data therefore also include the UK data until 31/12/2020. The data as of 1/1/2021 is therefore not comparable with the data until 31/12/2020.

Week 1 to 30 from 01/07/2021 to 23/01/2022

Résumé / Summary

Import (tonnes)	Residues of starch manufacture CN 2303 10 19	Maize gluten feed CN 2309 90 20	Brewing and distilling dregs and waste CN 23033000	Citrus pulp residues CN 2308 00 40 TARIC_ext 10	Total
BE		264	4	2 738	3 006
BG		2	2 206		2 208
CZ			336	3 222	3 558
DK	1 930		2 713	12 853	17 496
DE	15	4	1 501	17 675	19 195
EE			109		109
IE	106	185 689	335 215	1	521 011
EL		35	379		414
ES			103 601		103 601
FR		2	410	4 681	5 093
HR					
IT			1 621	1 800	3 421
CY					
LV			1 802		1 802
LT			5 988		5 988
LU					
HU			754		754
MT					
NL	1 107	39		35 851	36 997
AT					
PL		7	4 907	1 508	6 422
PT		6 948	26 123		33 071
RO			780		780
SI					
SK			350		350
FI		12	1 814		1 826
SE		12			12
XI		19 455	25 019		44 474
<b>EU*</b>	<b>3 159</b>	<b>212 468</b>	<b>515 631</b>	<b>80 329</b>	<b>811 587</b>

\* The United Kingdom is no longer a Member State of the European Union, however until the end of the transition period it was still a part of the EU Customs Union. Due to the absence of intra-trade data in the surveillance system, the totals of the EU trade data therefore also include the UK data until 31/12/2020. The data as of 1/1/2021 is therefore not comparable with the data until 31/12/2020.







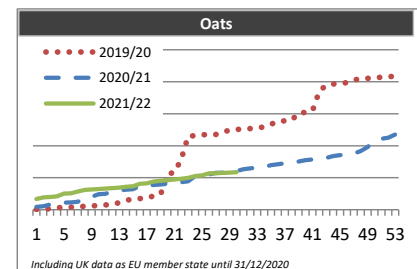
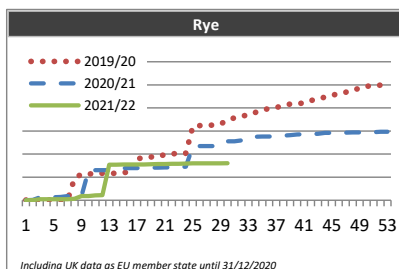
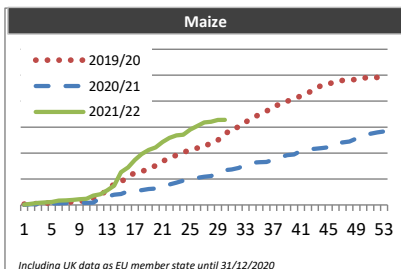
Week 1 to 30 from 01/07/2021 to 23/01/2022

(tonnes)

Maize			
week	2019/20	2020/21	2021/22
1	32 545	1 338	13 301
2	46 352	27 536	40 676
3	52 472	30 132	83 212
4	66 400	37 912	95 311
5	86 002	56 341	117 486
6	97 673	60 801	164 685
7	102 782	68 203	177 146
8	111 913	71 563	194 822
9	125 739	78 596	215 535
10	181 768	82 465	240 486
11	262 627	86 507	359 486
12	377 070	267 949	414 810
13	573 257	327 659	557 232
14	804 507	398 603	741 444
15	890 335	417 643	1 259 380
16	1 078 162	524 491	1 443 941
17	1 240 987	544 578	1 731 275
18	1 299 197	567 124	1 961 379
19	1 377 297	618 197	2 116 416
20	1 513 237	633 825	2 217 793
21	1 678 507	748 697	2 430 972
22	1 804 041	785 454	2 588 310
23	1 914 718	859 704	2 678 651
24	2 031 525	939 660	2 704 037
25	2 112 346	1 027 907	2 909 170
26	2 190 722	1 044 197	3 038 087
27	2 229 611	1 085 492	3 183 652
28	2 411 901	1 116 562	3 208 560
29	2 492 707	1 252 223	3 277 118
30	2 705 260	1 336 780	3 279 565
31	2 958 117	1 368 460	
32	2 995 488	1 426 397	
33	3 186 443	1 553 269	
34	3 372 441	1 626 269	
35	3 473 942	1 645 253	
36	3 611 099	1 653 268	
37	3 814 310	1 747 122	
38	3 873 774	1 838 302	
39	3 994 046	1 917 103	
40	4 108 919	1 948 645	
41	4 197 266	2 082 834	
42	4 316 749	2 149 467	
43	4 455 334	2 163 180	
44	4 614 471	2 186 361	
45	4 673 252	2 224 204	
46	4 748 726	2 392 953	
47	4 804 469	2 407 790	
48	4 818 677	2 443 208	
49	4 835 577	2 554 326	
50	4 896 665	2 637 143	
51	4 905 451	2 746 290	
52	4 910 394	2 796 674	
53	4 939 131	2 833 181	

Rye			
week	2019/20	2020/21	2021/22
1	497	202	0
2	628	546	41
3	631	6 199	2 248
4	631	6 306	2 249
5	671	6 813	2 326
6	748	6 924	2 357
7	843	9 063	2 444
8	47 071	9 214	2 950
9	56 750	9 286	9 197
10	56 869	64 603	9 243
11	57 988	65 212	10 500
12	58 120	65 389	10 877
13	58 160	65 440	77 099
14	58 273	69 657	77 209
15	60 267	69 657	77 491
16	60 267	69 755	77 518
17	90 675	69 806	77 592
18	90 886	70 428	77 674
19	93 835	70 497	77 960
20	94 428	70 549	78 310
21	99 097	70 952	78 546
22	100 744	71 230	78 837
23	101 052	72 191	79 102
24	101 812	72 637	79 732
25	160 351	117 104	79 985
26	161 493	117 222	79 985
27	162 592	117 222	79 985
28	162 593	117 310	80 013
29	165 178	117 407	80 037
30	174 148	127 513	80 199
31	178 443	127 613	
32	182 680	129 889	
33	183 973	137 620	
34	190 035	137 644	
35	195 599	137 907	
36	198 803	138 130	
37	201 312	138 528	
38	204 540	140 231	
39	208 552	140 859	
40	209 550	142 678	
41	210 624	142 915	
42	216 194	143 680	
43	218 445	144 013	
44	223 927	145 734	
45	227 061	146 197	
46	231 338	146 459	
47	233 930	146 513	
48	240 345	147 043	
49	241 682	147 102	
50	246 769	147 130	
51	248 490	147 340	
52	249 128	148 402	
53	252 487	148 432	

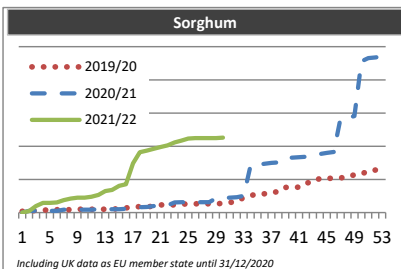
Oats			
week	2019/20	2020/21	2021/22
1	303	4 443	16 792
2	930	5 175	19 062
3	1 418	8 319	20 079
4	3 129	10 274	20 925
5	3 685	10 893	25 098
6	3 968	11 455	25 559
7	4 564	12 539	28 484
8	5 315	18 233	31 038
9	5 865	20 115	31 660
10	6 666	24 001	32 217
11	7 499	24 964	32 949
12	8 192	28 370	33 724
13	10 856	30 245	34 482
14	14 515	31 204	35 796
15	16 797	31 907	36 439
16	17 487	36 852	40 430
17	18 235	37 537	41 388
18	21 508	38 723	44 133
19	23 787	39 482	44 978
20	55 844	40 443	46 054
21	58 386	42 058	47 382
22	79 070	43 067	48 340
23	114 828	44 332	49 660
24	115 819	52 574	52 755
25	117 167	54 624	53 774
26	117 343	54 945	56 765
27	117 534	57 508	56 941
28	120 899	57 886	57 383
29	124 593	59 431	57 974
30	125 256	60 536	58 626
31	126 001	63 298	
32	126 774	64 623	
33	127 889	65 784	
34	129 202	66 881	
35	133 745	69 754	
36	138 019	71 088	
37	138 831	72 543	
38	139 815	74 516	
39	151 303	75 449	
40	152 057	77 289	
41	154 497	78 590	
42	185 388	79 937	
43	194 509	81 059	
44	196 583	83 901	
45	197 590	85 230	
46	198 687	86 351	
47	202 875	87 690	
48	204 762	91 792	
49	205 424	98 166	
50	206 121	108 227	
51	207 210	110 780	
52	208 127	112 677	
53	208 293	117 583	



Week 1 to 30 from 01/07/2021 to 23/01/2022

(tonnes)

Sorghum			
week	2019/20	2020/21	2021/22
1	75	0	0
2	100	99	85
3	124	99	392
4	150	99	584
5	152	100	587
6	173	101	611
7	173	177	743
8	173	177	847
9	194	177	902
10	197	177	902
11	197	177	960
12	197	202	1 070
13	199	204	1 292
14	199	204	1 366
15	244	204	1 610
16	285	228	1 706
17	309	258	2 961
18	360	329	3 636
19	360	331	3 736
20	361	388	3 840
21	456	388	3 948
22	456	439	4 048
23	458	613	4 233
24	503	624	4 333
25	529	624	4 462
26	529	624	4 489
27	529	624	4 489
28	530	624	4 491
29	530	851	4 491
30	556	880	4 516
31	608	903	
32	654	931	
33	907	1 014	
34	1 027	2 885	
35	1 127	2 886	
36	1 127	2 939	
37	1 247	2 997	
38	1 247	3 023	
39	1 511	3 314	
40	1 536	3 314	
41	1 536	3 340	
42	1 796	3 368	
43	1 820	3 500	
44	2 059	3 536	
45	2 059	3 597	
46	2 063	3 653	
47	2 088	5 678	
48	2 137	5 706	
49	2 281	5 811	
50	2 306	9 121	
51	2 524	9 306	
52	2 562	9 357	
53	2 562	9 405	





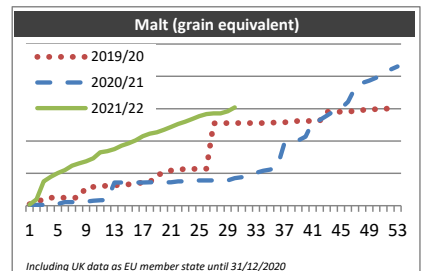
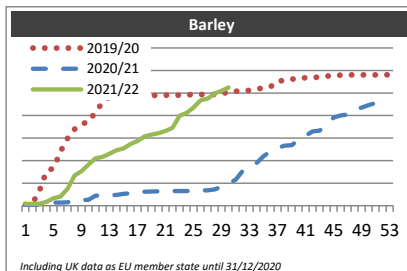
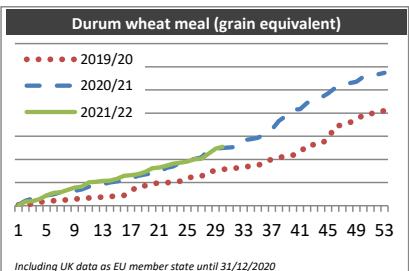
Week 1 to 30 from 01/07/2021 to 23/01/2022

(tonnes)

Durum wheat meal (grain equivalent)			
week	2019/20	2020/21	2021/22
1	17	21	8
2	22	108	89
3	36	150	99
4	75	194	144
5	95	223	220
6	106	247	275
7	106	294	289
8	134	312	339
9	144	321	392
10	158	353	413
11	169	410	507
12	178	432	514
13	187	465	534
14	199	502	538
15	214	528	578
16	222	542	646
17	318	597	661
18	424	647	678
19	429	673	727
20	475	698	811
21	491	728	826
22	497	813	865
23	510	848	909
24	529	930	930
25	606	985	955
26	618	1 007	1 001
27	636	1 043	1 015
28	734	1 198	1 122
29	756	1 225	1 230
30	786	1 247	1 272
31	797	1 259	
32	814	1 273	
33	842	1 414	
34	848	1 435	
35	874	1 467	
36	922	1 539	
37	1 007	1 644	
38	1 039	1 829	
39	1 073	1 938	
40	1 094	2 077	
41	1 147	2 081	
42	1 312	2 223	
43	1 317	2 259	
44	1 336	2 337	
45	1 451	2 425	
46	1 721	2 547	
47	1 739	2 581	
48	1 794	2 647	
49	1 849	2 674	
50	1 962	2 787	
51	1 978	2 811	
52	2 039	2 835	
53	2 048	2 870	

Barley			
week	2019/20	2020/21	2021/22
1	5 495	15	7 590
2	11 034	1 736	8 127
3	66 804	6 899	8 833
4	151 795	6 902	16 769
5	167 048	13 520	32 972
6	240 193	13 722	40 018
7	298 686	14 445	75 416
8	338 676	24 701	133 268
9	364 018	25 509	152 668
10	370 412	26 468	183 106
11	416 796	44 307	210 363
12	456 839	45 208	216 431
13	484 584	46 951	230 918
14	487 744	47 223	246 199
15	487 929	52 559	254 560
16	488 381	54 429	273 325
17	488 773	54 429	286 457
18	488 774	61 714	307 650
19	489 027	63 015	315 498
20	489 027	64 307	321 951
21	490 205	64 413	332 198
22	490 205	64 592	345 186
23	490 872	64 716	399 404
24	490 936	65 502	412 138
25	493 575	66 521	434 960
26	493 575	68 056	467 890
27	493 631	68 323	474 868
28	493 875	72 261	497 776
29	494 151	84 510	509 801
30	506 261	99 450	524 596
31	507 913	114 874	
32	508 927	154 277	
33	511 932	171 896	
34	518 024	189 587	
35	522 024	219 203	
36	528 225	241 503	
37	554 219	256 027	
38	554 418	266 916	
39	561 890	268 274	
40	562 391	291 610	
41	567 887	310 557	
42	568 130	329 427	
43	571 281	332 974	
44	574 773	357 431	
45	576 048	391 413	
46	579 405	400 065	
47	580 778	404 892	
48	580 808	426 698	
49	580 822	435 616	
50	580 838	446 444	
51	580 841	455 298	
52	580 841	459 443	
53	580 841	465 914	

Malt (grain equivalent)			
week	2019/20	2020/21	2021/22
1	240	134	170
2	405	135	993
3	1 112	139	3 762
4	1 221	271	4 462
5	1 222	285	5 041
6	1 222	551	5 492
7	1 222	551	6 171
8	1 223	574	6 528
9	2 882	642	6 858
10	2 916	777	7 329
11	3 019	845	8 241
12	3 079	872	8 432
13	3 172	3 595	8 753
14	3 205	3 596	9 269
15	3 298	3 597	9 649
16	3 419	3 597	10 101
17	3 573	3 597	10 749
18	3 574	3 618	11 133
19	4 874	3 618	11 342
20	4 913	3 622	11 752
21	5 453	3 622	12 184
22	5 555	3 757	12 651
23	5 678	3 757	12 987
24	5 678	3 825	13 421
25	5 678	3 891	13 840
26	5 736	3 893	14 160
27	12 737	3 893	14 266
28	12 737	3 893	14 291
29	12 763	3 908	14 580
30	12 763	4 249	15 199
31	12 784	4 406	
32	12 784	4 718	
33	12 784	5 097	
34	12 785	5 396	
35	12 853	5 586	
36	12 853	5 933	
37	12 879	9 653	
38	13 037	9 898	
39	13 101	10 101	
40	13 101	10 682	
41	13 102	12 999	
42	13 102	13 229	
43	14 520	13 923	
44	14 521	14 617	
45	14 521	15 008	
46	14 522	16 058	
47	14 654	18 240	
48	14 788	18 996	
49	14 921	19 343	
50	14 922	19 799	
51	14 989	20 410	
52	15 017	21 041	
53	15 152	21 531	



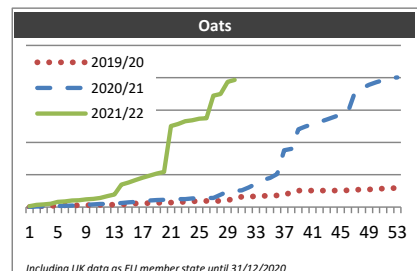
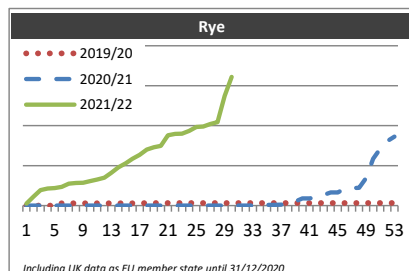
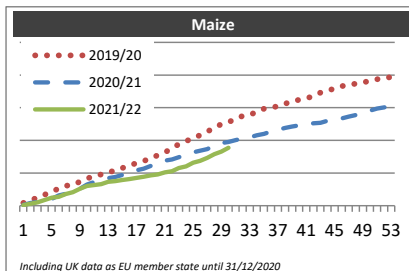
Week 1 to 30 from 01/07/2021 to 23/01/2022

(tonnes)

Maize			
week	2019/20	2020/21	2021/22
1	431 335	124 748	89 745
2	761 493	419 378	320 216
3	1 303 291	595 271	527 425
4	1 679 978	815 972	851 358
5	2 125 234	1 042 931	1 225 198
6	2 624 908	1 560 728	1 369 134
7	3 052 379	1 821 390	1 780 744
8	3 169 060	2 040 073	2 054 240
9	3 696 267	2 599 754	2 597 994
10	4 136 675	3 232 831	3 018 641
11	4 528 292	3 612 176	3 150 156
12	4 793 953	3 829 175	3 292 671
13	4 996 725	4 219 341	3 667 602
14	5 487 629	4 402 520	3 767 048
15	5 763 764	4 727 179	3 922 252
16	6 170 581	4 963 268	4 081 429
17	6 499 208	5 400 173	4 264 564
18	6 842 862	5 666 468	4 431 747
19	7 283 923	6 072 793	4 640 745
20	7 708 646	6 554 661	4 773 203
21	8 142 819	6 901 144	5 088 532
22	8 844 492	7 090 925	5 269 765
23	9 403 428	7 428 158	5 773 090
24	9 873 080	7 771 347	6 024 373
25	10 401 396	8 180 488	6 583 263
26	10 790 672	8 410 770	6 871 988
27	11 365 409	8 655 548	7 335 899
28	11 849 282	9 198 105	7 875 155
29	12 524 377	9 583 547	8 291 075
30	12 789 770	9 753 553	8 869 698
31	13 295 873	10 024 716	
32	13 743 524	10 279 141	
33	13 902 683	10 463 896	
34	14 347 763	10 786 809	
35	14 826 244	10 998 300	
36	15 008 167	11 352 223	
37	15 214 368	11 630 333	
38	15 616 247	11 896 558	
39	15 952 650	12 104 192	
40	16 223 415	12 296 809	
41	16 449 790	12 449 245	
42	16 732 134	12 605 764	
43	17 293 897	12 680 597	
44	17 667 099	12 993 087	
45	17 893 343	13 253 024	
46	18 286 024	13 370 452	
47	18 491 537	13 639 174	
48	18 666 715	13 892 596	
49	18 895 343	14 159 758	
50	19 069 447	14 539 885	
51	19 346 151	14 871 373	
52	19 592 483	15 043 552	
53	19 654 085	15 223 631	

Rye			
week	2019/20	2020/21	2021/22
1	0	0	2 504
2	0	0	11 290
3	0	0	19 382
4	0	2	21 461
5	0	2	21 881
6	2 981	2	23 302
7	2 981	2	27 394
8	2 981	2	28 393
9	2 981	2	28 669
10	2 981	2	30 732
11	2 981	2	32 614
12	2 981	2	34 909
13	2 981	2	40 888
14	2 981	2	47 936
15	2 981	2	52 713
16	2 981	2	58 662
17	3 026	8	63 352
18	3 092	8	70 083
19	3 092	8	72 886
20	3 092	8	74 587
21	3 092	8	87 861
22	3 192	9	89 678
23	3 192	9	90 016
24	3 214	9	93 388
25	3 214	10	98 463
26	3 214	10	99 016
27	3 214	10	102 064
28	3 236	10	104 357
29	3 236	10	137 227
30	3 236	10	161 020
31	3 236	10	
32	3 239	10	
33	3 239	10	
34	3 240	387	
35	3 240	1 031	
36	3 240	1 031	
37	3 248	1 308	
38	3 248	4 414	
39	3 248	5 094	
40	3 248	9 061	
41	3 248	9 061	
42	3 248	10 486	
43	3 248	13 391	
44	3 248	16 355	
45	3 248	16 355	
46	3 248	21 246	
47	3 248	21 834	
48	3 249	22 332	
49	3 249	34 693	
50	3 249	58 564	
51	3 249	71 186	
52	3 249	80 689	
53	3 249	86 288	

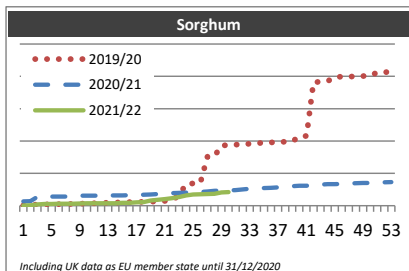
Oats			
week	2019/20	2020/21	2021/22
1	2	0	135
2	113	88	331
3	141	110	415
4	188	154	506
5	215	176	788
6	262	198	875
7	262	220	1 007
8	284	243	1 065
9	307	337	1 211
10	307	404	1 268
11	329	492	1 400
12	351	492	1 694
13	374	541	1 942
14	418	637	3 479
15	462	744	3 791
16	545	821	4 204
17	568	958	4 561
18	610	1 002	4 863
19	654	1 073	5 185
20	677	1 125	5 425
21	707	1 169	12 533
22	770	1 237	12 838
23	792	1 242	13 265
24	876	1 330	13 421
25	943	1 379	13 669
26	943	1 423	13 750
27	944	1 423	17 233
28	944	1 895	17 469
29	1 008	2 404	19 362
30	1 424	2 524	19 662
31	1 600	2 584	
32	1 630	3 035	
33	1 674	3 580	
34	1 746	4 190	
35	1 748	4 526	
36	1 792	5 112	
37	1 849	8 800	
38	2 290	8 999	
39	2 557	12 024	
40	2 557	12 468	
41	2 557	12 815	
42	2 557	13 165	
43	2 558	13 518	
44	2 558	13 909	
45	2 582	14 313	
46	2 604	14 640	
47	2 670	17 770	
48	2 716	18 369	
49	2 738	18 918	
50	2 776	19 297	
51	2 864	19 614	
52	2 909	19 965	
53	2 953	20 046	

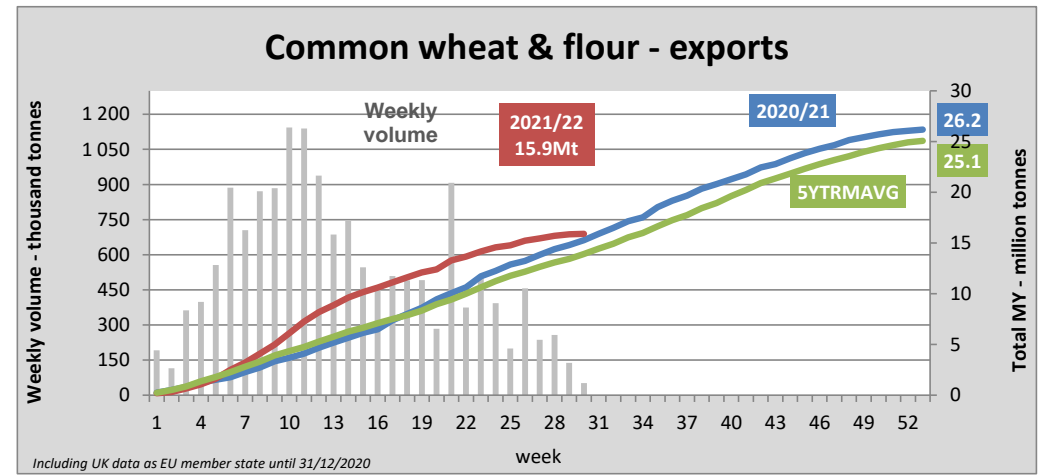
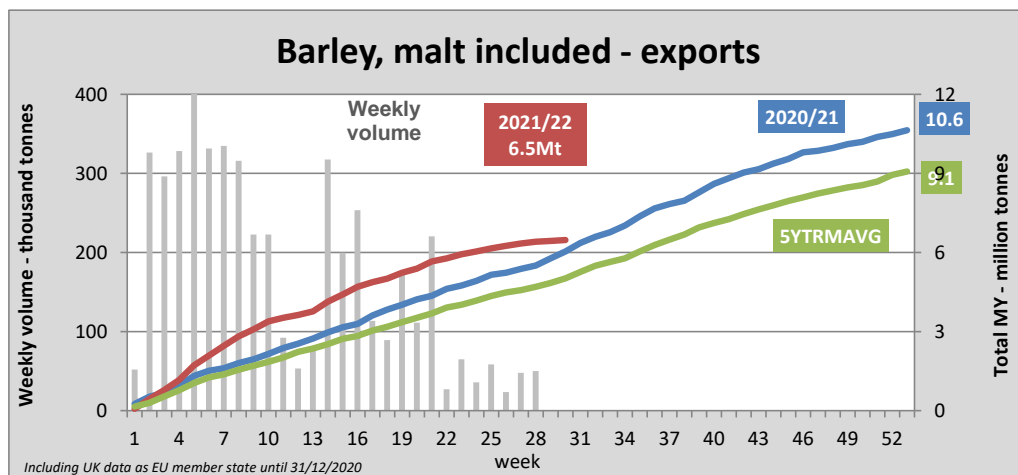
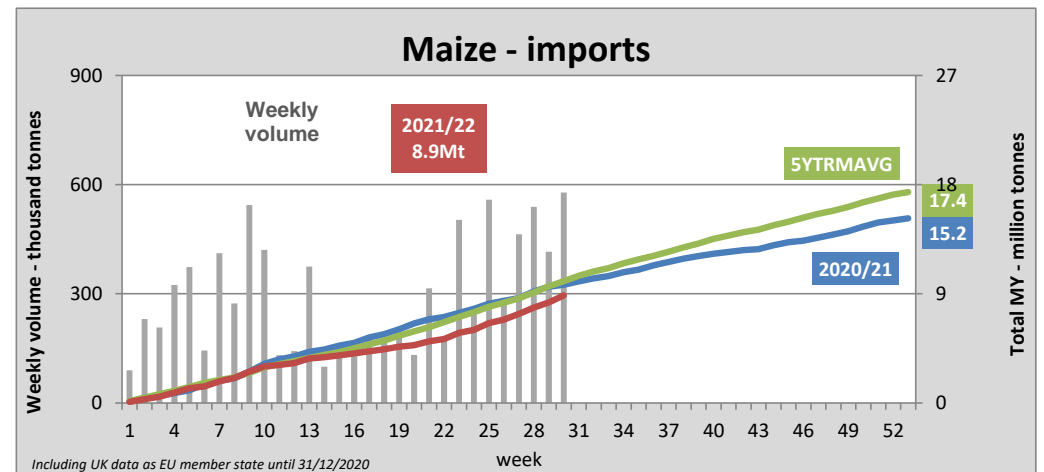
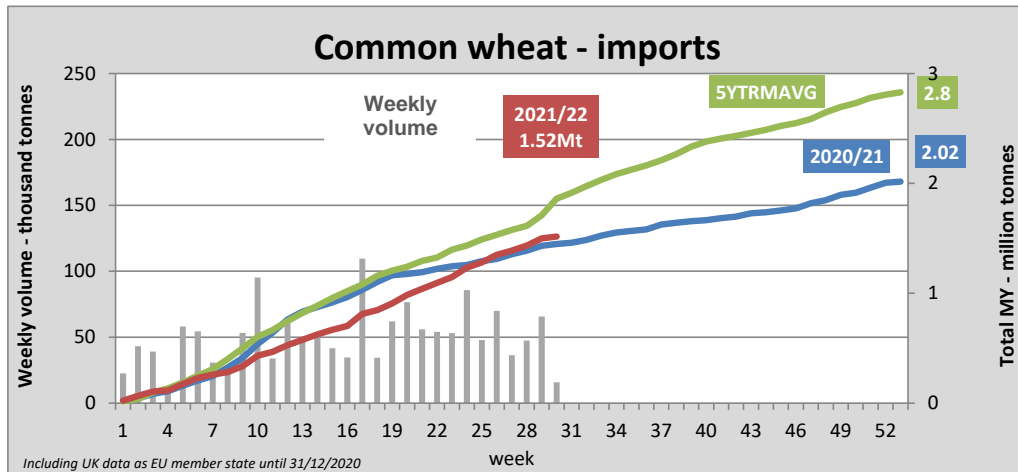


Week 1 to 30 from 01/07/2021 to 23/01/2022

(tonnes)

Sorghum			
week	2019/20	2020/21	2021/22
1	206	2 653	86
2	472	2 727	218
3	583	5 479	820
4	789	5 531	1 044
5	852	5 627	1 126
6	945	5 695	1 188
7	1 052	5 697	1 210
8	1 137	5 721	1 235
9	1 244	6 172	1 361
10	1 354	6 174	1 447
11	1 510	6 243	1 497
12	1 780	6 269	1 498
13	1 850	6 364	1 545
14	1 892	6 387	1 560
15	2 109	6 409	1 723
16	2 262	6 539	1 766
17	2 352	6 629	2 035
18	2 379	6 835	2 213
19	2 473	6 966	3 274
20	2 675	7 168	3 671
21	2 941	7 623	4 117
22	3 203	7 789	4 606
23	6 533	7 926	5 421
24	13 531	8 125	6 310
25	13 828	8 282	6 862
26	13 918	8 461	7 061
27	30 270	8 818	7 198
28	30 485	9 200	7 374
29	37 223	9 365	8 265
30	37 489	9 526	8 423
31	37 775	9 658	
32	38 117	10 077	
33	38 317	10 505	
34	38 649	10 799	
35	38 802	10 903	
36	39 086	11 083	
37	39 327	11 333	
38	39 598	11 618	
39	39 732	12 022	
40	42 902	12 297	
41	43 112	12 411	
42	76 240	12 799	
43	76 819	13 110	
44	77 061	13 327	
45	79 554	13 403	
46	79 736	13 528	
47	79 761	13 750	
48	80 094	13 864	
49	80 226	13 985	
50	80 385	14 117	
51	82 471	14 337	
52	82 566	14 535	
53	82 653	14 602	







## Calendar of Marketing Year weeks

Week	2019/20		2020/21		2021/22	
	Start	End	Start	End	Start	End
1	01-07-2019	07-07-2019	01-07-2020	05-07-2020	01-07-2021	04-07-2021
2	08-07-2019	14-07-2019	06-07-2020	12-07-2020	05-07-2021	11-07-2021
3	15-07-2019	21-07-2019	13-07-2020	19-07-2020	12-07-2021	18-07-2021
4	22-07-2019	28-07-2019	20-07-2020	26-07-2020	19-07-2021	25-07-2021
5	29-07-2019	04-08-2019	27-07-2020	02-08-2020	26-07-2021	01-08-2021
6	05-08-2019	11-08-2019	03-08-2020	09-08-2020	02-08-2021	08-08-2021
7	12-08-2019	18-08-2019	10-08-2020	16-08-2020	09-08-2021	15-08-2021
8	19-08-2019	25-08-2019	17-08-2020	23-08-2020	16-08-2021	22-08-2021
9	26-08-2019	01-09-2019	24-08-2020	30-08-2020	23-08-2021	29-08-2021
10	02-09-2019	08-09-2019	31-08-2020	06-09-2020	30-08-2021	05-09-2021
11	09-09-2019	15-09-2019	07-09-2020	13-09-2020	06-09-2021	12-09-2021
12	16-09-2019	22-09-2019	14-09-2020	20-09-2020	13-09-2021	19-09-2021
13	23-09-2019	29-09-2019	21-09-2020	27-09-2020	20-09-2021	26-09-2021
14	30-09-2019	06-10-2019	28-09-2020	04-10-2020	27-09-2021	03-10-2021
15	07-10-2019	13-10-2019	05-10-2020	11-10-2020	04-10-2021	10-10-2021
16	14-10-2019	20-10-2019	12-10-2020	18-10-2020	11-10-2021	17-10-2021
17	21-10-2019	27-10-2019	19-10-2020	25-10-2020	18-10-2021	24-10-2021
18	28-10-2019	03-11-2019	26-10-2020	01-11-2020	25-10-2021	31-10-2021
19	04-11-2019	10-11-2019	02-11-2020	08-11-2020	01-11-2021	07-11-2021
20	11-11-2019	17-11-2019	09-11-2020	15-11-2020	08-11-2021	14-11-2021
21	18-11-2019	24-11-2019	16-11-2020	22-11-2020	15-11-2021	21-11-2021
22	25-11-2019	01-12-2019	23-11-2020	29-11-2020	22-11-2021	28-11-2021
23	02-12-2019	08-12-2019	30-11-2020	06-12-2020	29-11-2021	05-12-2021
24	09-12-2019	15-12-2019	07-12-2020	13-12-2020	06-12-2021	12-12-2021
25	16-12-2019	22-12-2019	14-12-2020	20-12-2020	13-12-2021	19-12-2021
26	23-12-2019	29-12-2019	21-12-2020	27-12-2020	20-12-2021	26-12-2021
27	30-12-2019	05-01-2020	28-12-2020	03-01-2021	27-12-2021	02-01-2022
28	06-01-2020	12-01-2020	04-01-2021	10-01-2021	03-01-2022	09-01-2022
29	13-01-2020	19-01-2020	11-01-2021	17-01-2021	10-01-2022	16-01-2022
30	20-01-2020	26-01-2020	18-01-2021	24-01-2021	17-01-2022	23-01-2022
31	27-01-2020	02-02-2020	25-01-2021	31-01-2021	24-01-2022	30-01-2022
32	03-02-2020	09-02-2020	01-02-2021	07-02-2021	31-01-2022	06-02-2022
33	10-02-2020	16-02-2020	08-02-2021	14-02-2021	07-02-2022	13-02-2022
34	17-02-2020	23-02-2020	15-02-2021	21-02-2021	14-02-2022	20-02-2022
35	24-02-2020	01-03-2020	22-02-2021	28-02-2021	21-02-2022	27-02-2022
36	02-03-2020	08-03-2020	01-03-2021	07-03-2021	28-02-2022	06-03-2022
37	09-03-2020	15-03-2020	08-03-2021	14-03-2021	07-03-2022	13-03-2022
38	16-03-2020	22-03-2020	15-03-2021	21-03-2021	14-03-2022	20-03-2022
39	23-03-2020	29-03-2020	22-03-2021	28-03-2021	21-03-2022	27-03-2022
40	30-03-2020	05-04-2020	29-03-2021	04-04-2021	28-03-2022	03-04-2022
41	06-04-2020	12-04-2020	05-04-2021	11-04-2021	04-04-2022	10-04-2022
42	13-04-2020	19-04-2020	12-04-2021	18-04-2021	11-04-2022	17-04-2022
43	20-04-2020	26-04-2020	19-04-2021	25-04-2021	18-04-2022	24-04-2022
44	27-04-2020	03-05-2020	26-04-2021	02-05-2021	25-04-2022	01-05-2022
45	04-05-2020	10-05-2020	03-05-2021	09-05-2021	02-05-2022	08-05-2022
46	11-05-2020	17-05-2020	10-05-2021	16-05-2021	09-05-2022	15-05-2022
47	18-05-2020	24-05-2020	17-05-2021	23-05-2021	16-05-2022	22-05-2022
48	25-05-2020	31-05-2020	24-05-2021	30-05-2021	23-05-2022	29-05-2022
49	01-06-2020	07-06-2020	31-05-2021	06-06-2021	30-05-2022	05-06-2022
50	08-06-2020	14-06-2020	07-06-2021	13-06-2021	06-06-2022	12-06-2022
51	15-06-2020	21-06-2020	14-06-2021	20-06-2021	13-06-2022	19-06-2022
52	22-06-2020	28-06-2020	21-06-2021	27-06-2021	20-06-2022	26-06-2022
53	29-06-2020	30-06-2020	28-06-2021	30-06-2021	27-06-2022	30-06-2022