

In this report data for France are complete until December 2021

### Trade monitoring through customs surveillance data

The TAXUD surveillance system ("customs surveillance") records and centralizes all trade data (import and exports) directly from the national customs authorities on a daily basis. For each transaction, the stored data contain the information available on the Single Administrative Document (SAD), including the volume and origin of the consignment.

As surveillance system does not include intra-trade data, the UK data as EU partner can't be displayed before 1/1/2021. The data as of 1/1/2021 is therefore not comparable with the data until 31/12/2020.

According to Art.55(2) of Commission Implementing Regulation (EU) 2015/2447, the customs authorities shall provide the Commission at least once a week with data on customs declarations for the goods that have been made subject to surveillance at release for free circulation or at export.

The "customs surveillance" data provide actual and prompt information about the trade (import/export) transaction in terms of volume and origin or destination. The European Commission aims to improve data quality and provide as recent and accurate information as possible. However, Surveillance data are created on the basis of declarations that may be modified, corrected or deleted. Additionally, the legal basis (Regulation (EU) 2015/2447) allows that on specific occasions declaration data may be forwarded with a delay. Therefore, it cannot be guaranteed that information provided is free of errors or that it will not be amended. The European Commission accepts no responsibility with regard to such problems incurred as a result of using these data.

\* The United Kingdom is no longer a Member State of the European Union, however until the end of the transition period it was still a part of the EU Customs Union. Due to the absence of intra-trade data in the surveillance system, the totals of the EU trade data therefore also include the UK data until 31/12/2020. The data as of 1/1/2021 is therefore not comparable with the data until 31/12/2020.

### Publication of data

This report is published on a weekly basis. In case of a technical issue or another constraint causing delay of the publication, please note that the next upload will be done in the coming days at 12h or 16h.

The data are expressed in quantity of the product itself, unless otherwise stated.  
Below the specifications of the products included in the report.

Product	CN code
Soyabeans	1201 10 00; 1201 90 00
Rapeseed	1205 10 10; 1205 10 90; 1205 90 00
Sunflowerseed	1206 00 10; 1206 00 91; 1206 00 99
Soyameal	2304 00 00
Rapeseed meal	2306 41 00; 2306 49 00
Sunflowerseed meal	2306 30 00
Soyaoil	1507 10 10; 1507 10 90; 1507 90 10; 1507 90 90
Rapeseed oil	1514 11 10; 1514 11 90; 1514 19 10; 1514 19 90; 1514 91 10; 1514 91 90; 1514 99 10; 1514 99 90
Sunflowerseed oil	1512 11 10; 1512 11 91; 1512 11 99; 1512 19 10; 1512 19 90
Palm oil	1511 10 10; 1511 10 90; 1511 90 11; 15119019; 15119091; 15119099

- XI refers to Northern Ireland
- the weekly reference period is from Monday to Sunday

## Cumul of week 1 to 30

	EU*		EU + UK		EU + UK	
	01/07/2021 - 23/01/2022		01/07/2020 - 24/01/2021		01/07/2019 - 26/01/2020	
	Export	Import	Export	Import	Export	Import
(tonnes)						
Soyabeans	204 369	7 336 826	141 962	8 365 878	160 782	7 983 799
Rapeseed	372 821	2 732 571	67 537	4 021 706	11 810	4 113 758
Sunflowerseed	169 317	252 699	291 716	681 005	252 984	534 495
<b>Total seeds</b>	<b>746 507</b>	<b>10 322 096</b>	<b>501 215</b>	<b>13 068 590</b>	<b>425 576</b>	<b>12 632 053</b>
Soyameal	468 028	9 011 299	295 205	10 007 934	267 016	10 889 206
Rapeseed meal	407 083	351 904	309 582	238 662	254 081	211 020
Sunflowerseed meal	371 122	1 019 129	263 721	1 416 868	293 378	1 635 839
<b>Total meals</b>	<b>1 246 233</b>	<b>10 382 332</b>	<b>868 508</b>	<b>11 663 464</b>	<b>814 475</b>	<b>12 736 065</b>
Soyaoil	590 480	300 573	372 534	292 416	307 348	301 061
Rapeseed oil	183 319	354 125	216 874	164 771	91 074	185 664
Sunflowerseed oil	314 828	1 012 616	295 509	1 091 449	288 881	1 146 406
Palm oil	110 468	3 012 699	47 471	3 377 427	72 928	3 198 323
<b>Total oils</b>	<b>1 199 094</b>	<b>4 680 013</b>	<b>932 389</b>	<b>4 926 064</b>	<b>760 231</b>	<b>4 831 454</b>
<b>General Total</b>	<b>3 191 835</b>	<b>25 384 441</b>	<b>2 302 111</b>	<b>29 658 117</b>	<b>2 000 282</b>	<b>30 199 572</b>

\* The United Kingdom is no longer a Member State of the European Union, however until the end of the transition period it was still a part of the EU Customs Union. Due to the absence of intra-trade data in the surveillance system, the totals of the EU trade data therefore also include the UK data until 31/12/2020. The data as of 1/1/2021 is therefore not comparable with the data until 31/12/2020.

Week 1 to 30 from 01/07/2021 to 23/01/2022

Summary

Import (tonnes)	Soyabeans	Rapeseed	Sunflower- seed	Soyameal	Rapeseed meal	Sunflower- seed meal	Soyaoil	Rapeseed oil	Sunflower- seed oil	Palm oil
BE	139 043	833 953	707	50 674		23 990	96	11 588	1 151	127 306
BG	284	25 655	73 938	3 417			12 941	10 444	6 474	452
CZ	610	11 830	3 360	543		187	609	647	4 281	59
DK	839	11	1 019	572 525	605	81 612	30 214	21 942	652	35 029
DE	1 269 546	630 092	11 485	518 794	14 793	78 697	1 321	6 498	1 314	127 513
EE			4 945	1 161	1 075	2 273	166	1 786	2 471	
IE	16 637	15	463	349 854	17 982	5 834	498	1 537	1 422	1 147
EL	114 968		1 958	285 190	3 188	14 993	4 485	107	3 305	66 893
ES	1 838 800		23 202	1 524 147	57 628	71 286	112 332	314	273 433	784 168
FR	164 848	328 580	4 117	1 023 768	61 455	120 511	2 941	286	55 323	55 436
HR	223	908	742	1 667		641	514	2 154	22 683	5 450
IT	1 152 577		2 354	843 431	9 289	131 916	24	10 600	180 815	875 815
CY			42	72 710			808	597	2 445	52
LV		50	552	6 865	19 613	26 707	226	34 849	4 077	12
LT	712		1 113	14 781	44 294	14 067	5 365	46 275	16 437	
LU			9							
HU	16 772	8 311	16 412	177			1 316		3 084	506
MT							101	4	880	179
NL	2 044 357	703 609	10 201	1 414 788	8 262	250 514	10 812	105 795	298 130	887 525
AT	1 620	1 399	4 764	68		720	153	2 238	13 158	1
PL	13 840	81 815	7 510	1 379 165	30 862	128 361	97 521	80 579	69 330	161
PT	431 268	50 695	222	38 968				7	13 757	3 314
RO	118 748	47 476	82 368	312 381	46		648	1	10 515	5 219
SI	2 189	115	255	425 715	7 445	45 348	2 680	4 022	16 767	
SK	481	14	198					297	6 355	
FI	3 318			26 040	59 682	2 390	164	139	3	8
SE	5 063	8 040	366	97 289	13 497	12 931	13 567	9 529	1 211	35 947
XI	84		396	47 183	2 187	6 150	1 070	1 891	3 142	505
<b>EU*</b>	<b>7 336 826</b>	<b>2 732 571</b>	<b>252 699</b>	<b>9 011 299</b>	<b>351 904</b>	<b>1 019 129</b>	<b>300 573</b>	<b>354 125</b>	<b>1 012 616</b>	<b>3 012 699</b>

\* The United Kingdom is no longer a Member State of the European Union, however until the end of the transition period it was still a part of the EU Customs Union. Due to the absence of intra-trade data in the surveillance system, the totals of the EU trade data therefore also include the UK data until 31/12/2020. The data as of 1/1/2021 is therefore not comparable with the data until 31/12/2020.

## Top 5 import origins\* - Marketing Year 2021/22 (update of 23/01/2022)

Soyabeans		
Origin	tonnes	share
Brazil	3 536 767	48.2%
United States of America	2 594 486	35.4%
Canada	919 842	12.5%
Ukraine	207 226	2.8%
Uruguay	16 529	0.2%

Rapeseed		
Origin	tonnes	share
Ukraine	1 595 336	58.4%
Australia	654 772	24.0%
Canada	275 680	10.1%
Moldova	70 127	2.6%
	59 285	2.2%

Sunflowerseed		
Origin	tonnes	share
Moldova	147 532	58.4%
Turkey	22 891	9.1%
China	20 146	8.0%
Serbia	17 207	6.8%
Ukraine	13 246	5.2%

Soyameal		
Origin	tonnes	share
Brazil	4 016 420	44.6%
Argentina	3 791 157	42.1%
Paraguay	352 781	3.9%
United States of America	218 505	2.4%
Russia	155 680	1.7%

Rapeseed meal		
Origin	tonnes	share
Ukraine	134 564	38.2%
Russia	116 107	33.0%
United Kingdom	62 018	17.6%
Belarus	31 547	9.0%

Sunflowerseed meal		
Origin	tonnes	share
Russia	379 770	37.3%
Ukraine	304 384	29.9%
Argentina	297 452	29.2%
Serbia	30 134	3.0%
Bosnia and Herzegovina	7 387	0.7%

Sunflowerseed oil		
Origin	tonnes	share
Ukraine	866 411	85.6%
Moldova	60 173	5.9%
Serbia	53 463	5.3%
United Kingdom	7 965	0.8%
Bosnia and Herzegovina	7 696	0.8%

Rapeseed oil		
Origin	tonnes	share
Ukraine	124 993	35.3%
Russia	76 897	21.7%
Belarus	59 765	16.9%
United Kingdom	39 931	11.3%
United Arab Emirates	30 750	8.7%

Soyaoil		
Origin	tonnes	share
Argentina	109 184	36.3%
Ukraine	99 082	33.0%
Norway	40 126	13.3%
Serbia	25 375	8.4%
Russia	19 934	6.6%

Palm oil		
Origin	tonnes	share
Indonesia	1 356 059	45.0%
Malaysia	658 672	21.9%
Guatemala	333 051	11.1%
Honduras	216 600	7.2%
Papua New Guinea	177 595	5.9%

\* The United Kingdom is no longer a Member State of the European Union, however until the end of the transition period it was still a part of the EU Customs Union. Due to the absence of intra-trade data in the surveillance system, the totals of the EU trade data therefore also include the UK data until 31/12/2020. The data as of 1/1/2021 is therefore not comparable with the data until 31/12/2020.

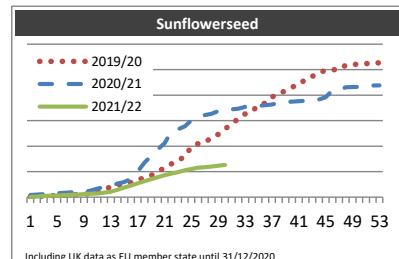
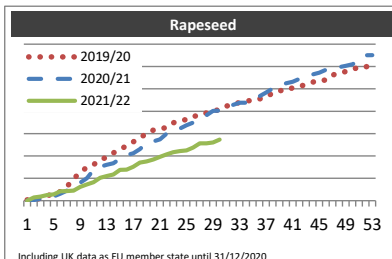
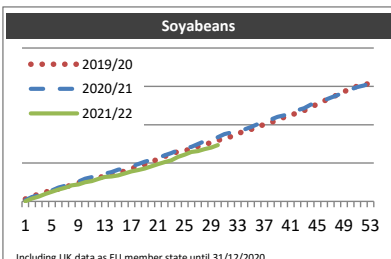
Week 1 to 30 from 01/07/2021 to 23/01/2022

(tonnes)

Soyabeans			
week	2019/20	2020/21	2021/22
1	310023	163413	13968
2	659 958	555 679	355 681
3	945 349	809 177	611 378
4	1 206 069	1 030 274	965 071
5	1 459 821	1 426 359	1 265 350
6	1 599 344	1 791 837	1 541 502
7	1 918 824	2 034 261	1 769 496
8	2 080 718	2 232 628	2 103 071
9	2 430 768	2 589 473	2 217 139
10	2 674 638	2 966 515	2 484 347
11	2 942 766	3 154 630	2 646 022
12	3 069 834	3 416 837	2 916 899
13	3 320 577	3 617 651	3 175 833
14	3 400 305	3 818 988	3 231 822
15	3 684 034	4 143 949	3 383 482
16	3 975 223	4 255 378	3 644 448
17	4 282 801	4 582 823	3 917 212
18	4 542 592	4 857 846	4 084 596
19	4 797 713	5 165 400	4 286 142
20	5 189 273	5 410 281	4 579 938
21	5 493 024	5 635 100	4 847 851
22	5 837 209	6 015 529	5 112 047
23	6 294 102	6 289 050	5 357 402
24	6 439 558	6 663 971	5 815 992
25	6 658 597	6 974 149	6 087 885
26	6 783 844	7 112 801	6 429 065
27	7 153 195	7 484 344	6 555 305
28	7 439 728	7 863 955	6 826 837
29	7 658 418	8 091 846	7 026 662
30	7 983 799	8 365 878	7 336 826
31	8 168 745	8 787 113	
32	8 471 219	8 981 118	
33	8 849 052	9 189 977	
34	9 127 667	9 392 523	
35	9 378 265	9 690 569	
36	9 699 943	10 070 532	
37	10 039 587	10 404 236	
38	10 260 376	10 689 121	
39	10 609 179	11 036 823	
40	10 964 545	11 235 122	
41	11 270 664	11 580 078	
42	11 522 310	11 899 819	
43	11 816 886	12 145 966	
44	12 285 278	12 612 425	
45	12 699 528	12 967 583	
46	13 101 564	13 179 183	
47	13 556 222	13 517 344	
48	13 862 947	13 845 410	
49	14 302 368	14 290 270	
50	14 712 851	14 580 913	
51	15 013 397	14 897 994	
52	15 251 772	15 107 559	
53	15 363 646	15 422 691	

Rapeseed			
week	2019/20	2020/21	2021/22
1	37747	2303	1890
2	65 811	30 315	147 372
3	99 835	87 701	185 167
4	229 803	117 612	252 202
5	282 612	191 335	286 826
6	407 773	310 167	418 125
7	633 499	447 212	435 611
8	985 410	634 354	451 018
9	1 255 929	809 917	617 849
10	1 499 678	1 005 715	732 158
11	1 604 669	1 368 635	830 570
12	1 841 860	1 519 996	1 025 881
13	1 928 508	1 608 779	1 101 082
14	2 136 766	1 675 495	1 176 659
15	2 274 558	1 870 591	1 382 702
16	2 466 434	2 045 747	1 387 625
17	2 632 200	2 116 047	1 519 801
18	2 781 770	2 302 683	1 707 635
19	3 030 217	2 575 115	1 756 465
20	3 161 679	2 653 439	1 847 181
21	3 210 265	2 741 156	1 961 158
22	3 279 623	3 000 518	2 067 604
23	3 482 110	3 101 934	2 165 298
24	3 568 769	3 226 133	2 217 785
25	3 633 476	3 375 065	2 246 609
26	3 775 469	3 495 914	2 373 730
27	3 798 068	3 654 993	2 561 922
28	3 926 802	3 816 857	2 567 730
29	3 959 863	4 020 847	2 599 516
30	4 113 758	4 021 706	2 732 571
31	4 234 166	4 086 795	
32	4 271 908	4 278 493	
33	4 400 563	4 385 639	
34	4 468 819	4 386 353	
35	4 469 503	4 450 697	
36	4 553 737	4 666 156	
37	4 625 305	4 836 258	
38	4 818 533	5 011 358	
39	4 928 847	5 126 993	
40	4 929 337	5 253 716	
41	5 055 893	5 316 458	
42	5 125 991	5 445 875	
43	5 177 918	5 515 224	
44	5 299 408	5 644 871	
45	5 390 588	5 725 852	
46	5 393 212	5 855 454	
47	5 611 744	5 910 269	
48	5 713 407	5 968 406	
49	5 775 457	6 034 738	
50	5 856 811	6 098 157	
51	5 989 247	6 249 596	
52	5 989 491	6 508 651	
53	6 009 330	6 508 775	

Sunflowerseed			
week	2019/20	2020/21	2021/22
1	3528	16761	1412
2	6 041	19 897	4 148
3	7 883	23 107	10 133
4	11 071	27 803	11 964
5	13 808	31 016	13 822
6	16 190	34 177	15 466
7	17 824	37 766	17 767
8	19 907	39 963	19 848
9	22 700	42 104	23 113
10	28 546	50 780	26 198
11	49 237	67 467	29 472
12	61 513	78 060	34 956
13	80 498	88 232	41 722
14	94 303	107 383	58 128
15	107 384	118 575	75 150
16	115 935	143 817	91 693
17	137 734	201 932	108 913
18	150 504	272 010	126 501
19	170 287	323 928	141 426
20	200 706	374 526	156 500
21	231 753	424 028	172 273
22	260 328	513 431	184 390
23	286 195	533 627	196 092
24	319 118	554 478	210 765
25	394 721	601 323	220 123
26	419 524	621 950	230 682
27	429 372	643 023	235 444
28	467 347	653 515	239 521
29	493 675	675 330	246 086
30	534 495	681 005	252 699
31	576 932	689 028	
32	616 164	694 016	
33	651 580	707 479	
34	672 001	711 184	
35	722 603	716 717	
36	736 756	720 903	
37	785 624	727 605	
38	808 103	738 091	
39	835 176	746 185	
40	863 911	749 580	
41	881 232	753 289	
42	926 181	756 451	
43	947 194	760 965	
44	977 468	766 958	
45	993 849	784 670	
46	998 495	837 101	
47	1 003 066	840 648	
48	1 034 700	861 598	
49	1 039 901	863 564	
50	1 043 801	866 075	
51	1 047 661	871 040	
52	1 051 590	875 304	
53	1 053 602	876 697	



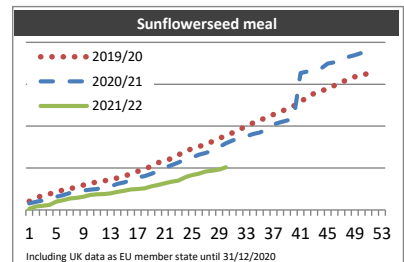
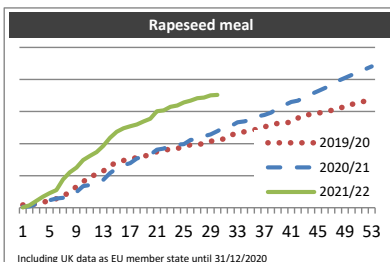
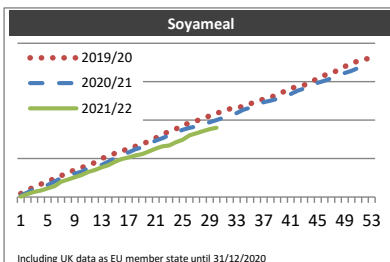
Week 1 to 30 from 01/07/2021 to 23/01/2022

(tonnes)

Soyameal			
week	2019/20	2020/21	2021/22
1	447846	179510	52604
2	838 845	576 192	390 984
3	1 351 130	1 037 063	669 965
4	1 684 189	1 292 127	854 907
5	2 002 232	1 571 296	1 135 410
6	2 435 313	2 012 516	1 432 248
7	2 803 690	2 448 836	1 984 315
8	3 049 882	2 810 433	2 286 422
9	3 584 915	3 063 572	2 579 780
10	3 819 750	3 277 846	2 866 270
11	4 119 548	3 774 628	3 262 666
12	4 489 207	4 021 207	3 524 612
13	5 001 354	4 168 888	3 873 562
14	5 368 977	4 605 061	4 153 060
15	5 691 468	5 100 524	4 611 860
16	5 899 897	5 531 856	4 952 299
17	6 404 997	5 819 215	5 163 311
18	6 598 786	6 204 174	5 407 996
19	6 902 592	6 469 839	5 592 185
20	7 255 491	6 947 594	5 919 390
21	7 674 392	7 326 283	6 312 275
22	8 158 273	7 658 005	6 579 877
23	8 513 855	8 013 975	6 712 951
24	8 857 268	8 411 736	7 123 638
25	9 417 800	8 753 876	7 462 346
26	9 565 492	8 991 053	8 026 167
27	9 895 261	9 174 789	8 287 393
28	10 240 003	9 527 028	8 580 584
29	10 567 807	9 732 586	8 820 875
30	10 889 206	10 007 934	9 011 299
31	11 149 912	10 284 783	
32	11 465 341	10 492 484	
33	11 586 258	10 936 336	
34	11 820 746	11 366 704	
35	12 130 972	11 624 650	
36	12 448 547	11 926 027	
37	12 725 561	12 343 388	
38	12 965 321	12 527 223	
39	13 305 472	12 767 405	
40	13 714 153	13 063 856	
41	14 186 368	13 385 686	
42	14 330 391	13 831 729	
43	14 571 744	14 131 376	
44	14 910 831	14 328 080	
45	15 461 435	14 867 569	
46	15 841 377	15 116 119	
47	16 099 437	15 435 525	
48	16 498 713	15 696 483	
49	16 954 529	16 115 297	
50	17 417 711	16 419 085	
51	17 692 638	16 778 532	
52	17 929 168	16 991 493	
53	18 079 264	17 286 749	

Rapeseed meal			
week	2019/20	2020/21	2021/22
1	8809	2517	787
2	8 988	4 198	7 298
3	12 171	12 303	21 470
4	17 247	15 713	34 669
5	22 264	23 499	45 556
6	28 374	28 772	55 018
7	33 463	31 119	88 211
8	51 416	33 891	109 839
9	65 495	48 922	125 415
10	80 547	67 123	148 670
11	99 319	71 166	161 501
12	102 563	79 202	173 273
13	114 515	86 934	192 764
14	130 718	108 011	218 581
15	141 476	122 229	236 993
16	147 646	133 128	248 164
17	152 441	138 726	254 303
18	156 097	153 843	259 363
19	161 152	160 494	269 031
20	164 849	165 189	277 230
21	174 664	181 101	300 838
22	180 414	184 631	304 036
23	182 002	195 504	314 407
24	184 661	196 660	318 972
25	191 679	198 505	328 587
26	196 014	211 655	333 707
27	197 797	212 980	341 625
28	199 410	222 791	343 394
29	206 956	228 456	350 639
30	211 020	238 662	351 904
31	214 862	250 529	
32	227 309	254 702	
33	231 428	266 354	
34	236 858	269 362	
35	241 011	274 855	
36	244 903	285 308	
37	251 849	289 407	
38	258 161	296 634	
39	263 237	310 256	
40	264 321	320 241	
41	267 373	329 839	
42	279 749	334 274	
43	289 961	344 713	
44	290 759	354 887	
45	294 986	363 564	
46	299 881	373 616	
47	303 665	381 741	
48	311 282	396 079	
49	314 151	404 659	
50	321 997	414 231	
51	326 847	425 820	
52	332 638	431 873	
53	333 201	440 814	

Sunflowerseed meal			
week	2019/20	2020/21	2021/22
1	63280	35885	26171
2	138 678	94 071	83 178
3	205 783	157 119	97 824
4	289 328	195 625	120 209
5	347 171	227 778	197 895
6	383 784	269 888	232 802
7	423 921	313 975	272 385
8	478 707	351 413	287 402
9	507 084	405 908	315 251
10	547 535	440 182	359 329
11	596 511	462 890	372 512
12	641 178	484 228	380 598
13	662 601	500 761	396 054
14	697 210	548 793	431 300
15	723 278	564 030	458 806
16	765 359	620 328	488 702
17	804 475	658 886	500 461
18	864 733	712 979	515 380
19	919 967	778 803	562 154
20	978 020	804 815	594 689
21	1 045 033	864 744	636 838
22	1 127 407	923 726	676 323
23	1 180 564	1 013 539	701 803
24	1 229 300	1 068 096	778 403
25	1 312 298	1 131 590	831 956
26	1 407 890	1 205 810	865 456
27	1 459 246	1 249 601	915 282
28	1 513 869	1 314 916	939 341
29	1 564 617	1 361 293	961 857
30	1 635 839	1 416 868	1 019 129
31	1 712 545	1 502 772	
32	1 763 303	1 589 189	
33	1 845 200	1 659 070	
34	1 915 985	1 714 347	
35	2 003 837	1 753 703	
36	2 076 984	1 813 403	
37	2 134 051	1 850 782	
38	2 218 191	1 926 164	
39	2 275 592	2 037 289	
40	2 341 476	2 092 593	
41	2 413 028	2 134 387	
42	2 484 027	2 191 314	
43	2 597 276	3 265 944	
44	2 670 900	3 302 774	
45	2 782 796	3 343 241	
46	2 847 492	3 374 795	
47	2 884 017	3 491 620	
48	2 972 159	3 526 485	
49	3 043 941	3 589 067	
50	3 116 769	3 650 519	
51	3 179 278	3 693 633	
52	3 229 235	3 748 901	
53	3 249 606	3 782 850	



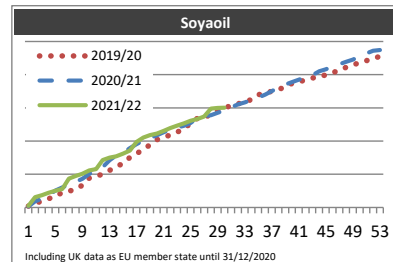
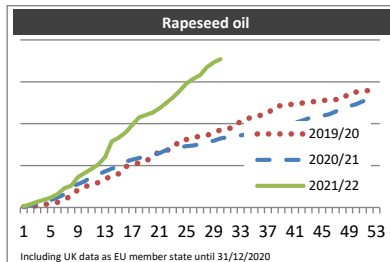
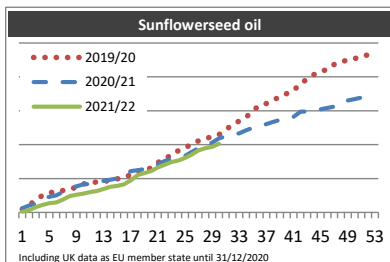
Week 1 to 30 from 01/07/2021 to 23/01/2022

(tonnes)

Sunflowerseed oil			
week	2019/20	2020/21	2021/22
1	48389	61274	11291
2	106 735	99 767	32 967
3	178 300	127 510	78 208
4	255 070	206 284	112 493
5	287 556	233 077	136 542
6	312 808	250 043	147 301
7	321 209	300 503	188 457
8	343 352	369 020	239 867
9	370 416	384 067	261 241
10	420 463	412 657	277 969
11	432 432	419 245	299 632
12	448 407	432 728	314 993
13	454 881	467 867	344 475
14	472 463	483 678	377 635
15	494 846	502 637	389 873
16	516 041	525 811	412 631
17	554 109	608 046	474 258
18	610 524	622 687	551 230
19	640 288	639 838	580 932
20	652 239	688 166	610 214
21	741 098	711 439	665 084
22	768 624	758 539	703 751
23	866 706	780 977	743 534
24	910 013	806 081	767 652
25	949 635	833 276	806 278
26	1 013 402	893 670	852 795
27	1 056 412	949 863	917 620
28	1 083 278	987 543	949 024
29	1 123 548	1 031 431	969 546
30	1 146 406	1 091 449	1 012 616
31	1 220 805	1 123 209	
32	1 294 958	1 154 652	
33	1 349 119	1 167 291	
34	1 404 079	1 212 430	
35	1 501 587	1 249 731	
36	1 580 182	1 267 465	
37	1 605 404	1 302 986	
38	1 657 058	1 335 789	
39	1 710 733	1 364 261	
40	1 752 397	1 388 989	
41	1 795 446	1 412 086	
42	1 905 328	1 484 952	
43	1 960 761	1 489 528	
44	2 035 550	1 504 401	
45	2 083 918	1 521 887	
46	2 109 639	1 540 540	
47	2 184 207	1 561 719	
48	2 218 726	1 580 517	
49	2 252 010	1 651 222	
50	2 269 990	1 673 688	
51	2 307 362	1 695 994	
52	2 323 351	1 714 408	
53	2 336 644	1 723 119	

Rapeseed oil			
week	2019/20	2020/21	2021/22
1	1712	1175	2605
2	2 815	5 573	7 601
3	3 928	8 591	13 727
4	6 523	10 444	18 477
5	9 599	17 557	23 541
6	12 589	24 336	31 924
7	19 294	30 856	45 908
8	27 316	48 618	52 162
9	42 334	55 911	72 845
10	49 283	62 685	82 771
11	55 079	73 567	91 952
12	59 497	78 739	102 488
13	68 341	86 113	120 821
14	74 845	92 598	158 076
15	80 516	98 040	166 694
16	97 591	109 291	178 990
17	102 350	114 035	197 011
18	106 372	117 987	214 944
19	109 618	122 604	220 478
20	123 779	125 079	226 618
21	132 867	129 502	236 627
22	135 764	136 800	249 140
23	140 973	139 955	262 850
24	160 048	143 541	278 043
25	162 335	146 233	295 950
26	166 975	148 025	307 251
27	170 236	151 098	316 405
28	172 314	156 195	334 492
29	178 270	159 136	346 387
30	185 664	164 771	354 125
31	188 504	167 364	
32	190 263	169 696	
33	206 809	171 975	
34	212 045	174 880	
35	217 297	176 071	
36	220 235	177 682	
37	224 978	178 864	
38	240 234	188 574	
39	243 632	193 458	
40	245 436	196 499	
41	246 954	202 230	
42	249 078	206 998	
43	250 715	212 877	
44	253 270	216 687	
45	255 334	218 839	
46	256 190	222 057	
47	257 635	229 433	
48	258 916	237 680	
49	273 409	241 584	
50	275 641	246 335	
51	277 240	253 523	
52	279 732	258 405	
53	280 694	262 316	

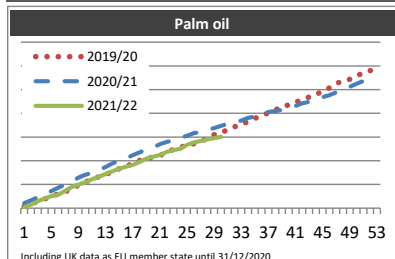
Soyaoil			
week	2019/20	2020/21	2021/22
1	4147	3142	4919
2	12 459	18 365	31 144
3	18 818	26 725	36 798
4	26 165	37 959	44 372
5	33 813	51 088	50 121
6	44 973	60 397	55 571
7	49 335	68 736	86 649
8	55 237	77 396	94 737
9	67 074	86 162	101 348
10	88 377	101 124	111 730
11	94 491	112 405	115 725
12	100 418	121 536	143 016
13	111 825	142 066	150 014
14	123 678	156 883	154 198
15	132 512	164 181	162 037
16	150 608	178 523	171 255
17	161 915	190 536	197 366
18	174 576	201 258	210 914
19	188 613	209 001	218 284
20	203 978	217 547	222 915
21	211 750	226 999	230 335
22	217 945	234 614	239 075
23	227 332	240 806	246 566
24	235 173	245 739	253 546
25	254 468	254 908	261 117
26	268 366	270 369	266 539
27	270 534	274 960	273 981
28	280 249	278 005	298 165
29	291 834	285 198	299 572
30	301 061	292 416	300 573
31	305 845	301 869	
32	312 291	310 205	
33	316 546	316 623	
34	325 613	323 639	
35	339 634	331 028	
36	343 030	339 930	
37	350 407	350 533	
38	356 041	361 078	
39	363 207	370 198	
40	373 374	377 877	
41	378 408	384 756	
42	384 175	392 527	
43	389 845	398 401	
44	394 791	410 003	
45	399 201	416 335	
46	406 241	425 047	
47	412 815	431 526	
48	422 156	438 925	
49	429 789	445 622	
50	436 008	455 532	
51	442 479	464 108	
52	448 932	472 267	
53	455 101	474 312	



Week 1 to 30 from 01/07/2021 to 23/01/2022

(tonnes)

Palm oil			
week	2019/20	2020/21	2021/22
1	80388	89490	37895
2	169 348	214 613	141 643
3	297 777	335 253	295 773
4	382 301	465 888	409 195
5	518 719	567 372	513 574
6	594 984	723 520	564 663
7	673 511	865 803	720 043
8	839 452	985 514	888 791
9	966 277	1 126 309	994 498
10	1 099 699	1 293 478	1 086 916
11	1 231 987	1 405 815	1 215 410
12	1 318 001	1 499 626	1 325 738
13	1 435 882	1 606 954	1 436 660
14	1 515 825	1 737 741	1 549 442
15	1 660 826	1 891 987	1 662 651
16	1 761 141	1 997 148	1 747 911
17	1 890 041	2 101 959	1 826 445
18	2 005 284	2 230 820	1 943 792
19	2 104 605	2 352 967	2 091 997
20	2 150 778	2 466 587	2 169 289
21	2 224 184	2 555 917	2 240 261
22	2 342 893	2 698 317	2 372 028
23	2 486 093	2 787 257	2 450 419
24	2 564 773	2 866 567	2 506 730
25	2 659 956	2 966 205	2 673 027
26	2 715 865	3 050 176	2 775 609
27	2 800 950	3 165 896	2 829 289
28	2 953 893	3 210 614	2 899 022
29	3 101 804	3 301 596	2 949 391
30	3 198 323	3 377 427	3 012 699
31	3 295 120	3 474 290	
32	3 431 320	3 553 425	
33	3 514 932	3 620 068	
34	3 659 478	3 698 774	
35	3 785 493	3 802 239	
36	3 887 675	3 861 704	
37	4 024 784	3 951 026	
38	4 136 260	4 056 969	
39	4 300 145	4 094 277	
40	4 345 712	4 145 351	
41	4 476 901	4 219 180	
42	4 556 526	4 314 230	
43	4 695 315	4 420 955	
44	4 787 813	4 482 032	
45	4 944 777	4 591 074	
46	5 076 116	4 681 291	
47	5 266 053	4 767 613	
48	5 343 386	4 885 295	
49	5 432 930	5 016 082	
50	5 576 683	5 115 608	
51	5 719 577	5 253 521	
52	5 795 873	5 366 551	
53	5 836 989	5 433 189	





Week 1 to 30 from 01/07/2021 to 23/01/2022

Summary

Export (tonnes)	Soyabeans	Rapeseed	Sunflower-seed	Soyameal	Rapeseed meal	Sunflower-seed meal	Soyaoil	Rapeseed oil	Sunflower-seed oil	Palm oil
BE	6 135	23	136	5 886	19 084		3 772	25 937	16 936	1 076
BG	1	12	75 927		7 132	180 535		8	72 567	344
CZ		1	35			1		54	473	
DK	97	108	168	965	7 702	33	451	24 715	36	11 245
DE	1 375	9 218	1 373	79 390	97 251	28 985	28 386	36 721	8 530	17 388
EE		19 151	2				407	9 790	669	
IE	4	16 921								
EL			52	34 501	416	3 016	1 047	1 936	1 278	2 067
ES	6 707	32 329	3 350	29 006	2 893	5 385	246 136	5 487	56 721	7 033
FR	5 178	50 351	7 837	850	23 879	3 968	4 378	20 843	43 065	38
HR	91 536	2 115	9 094	975	277	203	1	580	4 100	398
IT	2 605	20	49	18 755	553	1 353	55 829	1 656	7 422	3 786
CY									25	
LV	3 300	91 893	3	2 469	22 462			2 088	8	
LT	1	134 903	212	62 116	25 113			53	17	2
LU	1									
HU	4 936	244	1 313	3 208	1 154	4 821		346	16 786	36
MT										45
NL	251	11 202	1 609	170 044	12 402	31 365	207 594	32 956	25 020	57 441
AT	1 432	419	5 354	9 578	4 153	1 759	339	2 764	3 093	67
PL	1	2 286	567	2 715	3 161	1	246	4 357	1 041	80
PT	487		7	14 123	127	13 423	41 357	620	3 783	74
RO	80 321	1 517	59 470	33 373	125 945	96 274		496	51 897	12
SI		1	1	75				1 380	28	2
SK										
FI		4	1		25 200			198	4	
SE	2	102	2 760		28 179		535	10 331	1 327	9 335
XI										
<b>EU*</b>	<b>204 369</b>	<b>372 821</b>	<b>169 317</b>	<b>468 028</b>	<b>407 083</b>	<b>371 122</b>	<b>590 480</b>	<b>183 319</b>	<b>314 828</b>	<b>110 468</b>

\* The United Kingdom is no longer a Member State of the European Union, however until the end of the transition period it was still a part of the EU Customs Union. Due to the absence of intra-trade data in the surveillance system, the totals of the EU trade data therefore also include the UK data until 31/12/2020. The data as of 1/1/2021 is therefore not comparable with the data until 31/12/2020.

## Top 5 export destinations\* - Marketing Year 2021/22 (update of 23/01/2022)

Soyabeans		
Destination	tonnes	share
Russia	89 341	43.7%
Serbia	51 706	25.3%
Norway	30 302	14.8%
Switzerland	7 301	3.6%
Turkey	6 777	3.3%

Rapeseed		
Destination	tonnes	share
United Kingdom	357 347	95.8%
Bosnia and Herzegovina	3 164	0.8%
Russia	3 109	0.8%
Norway	2 962	0.8%
	2 722	0.7%

Sunflowerseed		
Destination	tonnes	share
Turkey	58 422	34.5%
United Kingdom	23 462	13.9%
China	21 155	12.5%
United States of America	17 230	10.2%
Bosnia and Herzegovina	14 086	8.3%

Soyameal		
Destination	tonnes	share
United Kingdom	172 405	36.8%
Switzerland	76 205	16.3%
Uzbekistan	49 518	10.6%
Turkey	30 303	6.5%
North Macedonia	23 284	5.0%

Rapeseed meal		
Destination	tonnes	share
Norway	108 086	26.6%
Israel	95 335	23.4%
Switzerland	94 608	23.2%

Sunflowerseed meal		
Destination	tonnes	share
China	138 044	37.2%
United Kingdom	62 556	16.9%
Turkey	46 473	12.5%
Israel	30 122	8.1%
Morocco	25 625	6.9%

Sunflowerseed oil		
Destination	tonnes	share
United Kingdom	78 563	25.0%
South Africa	69 949	22.2%
United States of America	24 918	7.9%
Egypt	13 047	4.1%
Morocco	12 045	3.8%

Rapeseed oil		
Destination	tonnes	share
Norway	53 696	29.3%
Israel	35 724	19.5%
China	34 681	18.9%
United Kingdom	28 664	15.6%
Switzerland	7 202	3.9%

Soyaoil		
Destination	tonnes	share
Morocco	182 527	30.9%
United Kingdom	140 472	23.8%
Algeria	116 158	19.7%
South Africa	29 045	4.9%
Tunisia	28 050	4.8%

Palm oil		
Destination	tonnes	share
United Kingdom	58 810	53.2%
Russia	12 094	10.9%
Uruguay	6 996	6.3%
Gibraltar	6 000	5.4%
Switzerland	5 667	5.1%

\* The United Kingdom is no longer a Member State of the European Union, however until the end of the transition period it was still a part of the EU Customs Union. Due to the absence of intra-trade data in the surveillance system, the totals of the EU trade data therefore also include the UK data until 31/12/2020. The data as of 1/1/2021 is therefore not comparable with the data until 31/12/2020.

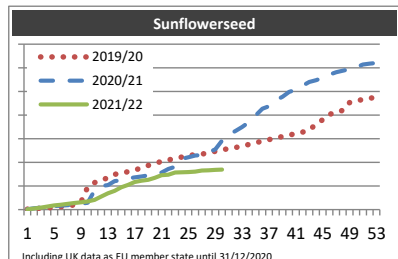
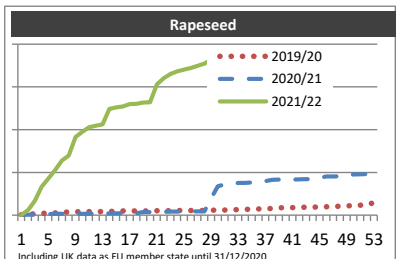
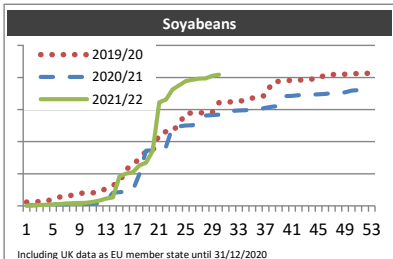
Week 1 to 30 from 01/07/2021 to 23/01/2022

(tonnes)

Soyabeans			
week	2019/20	2020/21	2021/22
1	5 842	730	171
2	6 554	1 194	831
3	6 665	1 430	1 370
4	6 786	1 671	1 869
5	11 525	2 067	2 455
6	13 880	2 353	2 763
7	13 997	2 567	3 721
8	17 058	2 884	4 117
9	19 528	3 011	4 513
10	19 875	3 117	4 786
11	20 355	3 321	6 067
12	22 139	3 925	8 374
13	27 193	7 269	11 354
14	31 870	20 230	13 242
15	36 878	21 185	45 991
16	57 558	22 221	50 167
17	62 598	23 959	52 321
18	74 512	49 652	63 000
19	84 604	85 883	67 156
20	85 246	86 365	85 675
21	112 132	90 801	161 271
22	115 725	91 468	165 447
23	116 342	123 174	181 468
24	128 104	123 952	187 914
25	144 495	125 381	194 359
26	144 543	125 680	196 522
27	144 853	128 876	198 045
28	145 256	140 791	198 411
29	145 509	141 409	202 758
30	160 782	141 962	204 369
31	161 645	142 850	
32	162 211	147 799	
33	163 064	148 523	
34	164 579	149 112	
35	168 048	149 836	
36	168 913	150 521	
37	172 245	152 854	
38	192 223	154 445	
39	194 039	155 586	
40	194 803	171 134	
41	195 610	171 498	
42	195 878	172 283	
43	196 929	172 885	
44	197 422	173 329	
45	198 072	173 852	
46	204 214	174 536	
47	204 463	175 488	
48	204 925	176 061	
49	205 209	176 684	
50	205 595	179 481	
51	206 107	180 163	
52	206 410	180 667	
53	206 515	180 850	

Rapeseed			
week	2019/20	2020/21	2021/22
1	1 123	391	490
2	1 955	1 006	11 786
3	3 050	1 661	32 963
4	4 088	2 206	66 063
5	4 859	2 674	85 589
6	5 291	2 984	106 206
7	5 612	3 118	127 820
8	7 781	3 148	139 481
9	7 975	3 228	182 963
10	8 081	3 279	195 014
11	8 127	3 372	205 868
12	8 194	3 439	209 273
13	8 275	3 666	212 305
14	8 392	4 297	248 666
15	9 766	4 372	252 030
16	9 839	4 469	254 245
17	9 966	4 567	260 154
18	9 986	4 928	260 493
19	9 987	7 222	263 712
20	10 008	7 407	264 073
21	10 125	7 483	305 870
22	10 377	7 869	320 120
23	10 455	8 156	330 353
24	10 672	8 438	336 637
25	10 745	8 773	340 504
26	10 745	8 811	344 004
27	10 791	8 835	349 388
28	11 037	8 892	354 630
29	11 435	39 917	363 654
30	11 810	67 537	372 821
31	12 154	71 616	
32	12 390	71 810	
33	12 783	75 585	
34	13 496	75 669	
35	14 161	76 407	
36	14 558	79 569	
37	15 129	79 647	
38	15 478	82 615	
39	16 951	83 082	
40	17 484	83 211	
41	17 852	83 438	
42	18 156	83 620	
43	18 441	84 028	
44	18 843	84 369	
45	19 214	87 560	
46	19 612	90 238	
47	19 829	90 467	
48	21 108	90 980	
49	21 808	94 666	
50	22 300	95 222	
51	23 256	95 869	
52	23 968	96 314	
53	29 703	99 768	

Sunflowerseed			
week	2019/20	2020/21	2021/22
1	1 984	1 753	1 194
2	3 674	5 401	4 607
3	5 504	8 174	8 443
4	7 832	11 769	13 256
5	9 591	14 548	17 397
6	12 139	16 519	20 934
7	14 028	18 600	24 429
8	20 609	20 193	27 610
9	32 898	24 761	30 731
10	95 658	28 606	34 303
11	113 822	80 140	41 098
12	126 493	99 508	54 756
13	134 072	103 653	69 180
14	149 891	120 793	79 314
15	153 339	124 691	94 574
16	161 099	131 930	104 467
17	166 857	136 506	116 892
18	176 895	140 306	122 763
19	187 003	144 806	126 564
20	194 185	149 841	134 754
21	204 762	157 165	146 060
22	210 515	171 585	147 479
23	216 059	180 941	156 554
24	222 111	214 724	157 808
25	229 437	221 068	159 257
26	231 597	228 870	160 423
27	234 560	230 808	165 287
28	240 952	242 158	166 408
29	246 653	254 708	168 210
30	252 984	291 716	169 317
31	257 936	317 448	
32	262 991	332 641	
33	268 788	349 765	
34	275 415	370 062	
35	281 983	397 599	
36	290 987	427 429	
37	296 261	437 069	
38	302 866	462 391	
39	309 322	477 600	
40	315 187	498 184	
41	321 950	507 152	
42	328 372	523 969	
43	335 135	539 931	
44	362 373	547 785	
45	379 936	558 165	
46	403 525	571 028	
47	409 588	581 465	
48	420 359	587 871	
49	453 539	593 861	
50	459 744	602 718	
51	466 003	613 486	
52	472 113	618 111	
53	473 427	620 376	



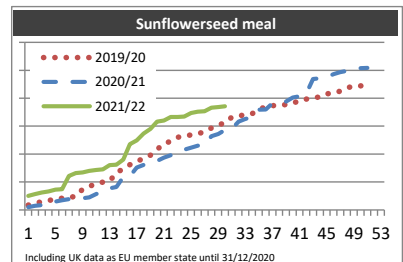
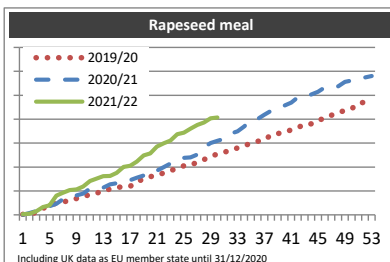
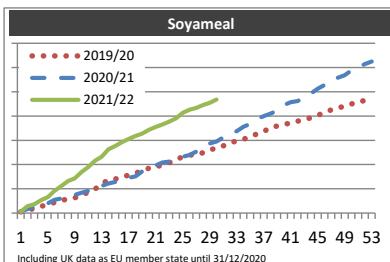
Week 1 to 30 from 01/07/2021 to 23/01/2022

(tonnes)

Soyameal			
week	2019/20	2020/21	2021/22
1	4 873	6 588	5 225
2	11 666	16 524	28 141
3	18 790	25 894	36 351
4	27 537	34 125	52 449
5	35 821	40 168	65 755
6	43 982	54 923	91 575
7	50 339	59 881	111 210
8	60 153	65 555	131 852
9	63 302	74 647	143 275
10	73 539	84 143	169 346
11	86 007	90 840	189 539
12	99 546	96 270	215 526
13	119 510	111 757	231 974
14	137 378	121 785	263 121
15	140 209	128 705	277 102
16	150 228	138 851	292 216
17	155 492	145 293	306 303
18	165 111	151 413	318 238
19	173 933	172 040	327 423
20	184 804	182 097	343 699
21	188 597	196 445	355 571
22	199 988	208 816	365 591
23	207 234	212 414	376 816
24	220 953	221 318	390 898
25	231 457	232 155	413 487
26	238 720	239 221	425 795
27	242 038	253 495	433 415
28	249 000	272 709	445 415
29	260 918	287 084	454 642
30	267 016	295 205	468 028
31	276 559	311 457	
32	288 717	328 700	
33	297 500	338 047	
34	304 291	356 268	
35	316 083	367 970	
36	326 061	387 906	
37	336 248	399 581	
38	353 298	409 532	
39	358 900	422 087	
40	366 158	445 323	
41	370 871	456 913	
42	378 866	462 012	
43	385 759	477 516	
44	392 841	493 965	
45	402 304	512 557	
46	414 964	527 896	
47	425 352	549 054	
48	432 996	558 169	
49	441 040	567 727	
50	449 501	588 027	
51	459 395	600 586	
52	463 823	614 267	
53	469 179	624 830	

Rapeseed meal			
week	2019/20	2020/21	2021/22
1	1 935	416	2 601
2	6 382	7 928	4 583
3	8 516	15 462	14 864
4	26 921	28 928	32 875
5	38 540	35 988	39 888
6	49 175	46 151	80 465
7	55 769	65 723	92 657
8	57 481	79 206	103 352
9	68 220	80 913	106 470
10	75 444	89 058	118 355
11	85 245	110 024	141 402
12	89 529	110 802	151 360
13	103 102	113 551	161 605
14	106 947	127 316	162 699
15	115 503	132 228	175 133
16	116 685	140 919	200 336
17	119 388	145 066	204 877
18	138 353	155 468	222 882
19	149 887	164 336	248 129
20	160 313	183 807	256 731
21	164 893	185 171	285 787
22	175 566	199 330	299 437
23	184 883	214 083	310 234
24	194 288	231 331	337 240
25	204 723	238 413	343 554
26	207 162	240 193	360 621
27	220 978	251 809	376 261
28	230 570	282 818	386 325
29	244 919	299 957	403 186
30	254 081	309 582	407 083
31	262 415	317 399	
32	269 039	339 677	
33	279 778	349 022	
34	288 772	369 621	
35	299 602	395 822	
36	307 340	400 489	
37	312 554	418 119	
38	334 220	435 484	
39	340 356	443 619	
40	344 249	457 285	
41	355 946	469 484	
42	364 780	491 486	
43	378 908	494 927	
44	380 497	503 170	
45	396 406	514 211	
46	402 887	532 920	
47	416 309	535 945	
48	426 961	537 572	
49	436 419	556 418	
50	443 028	561 897	
51	466 033	565 898	
52	471 315	574 151	
53	481 054	580 445	

Sunflowerseed meal			
week	2019/20	2020/21	2021/22
1	5 295	1 272	50 401
2	8 620	9 284	56 728
3	17 506	10 012	62 197
4	24 339	14 992	66 676
5	28 941	17 595	72 693
6	33 181	29 147	74 016
7	40 242	30 035	121 758
8	41 801	34 717	131 654
9	44 273	38 885	134 347
10	49 033	41 099	139 592
11	74 403	41 847	142 986
12	84 027	44 973	145 805
13	94 603	56 767	160 533
14	99 358	65 493	162 370
15	102 713	77 186	180 192
16	133 409	82 252	235 682
17	147 294	118 173	249 111
18	161 955	121 060	273 857
19	172 140	151 712	290 250
20	185 981	161 265	316 388
21	196 087	168 078	320 334
22	216 756	175 169	332 438
23	237 217	187 485	332 996
24	246 177	196 314	334 300
25	259 761	207 363	347 245
26	264 265	215 463	352 144
27	269 054	223 246	353 578
28	273 000	230 252	365 727
29	279 925	233 354	368 175
30	293 378	263 721	371 122
31	304 374	271 808	
32	311 852	286 309	
33	331 639	290 123	
34	335 014	316 104	
35	341 998	325 530	
36	344 683	331 948	
37	357 384	359 033	
38	371 218	359 843	
39	373 000	381 507	
40	375 237	385 395	
41	377 431	388 251	
42	384 783	402 473	
43	387 664	407 021	
44	396 680	417 377	
45	402 631	468 801	
46	404 003	470 790	
47	416 204	475 573	
48	417 993	486 407	
49	425 479	493 525	
50	437 107	497 686	
51	443 250	503 443	
52	444 552	507 822	
53	444 906	508 547	



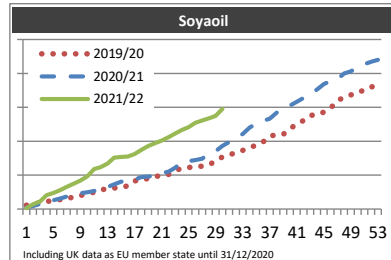
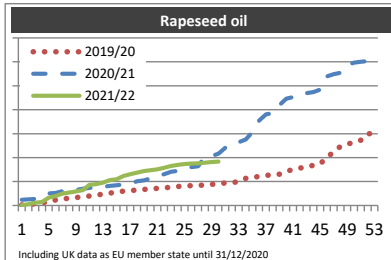
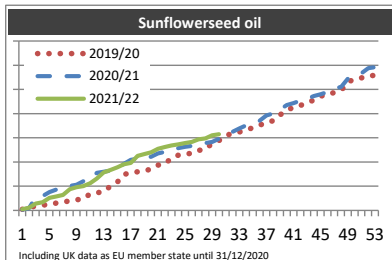
Week 1 to 30 from 01/07/2021 to 23/01/2022

(tonnes)

Sunflowerseed oil			
week	2019/20	2020/21	2021/22
1	4 565	3 133	4 828
2	12 462	9 354	11 421
3	17 698	54 568	28 183
4	21 780	58 982	33 503
5	25 141	75 673	52 320
6	30 603	85 981	57 177
7	35 024	96 855	63 672
8	39 646	101 177	88 002
9	43 865	105 964	96 236
10	47 828	120 146	100 576
11	68 332	123 143	112 528
12	72 847	155 393	131 408
13	77 040	159 527	157 370
14	100 151	164 321	166 865
15	116 943	169 348	178 008
16	149 168	192 150	190 419
17	155 604	208 683	196 477
18	159 701	213 655	225 180
19	163 266	217 251	232 873
20	170 807	222 158	239 651
21	187 583	235 101	254 347
22	191 731	242 320	261 843
23	216 379	247 606	267 928
24	228 136	257 711	272 709
25	233 230	262 877	277 936
26	235 213	266 620	282 987
27	248 006	274 808	293 794
28	252 093	278 501	297 669
29	277 435	283 244	310 082
30	288 881	295 509	314 828
31	309 394	305 811	
32	318 102	324 556	
33	324 052	338 541	
34	331 391	351 450	
35	342 528	361 590	
36	353 117	370 214	
37	359 526	392 053	
38	371 088	401 050	
39	395 077	416 909	
40	412 111	435 768	
41	426 930	443 188	
42	433 772	453 480	
43	446 487	460 774	
44	455 510	472 909	
45	471 501	480 179	
46	481 064	489 159	
47	486 542	503 753	
48	495 387	510 416	
49	530 204	544 427	
50	543 039	549 847	
51	547 601	567 176	
52	556 047	588 148	
53	558 002	591 814	

Rapeseed oil			
week	2019/20	2020/21	2021/22
1	2 617	23 848	1 563
2	4 660	25 773	5 256
3	6 653	27 461	11 931
4	8 953	40 983	14 751
5	19 949	50 315	32 698
6	22 448	52 636	39 034
7	27 710	59 429	49 636
8	30 437	61 995	54 052
9	32 490	65 203	58 729
10	36 946	70 299	64 139
11	39 742	73 132	86 275
12	42 275	75 794	89 620
13	48 644	78 373	95 803
14	51 390	81 820	106 132
15	57 293	84 318	109 958
16	59 989	87 401	123 027
17	62 614	91 278	130 599
18	64 185	101 650	137 183
19	67 054	104 868	143 273
20	69 232	112 952	147 207
21	71 706	123 791	151 145
22	73 901	130 616	157 159
23	76 116	140 579	165 233
24	79 527	144 370	169 508
25	81 797	155 243	173 203
26	82 412	159 917	175 104
27	83 313	164 401	175 964
28	85 393	203 671	178 842
29	88 508	206 781	181 303
30	91 074	216 874	183 319
31	93 432	240 145	
32	95 909	246 374	
33	99 216	264 115	
34	113 115	275 647	
35	115 194	305 625	
36	122 601	355 272	
37	125 651	380 915	
38	128 687	385 067	
39	131 015	419 464	
40	142 929	446 242	
41	150 542	452 505	
42	156 387	455 683	
43	159 470	469 509	
44	168 485	473 679	
45	173 381	484 019	
46	202 249	539 230	
47	222 721	548 701	
48	246 787	554 545	
49	257 136	586 624	
50	262 753	596 962	
51	272 562	600 532	
52	299 777	603 244	
53	300 859	623 111	

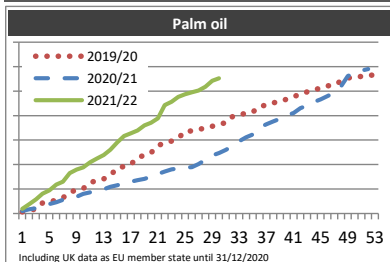
Soyaoil			
week	2019/20	2020/21	2021/22
1	22 738	8 643	4 854
2	27 528	18 441	29 073
3	37 418	30 147	44 523
4	45 530	32 525	82 313
5	47 786	52 210	94 251
6	56 394	62 820	112 052
7	57 767	74 155	131 926
8	73 484	83 069	149 463
9	79 579	93 380	168 033
10	91 604	98 324	192 366
11	98 274	106 757	235 277
12	113 663	125 782	246 677
13	120 128	130 706	268 668
14	123 610	145 865	303 070
15	128 784	161 628	306 594
16	136 630	163 581	309 731
17	166 218	173 561	324 530
18	168 249	188 130	349 335
19	180 718	191 406	370 677
20	192 062	196 821	388 524
21	195 968	211 640	403 647
22	203 127	220 282	423 095
23	223 399	243 321	445 784
24	242 253	276 748	465 987
25	245 062	282 048	482 479
26	250 895	288 856	508 575
27	253 141	296 630	522 460
28	260 871	324 895	535 277
29	283 251	341 719	549 290
30	307 348	372 534	590 480
31	318 349	395 987	
32	333 793	421 913	
33	345 748	442 131	
34	360 168	480 064	
35	377 319	503 301	
36	395 238	520 466	
37	429 161	532 811	
38	438 658	568 071	
39	441 439	589 213	
40	474 439	610 559	
41	501 566	632 998	
42	521 928	654 555	
43	551 764	679 485	
44	557 689	705 607	
45	571 870	737 049	
46	594 561	755 907	
47	641 003	765 685	
48	657 819	799 972	
49	673 557	813 270	
50	690 878	837 554	
51	699 719	854 914	
52	720 461	869 129	
53	726 904	880 008	



Week 1 to 30 from 01/07/2021 to 23/01/2022

(tonnes)

Palm oil			
week	2019/20	2020/21	2021/22
1	1 315	367	3 816
2	2 649	2 017	7 478
3	3 629	3 467	11 558
4	8 590	4 394	16 221
5	9 748	6 343	19 022
6	10 901	7 810	23 588
7	12 853	9 270	25 995
8	17 435	11 090	32 969
9	19 077	12 200	35 954
10	20 335	13 685	37 742
11	25 461	16 112	41 824
12	26 663	17 285	44 871
13	28 319	18 498	47 722
14	31 159	19 767	52 172
15	37 119	21 756	58 179
16	38 488	23 092	63 269
17	40 047	24 771	65 565
18	45 620	25 960	67 794
19	47 703	27 154	71 947
20	49 603	28 354	74 151
21	55 587	30 194	77 798
22	57 471	32 240	88 649
23	59 169	34 272	91 239
24	61 561	36 012	95 187
25	67 142	36 779	97 408
26	67 506	37 501	99 043
27	68 556	37 903	100 471
28	69 988	40 326	103 571
29	71 277	43 783	108 370
30	72 928	47 471	110 468
31	74 131	49 474	
32	79 213	51 994	
33	80 710	55 073	
34	81 842	59 211	
35	82 913	62 234	
36	87 587	64 671	
37	88 622	70 406	
38	90 383	72 852	
39	91 735	75 268	
40	93 440	77 346	
41	95 712	80 245	
42	97 216	82 076	
43	99 388	86 003	
44	101 299	88 227	
45	102 360	91 183	
46	104 383	93 222	
47	105 003	95 979	
48	108 260	98 722	
49	110 703	104 006	
50	111 224	112 416	
51	112 056	114 301	
52	113 002	116 704	
53	113 107	118 045	



## Calendar of Marketing Year weeks

Week	2019/20		2020/21		2021/22	
	Start	End	Start	End	Start	End
1	01-07-2019	07-07-2019	01-07-2020	05-07-2020	01-07-2021	04-07-2021
2	08-07-2019	14-07-2019	06-07-2020	12-07-2020	05-07-2021	11-07-2021
3	15-07-2019	21-07-2019	13-07-2020	19-07-2020	12-07-2021	18-07-2021
4	22-07-2019	28-07-2019	20-07-2020	26-07-2020	19-07-2021	25-07-2021
5	29-07-2019	04-08-2019	27-07-2020	02-08-2020	26-07-2021	01-08-2021
6	05-08-2019	11-08-2019	03-08-2020	09-08-2020	02-08-2021	08-08-2021
7	12-08-2019	18-08-2019	10-08-2020	16-08-2020	09-08-2021	15-08-2021
8	19-08-2019	25-08-2019	17-08-2020	23-08-2020	16-08-2021	22-08-2021
9	26-08-2019	01-09-2019	24-08-2020	30-08-2020	23-08-2021	29-08-2021
10	02-09-2019	08-09-2019	31-08-2020	06-09-2020	30-08-2021	05-09-2021
11	09-09-2019	15-09-2019	07-09-2020	13-09-2020	06-09-2021	12-09-2021
12	16-09-2019	22-09-2019	14-09-2020	20-09-2020	13-09-2021	19-09-2021
13	23-09-2019	29-09-2019	21-09-2020	27-09-2020	20-09-2021	26-09-2021
14	30-09-2019	06-10-2019	28-09-2020	04-10-2020	27-09-2021	03-10-2021
15	07-10-2019	13-10-2019	05-10-2020	11-10-2020	04-10-2021	10-10-2021
16	14-10-2019	20-10-2019	12-10-2020	18-10-2020	11-10-2021	17-10-2021
17	21-10-2019	27-10-2019	19-10-2020	25-10-2020	18-10-2021	24-10-2021
18	28-10-2019	03-11-2019	26-10-2020	01-11-2020	25-10-2021	31-10-2021
19	04-11-2019	10-11-2019	02-11-2020	08-11-2020	01-11-2021	07-11-2021
20	11-11-2019	17-11-2019	09-11-2020	15-11-2020	08-11-2021	14-11-2021
21	18-11-2019	24-11-2019	16-11-2020	22-11-2020	15-11-2021	21-11-2021
22	25-11-2019	01-12-2019	23-11-2020	29-11-2020	22-11-2021	28-11-2021
23	02-12-2019	08-12-2019	30-11-2020	06-12-2020	29-11-2021	05-12-2021
24	09-12-2019	15-12-2019	07-12-2020	13-12-2020	06-12-2021	12-12-2021
25	16-12-2019	22-12-2019	14-12-2020	20-12-2020	13-12-2021	19-12-2021
26	23-12-2019	29-12-2019	21-12-2020	27-12-2020	20-12-2021	26-12-2021
27	30-12-2019	05-01-2020	28-12-2020	03-01-2021	27-12-2021	02-01-2022
28	06-01-2020	12-01-2020	04-01-2021	10-01-2021	03-01-2022	09-01-2022
29	13-01-2020	19-01-2020	11-01-2021	17-01-2021	10-01-2022	16-01-2022
30	20-01-2020	26-01-2020	18-01-2021	24-01-2021	17-01-2022	23-01-2022
31	27-01-2020	02-02-2020	25-01-2021	31-01-2021	24-01-2022	30-01-2022
32	03-02-2020	09-02-2020	01-02-2021	07-02-2021	31-01-2022	06-02-2022
33	10-02-2020	16-02-2020	08-02-2021	14-02-2021	07-02-2022	13-02-2022
34	17-02-2020	23-02-2020	15-02-2021	21-02-2021	14-02-2022	20-02-2022
35	24-02-2020	01-03-2020	22-02-2021	28-02-2021	21-02-2022	27-02-2022
36	02-03-2020	08-03-2020	01-03-2021	07-03-2021	28-02-2022	06-03-2022
37	09-03-2020	15-03-2020	08-03-2021	14-03-2021	07-03-2022	13-03-2022
38	16-03-2020	22-03-2020	15-03-2021	21-03-2021	14-03-2022	20-03-2022
39	23-03-2020	29-03-2020	22-03-2021	28-03-2021	21-03-2022	27-03-2022
40	30-03-2020	05-04-2020	29-03-2021	04-04-2021	28-03-2022	03-04-2022
41	06-04-2020	12-04-2020	05-04-2021	11-04-2021	04-04-2022	10-04-2022
42	13-04-2020	19-04-2020	12-04-2021	18-04-2021	11-04-2022	17-04-2022
43	20-04-2020	26-04-2020	19-04-2021	25-04-2021	18-04-2022	24-04-2022
44	27-04-2020	03-05-2020	26-04-2021	02-05-2021	25-04-2022	01-05-2022
45	04-05-2020	10-05-2020	03-05-2021	09-05-2021	02-05-2022	08-05-2022
46	11-05-2020	17-05-2020	10-05-2021	16-05-2021	09-05-2022	15-05-2022
47	18-05-2020	24-05-2020	17-05-2021	23-05-2021	16-05-2022	22-05-2022
48	25-05-2020	31-05-2020	24-05-2021	30-05-2021	23-05-2022	29-05-2022
49	01-06-2020	07-06-2020	31-05-2021	06-06-2021	30-05-2022	05-06-2022
50	08-06-2020	14-06-2020	07-06-2021	13-06-2021	06-06-2022	12-06-2022
51	15-06-2020	21-06-2020	14-06-2021	20-06-2021	13-06-2022	19-06-2022
52	22-06-2020	28-06-2020	21-06-2021	27-06-2021	20-06-2022	26-06-2022
53	29-06-2020	30-06-2020	28-06-2021	30-06-2021	27-06-2022	30-06-2022