

Trade monitoring through customs surveillance data

The TAXUD surveillance system ("customs surveillance") records and centralizes all trade data (import and exports) directly from the national customs authorities on a daily basis. For each transaction, the stored data contain the information available on the Single Administrative Document (SAD), including the volume and origin of the consignment.

As surveillance system does not include intra-trade data, the UK data as EU partner can't be displayed before 1/1/2021. The data as of 1/1/2021 is therefore not comparable with the data until 31/12/2020.

According to Art.55(2) of Commission Implementing Regulation (EU) 2015/2447, the customs authorities shall provide the Commission at least once a week with data on customs declarations for the goods that have been made subject to surveillance at release for free circulation or at export.

The "customs surveillance" data provide actual and prompt information about the trade (import/export) transaction in terms of volume and origin or destination. The European Commission aims to improve data quality and provide as recent and accurate information as possible. However, Surveillance data are created on the basis of declarations that may be modified, corrected or deleted. Additionally, the legal basis (Regulation (EU) 2015/2447) allows that on specific occasions declaration data may be forwarded with a delay. Therefore, it cannot be guaranteed that information provided is free of errors or that it will not be amended. The European Commission accepts no responsibility with regard to such problems incurred as a result of using these data.

* The United Kingdom is no longer a Member State of the European Union, however until the end of the transition period it was still a part of the EU Customs Union. Due to the absence of intra-trade data in the surveillance system, the totals of the EU trade data therefore also include the UK data until 31/12/2020. The data as of 1/1/2021 is therefore not comparable with the data until 31/12/2020.

Note: Since 6th November 2016 the export and import licenses are no longer required for the major part of the trade in cereals in application of Regulations (EU) 2016/1237 and 2016/1239 of 18 May 2016.

Publication of data

This report is published on a weekly basis. In case of a technical issue or another constraint causing delay of the publication, please note that the next upload will be done in the coming days at 12h or 16h.

The data are expressed in quantity of the product itself, unless otherwise stated
Below the specifications of the products included in the report

Product	CN code	Conversion factor grain equivalent
Common wheat	1001 99 00	
Common wheat flour (grain equiv.)	1101 00 15	1.37
Durum wheat	1001 19 00	
Durum wheat meal (grain equiv.)	1103 11 10	1.5
Barley	1003 90 00	
Malt (Barley equiv.)	1107 10 91, 1107 10 99	1.27
Maize	1005 90 00	
Rye	1002 90 00	
Oats	1004 90 00	
Sorghum	1007 90 00	
Residues of starch manufacture	2303 10 19	
Maize gluten feed	2309 90 20	
Brewing and distilling dregs and waste	2303 30 00	
Citrus pulp residues	2308 00 40 TARIC_ex 10	

- XI refers to Northern Ireland
- data on malt expressed in barley equivalent are included;
- data on wheat flour and durum wheat meal are expressed only in grain equivalent
- the weekly reference period is from Monday to Sunday

Exports and imports

Situation at 15/02/2022

Cumul of weeks 1 to 33

<i>Customs Surveillance</i> (tonnes)	EU*		EU + UK		EU + UK	
	01/07/2021 - 13/02/2022		01/07/2020 - 14/02/2021		01/07/2019 - 16/02/2020	
	Export	Import	Export	Import	Export	Import
Common wheat	17 273 104	1 662 228	16 866 377	1 524 551	19 533 215	1 492 036
Common wheat flour (grain equivalent)	323 067	148 381	272 693	36 202	362 621	16 797
Durum wheat	488 071	970 340	161 252	1 936 321	553 750	1 339 083
Durum wheat meal (grain equivalent)	146 746	1 435	148 618	1 414	149 417	842
Total Wheat	18 230 988	2 782 384	17 448 942	3 498 488	20 599 004	2 848 758
Barley	5 145 581	574 673	4 845 957	171 896	4 775 918	511 932
Malt (grain equivalent)	1 800 791	16 859	1 925 381	5 097	1 729 020	12 784
Maize	3 603 964	10 120 171	1 553 269	10 463 896	3 186 443	13 902 683
Rye	80 516	190 715	137 620	10	183 973	3 239
Oats	80 073	36 167	65 784	3 580	127 889	1 674
Sorghum	7 569	11 200	1 014	10 505	907	38 317
Total Coarse grains	10 718 494	10 949 785	8 529 025	10 654 984	10 004 150	14 470 630
General Total	28 949 482	13 732 169	25 977 967	14 153 472	30 603 154	17 319 388

* The United Kingdom is no longer a Member State of the European Union, however until the end of the transition period it was still a part of the EU Customs Union. Due to the absence of intra-trade data in the surveillance system, the totals of the EU trade data therefore also include the UK data until 31/12/2020. The data as of 1/1/2021 is therefore not comparable with the data until 31/12/2020.

Week 1 to 33 from 01/07/2021 to 13/02/2022

Summary

Import (tonnes)	Common wheat	Common wheat flour (grain equivalent)	Durum wheat	Durum wheat meal (grain equivalent)	Barley	Malt (grain equivalent)	Maize	Rye	Oats	Sorghum
BE	6 330	951	89 528	123	110 973	182	328 395		11 491	2 423
BG	236	119		1	1		6 912		198	465
CZ	43	17		7		309	441			66
DK	3 586	50	1	2	7	210	2 343		40	6
DE	2 243	1 513	10	243	6 296	923	26 189	2 693	7 218	729
EE		3				595	1 194			
IE	51 656	94 840	5	31	75 536	827	643 032	4 266	5	22
EL	286 703	437		17	11 430	3 321	156 983		140	878
ES	324 192	379	111 006	186	109 346	2 200	4 227 697	103 082	3 145	5
FR	174	8 565	28	306	2	1 488	3 659		17	10
HR	29 390	5 114		2	9 648	18	15 808	498		
IT	564 369	912	736 279	129	9 917	685	940 696		399	1 020
CY	17 684	74		3	44		67 286		11	
LV	89	18	28 821	2		49	50 113	32 546		
LT	1 510					90	23 886	12 333		
LU										
HU		41	65			33	192 323		286	269
MT	9 752	153					38		15	1
NL	93 596	5 851	2 937	297	102 362	661	1 945 108	44	11 107	255
AT	8 009	67		7		6	104 252		22	
PL	1 306	549	1 035	5	5	43	33 069	34 019	1 439	4 776
PT	36 994	489			102 285		1 013 469			162
RO	20 171	3 084		4	5 781	2 242	41 540	179	23	92
SI	202 775	615	604	1	1 889	206	198 895	1 053		
SK		43			477	1 347				
FI	100	123				71				
SE	10	936	21	50	6 454	1 241	1 292	2	195	2
XI	1 308	23 439	1	19	22 219	110	95 551		415	18
EU*	1 662 228	148 381	970 340	1 435	574 673	16 859	10 120 171	190 715	36 167	11 200

* The United Kingdom is no longer a Member State of the European Union, however until the end of the transition period it was still a part of the EU Customs Union. Due to the absence of intra-trade data in the surveillance system, the totals of the EU trade data therefore also include the UK data until 31/12/2020. The data as of 1/1/2021 is therefore not comparable with the data until 31/12/2020.

Top 5 import origins* - (update of 14 févr 2022)

Common wheat				
Origin	MY 2021/22		MY 2020/21	
	tonnes	share	tonnes	share
Russia	348 129	20.9%	222 063	14.6%
Ukraine	315 280	19.0%	576 580	37.8%
Serbia	242 548	14.6%	80 661	5.3%
United Kingdom	221 153	13.3%	246	0.0%
Moldova	155 667	9.4%	8 390	0.6%

Common wheat flour (grain equivalent)				
Origin	MY 2021/22		MY 2020/21	
	tonnes	share	tonnes	share
United Kingdom	127 972	86.2%	18 355	50.7%
Serbia	5 500	3.7%	1 999	5.5%
Mauritius	4 723	3.2%	5 007	13.8%
India	3 139	2.1%	6 168	17.0%
Moldova	3 085	2.1%	1 385	3.8%

Durum wheat				
Origin	MY 2021/22		MY 2020/21	
	tonnes	share	tonnes	share
Canada	530 923	54.7%	1 440 610	74.4%
Australia	186 495	19.2%	41	0.0%
United States of America	78 314	8.1%	354 006	18.3%
Russia	70 459	7.3%	53 898	2.8%

Durum wheat meal (grain equivalent)				
Origin	MY 2021/22		MY 2020/21	
	tonnes	share	tonnes	share
Turkey	276	19.2%	309	21.8%
Morocco	265	18.5%	585	41.3%
India	240	16.7%	242	17.1%
United Kingdom	185	12.9%	24	1.7%
Tunisia	97	6.8%	48	3.4%

Barley				
Origin	MY 2021/22		MY 2020/21	
	tonnes	share	tonnes	share
United Kingdom	488 683	85.0%	99 646	58.0%
Ukraine	53 331	9.3%	34 181	19.9%
Serbia	14 581	2.5%	16 053	9.3%

Malt (grain equivalent)				
Origin	MY 2021/22		MY 2020/21	
	tonnes	share	tonnes	share
United Kingdom	9 856	58.5%	508	10.0%
Serbia	5 507	32.7%	4 085	80.1%
Ukraine	1 257	7.5%	-----	-----

Maize				
Origin	MY 2021/22		MY 2020/21	
	tonnes	share	tonnes	share
Ukraine	5 189 092	51.3%	3 697 132	35.3%
Brazil	3 288 118	32.5%	4 494 715	43.0%
Canada	590 209	5.8%	652 239	6.2%
Serbia	512 263	5.1%	1 091 128	10.4%
Moldova	215 425	2.1%	32 130	0.3%

Rye				
Origin	MY 2021/22		MY 2020/21	
	tonnes	share	tonnes	share
Ukraine	113 470	59.5%	6	60.0%
Russia	65 673	34.4%	-----	-----

Oats				
Origin	MY 2021/22		MY 2020/21	
	tonnes	share	tonnes	share
United Kingdom	33 264	92.0%	1 716	47.9%
Ukraine	2 595.2	7.2%	1 586	44.3%

Sorghum				
Origin	MY 2021/22		MY 2020/21	
	tonnes	share	tonnes	share
Ukraine	5 022	44.8%	7 713	73.4%
Russia	2 743	24.5%	1 372	13.1%
Sudan	1 930	17.2%	722	6.9%

* The United Kingdom is no longer a Member State of the European Union, however until the end of the transition period it was still a part of the EU Customs Union. Due to the absence of intra-trade data in the surveillance system, the totals of the EU trade data therefore also include the UK data until 31/12/2020. The data as of 1/1/2021 is therefore not comparable with the data until 31/12/2020.

Export (tonnes)	Common wheat	Common wheat flour (grain equivalent)	Durum wheat	Durum wheat meal (grain equivalent)	Barley	Malt (grain equivalent)	Maize	Rye	Oats	Sorghum
BE	796	8 950	18 043	1 517	441	615 036	52		24	1
BG	1 661 289	186			124 669	45	337 968			546
CZ	1 826	259			1 930	21 059	1	47	3 844	
DK	46 636	1 469	7 202	3	69 291	79 150	100	1	8	
DE	2 124 817	18 995	501	810	713 193	301 411	16 876	72 718	8 782	9
EE	272 609	257	51 216		62 234	755	159			
IE	1	37			3	1 086				
EL	473	9 570	110 033	1 645	59	3 486	4 878	152		
ES	44	2 462	103 320	46 528	5 539	26 288	33 604	6	11 320	
FR	5 042 659	44 364	30 993	49 247	2 355 201	342 075	292 801	26	7 199	5 914
HR	61 749	10 577			3 530	22 859	4 252		1 608	
IT	1 196	89 753	133 147	41 362	57	45	1 943		326	
CY	1									
LV	1 069 072	15 874		481	88 214	231	13 404	1 225	172	
LT	1 014 664	5 622		23	139 948	11 591	4	70	370	
LU										
HU	122 418	3 499	258	2 315	8 402	477	17 739	729	434	1 029
MT										
NL	182	66 802	26 235	80	7	187 178	8 550	18	268	46
AT	43 175	4 875	6 833	2 551	2 142	4 167	574	781	1 826	
PL	929 125	16 551	6	54	5 247	69 837	149 168	2 120	2 200	24
PT		13 283		6	43	13 028	1 384		3	
RO	4 768 681	2 359		86	1 563 976		2 720 315		449	
SI	5 036	5 307		38		15	39			
SK	7 043	15			1 355	53				
FI		1 213				17 347		262	4 166	
SE	99 613	789	286		100	83 570	152	2 361	37 073	
XI										
EU*	17 273 104	323 067	488 071	146 746	5 145 581	1 800 791	3 603 964	80 516	80 073	7 569

* The United Kingdom is no longer a Member State of the European Union, however until the end of the transition period it was still a part of the EU Customs Union. Due to the absence of intra-trade data in the surveillance system, the totals of the EU trade data therefore also include the UK data until 31/12/2020. The data as of 1/1/2021 is therefore not comparable with the data until 31/12/2020.

Top 5 export destinations* - (update of 14 févr 2022)

Common wheat				
Destination	MY 2021/22		MY 2020/21	
	tonnes	share	tonnes	share
Algeria	2 698 848	15.6%	3 524 355	20.9%
China	1 682 960	9.7%	1 630 810	9.7%
Egypt	1 641 000	9.5%	382 120	2.3%
Nigeria	1 292 831	7.5%	1 495 186	8.9%
Korea (Republic of)	824 172	4.8%	-----	-----

Common wheat flour (grain equivalent)				
Destination	MY 2021/22		MY 2020/21	
	tonnes	share	tonnes	share
United Kingdom	61 215	18.9%	6 765	2.5%
United States of America	23 829	7.4%	22 388	8.2%
Thailand	17 349	5.4%	18 836	6.9%
Guinea-Bissau	15 604	4.8%	19 444	7.1%
Cameroon	13 143	4.1%	13 329	4.9%

Durum wheat				
Destination	MY 2021/22		MY 2020/21	
	tonnes	share	tonnes	share
Tunisia	162 012	33.2%	31 406	19.5%
Turkey	64 799	13.3%	8 693	5.4%
Algeria	63 973	13.1%	19 321	12.0%
Nigeria	49 947	10.2%	-----	-----

Durum wheat meal (grain equivalent)				
Destination	MY 2021/22		MY 2020/21	
	tonnes	share	tonnes	share
Ivory Coast	53 876	36.7%	38 096	25.6%
Saudi Arabia	20 455	13.9%	34 157	23.0%
Mali	16 772	11.4%	16 863	11.3%
United Kingdom	13 827	9.4%	2 458	1.7%
Senegal	7 217	4.9%	14 155	9.5%

Barley				
Destination	MY 2021/22		MY 2020/21	
	tonnes	share	tonnes	share
China	2 088 146	40.6%	1 801 575	37.2%
Saudi Arabia	505 635	9.8%	1 150 168	23.7%
Turkey	477 272	9.3%	90 602	1.9%
Jordan	412 132	8.0%	129 464	2.7%
Algeria	306 440	6.0%	362 855	7.5%

Malt (grain equivalent)				
Destination	MY 2021/22		MY 2020/21	
	tonnes	share	tonnes	share
Brazil	185 767	10.3%	317 958	16.5%
Nigeria	131 037	7.3%	128 106	6.7%
Japan	111 678	6.2%	98 579	5.1%
Mexico	96 811	5.4%	57 416	3.0%
Cameroon	76 155	4.2%	57 890	3.0%

Maize				
Destination	MY 2021/22		MY 2020/21	
	tonnes	share	tonnes	share
Iran (Islamic Republic of)	971 640	27.0%	195 546	12.6%
Egypt	674 504	18.7%	60 145	3.9%
United Kingdom	391 970	10.9%	75 465	4.9%
Korea (Republic of)	360 576	10.0%	101 832	6.6%
Turkey	333 566	9.3%	170 535	11.0%

Rye				
Destination	MY 2021/22		MY 2020/21	
	tonnes	share	tonnes	share
United States of America	66 001	82.0%	99 002	71.9%
Japan	6 493	8.1%	16 060	11.7%
Norway	4 154	5.2%	5 384	3.9%

Oats				
Destination	MY 2021/22		MY 2020/21	
	tonnes	share	tonnes	share
United States of America	35 644	44.5%	5 335	8.1%
Switzerland	25 744	32.2%	31 432	47.8%
Algeria	11 152	13.9%	14 726	22.4%
Norway	3 620	4.5%	5 907	9.0%
Bosnia and Herzegovina	1 282	1.6%	1 542	2.3%

Sorghum				
Destination	MY 2021/22		MY 2020/21	
	tonnes	share	tonnes	share
United Kingdom	6 205.0	82.0%	189	18.6%
Serbia	1 029	13.6%	270	26.6%
Jordan	249.8	3.3%	380	37.5%

* The United Kingdom is no longer a Member State of the European Union, however until the end of the transition period it was still a part of the EU Customs Union. Due to the absence of intra-trade data in the surveillance system, the totals of the EU trade data therefore also include the UK data until 31/12/2020. The data as of 1/1/2021 is therefore not comparable with the data until 31/12/2020.

Week 1 to 33 from 01/07/2021 to 13/02/2022

Résumé / Summary

Import (tonnes)	Residues of starch manufacture CN 2303 10 19	Maize gluten feed CN 2309 90 20	Brewing and distilling dregs and waste CN 23033000	Citrus pulp residues CN 2308 00 40 TARIC_ext 10	Total
BE		282	4	2 986	3 272
BG		2	2 450		2 453
CZ			378	3 527	3 905
DK	2 185		2 713	15 459	20 357
DE	39	4	1 830	20 303	22 176
EE			109		109
IE	106	185 762	339 097	1	524 966
EL		35	427		461
ES			103 601		103 601
FR		2	410	5 636	6 048
HR			70		70
IT			1 621	1 800	3 421
CY					
LV			2 093		2 093
LT			6 232		6 232
LU					
HU			828		828
MT					
NL	1 237	39		36 502	37 779
AT					
PL		7	5 629	2 449	8 085
PT		6 948	36 878		43 826
RO			803		803
SI					
SK			371		371
FI		12	2 034		2 046
SE		12			12
XI		32 998	40 102		73 100
EU*	3 568	226 103	547 680	88 665	866 015

* The United Kingdom is no longer a Member State of the European Union, however until the end of the transition period it was still a part of the EU Customs Union. Due to the absence of intra-trade data in the surveillance system, the totals of the EU trade data therefore also include the UK data until 31/12/2020. The data as of 1/1/2021 is therefore not comparable with the data until 31/12/2020.

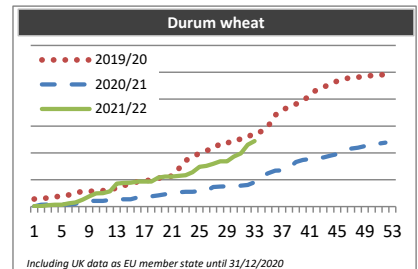
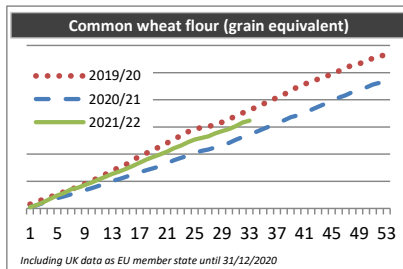
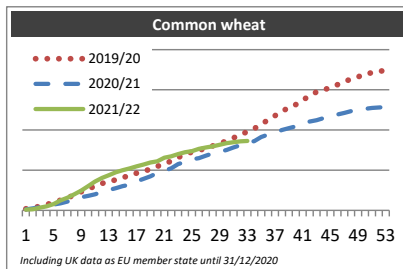
Week 1 to 33 from 01/07/2021 to 13/02/2022

(tonnes)

Common wheat			
week	2019/20	2020/21	2021/22
1	394 862	246 599	186 893
2	637 684	485 459	293 597
3	977 240	794 098	644 108
4	1 448 244	1 244 971	1 030 262
5	1 963 054	1 476 162	1 574 968
6	2 513 822	1 737 110	2 451 487
7	3 216 967	2 220 555	3 142 381
8	3 720 669	2 668 965	4 007 880
9	4 634 890	3 281 372	4 882 029
10	5 242 288	3 604 723	6 016 220
11	6 111 267	3 999 858	7 144 839
12	6 705 310	4 580 374	8 072 301
13	7 110 313	5 085 591	8 747 890
14	7 620 073	5 555 802	9 484 643
15	8 105 152	6 016 442	10 020 866
16	8 768 326	6 379 393	10 460 201
17	9 260 991	7 233 325	10 956 909
18	9 725 371	7 874 470	11 435 339
19	10 302 872	8 474 698	11 917 105
20	10 950 606	9 293 610	12 191 604
21	11 559 006	9 879 064	13 089 352
22	12 238 923	10 453 386	13 451 858
23	13 191 650	11 536 206	13 999 594
24	13 969 039	12 058 201	14 480 076
25	14 500 960	12 689 363	14 765 142
26	14 892 397	13 013 856	15 324 700
27	15 503 107	13 633 116	15 665 271
28	16 040 869	14 183 211	15 935 067
29	16 732 853	14 557 165	16 337 577
30	17 214 564	15 036 443	16 742 776
31	18 017 661	15 655 358	16 952 357
32	18 864 983	16 221 398	17 158 087
33	19 533 215	16 866 377	17 273 104
34	20 340 927	17 254 942	
35	21 478 133	18 241 972	
36	22 508 992	18 858 874	
37	23 576 835	19 368 901	
38	24 648 935	20 036 017	
39	25 623 736	20 476 366	
40	26 331 024	20 934 782	
41	27 557 137	21 423 073	
42	28 352 332	22 079 750	
43	29 498 032	22 414 119	
44	29 986 220	22 962 670	
45	30 586 614	23 465 926	
46	31 272 389	23 873 855	
47	32 058 028	24 227 914	
48	32 679 212	24 721 249	
49	33 267 819	25 005 174	
50	33 938 316	25 271 933	
51	34 283 798	25 481 577	
52	34 644 187	25 603 563	
53	34 755 332	25 708 428	

Common wheat flour (grain equivalent)			
week	2019/20	2020/21	2021/22
1	15 435	4 872	4 588
2	24 937	12 096	12 555
3	33 874	21 030	24 061
4	43 072	31 584	36 614
5	52 260	37 685	47 500
6	61 292	44 672	57 327
7	70 390	52 128	70 679
8	79 570	58 243	76 659
9	90 348	67 312	86 304
10	101 400	74 930	95 230
11	112 949	83 204	106 118
12	125 301	90 838	116 547
13	137 157	101 461	127 137
14	152 576	108 298	135 872
15	161 483	116 682	146 057
16	178 030	125 743	156 327
17	192 049	133 635	168 196
18	203 507	140 810	180 462
19	216 642	148 540	189 785
20	227 648	155 793	198 962
21	240 893	166 636	209 601
22	256 004	177 929	221 668
23	266 738	185 556	231 482
24	281 945	194 519	243 731
25	292 648	204 127	253 709
26	297 527	211 730	259 753
27	301 226	217 106	265 697
28	308 580	224 269	276 009
29	317 064	233 540	284 220
30	327 970	241 526	292 399
31	340 951	252 559	302 923
32	351 474	263 120	316 254
33	362 621	272 693	323 067
34	372 727	282 067	
35	385 334	292 818	
36	396 044	303 204	
37	408 180	312 186	
38	418 897	323 782	
39	433 806	335 261	
40	446 578	342 756	
41	457 919	351 987	
42	466 058	363 062	
43	476 439	373 734	
44	484 988	385 157	
45	493 592	394 946	
46	505 287	407 179	
47	518 124	417 193	
48	527 019	428 185	
49	533 341	434 906	
50	541 796	445 641	
51	553 077	456 125	
52	561 255	463 129	
53	564 718	470 656	

Durum wheat			
week	2019/20	2020/21	2021/22
1	56 320	1 327	3 677
2	62 920	1 753	4 006
3	62 920	14 516	10 012
4	68 154	14 883	13 187
5	86 292	15 291	13 187
6	86 753	15 673	24 365
7	102 837	16 048	30 801
8	111 338	21 301	51 318
9	113 589	32 788	76 734
10	114 667	42 218	99 082
11	118 940	42 946	100 173
12	133 547	43 032	113 506
13	133 857	48 931	170 640
14	155 545	54 892	175 805
15	171 862	54 941	178 714
16	184 124	55 143	185 778
17	190 877	67 680	186 169
18	199 053	68 120	186 737
19	210 099	76 215	214 747
20	223 737	83 031	222 966
21	226 941	91 284	223 140
22	282 411	101 323	228 788
23	343 490	106 972	233 098
24	365 434	110 034	256 396
25	400 373	110 034	297 030
26	419 109	114 647	302 863
27	426 666	114 769	318 970
28	470 174	145 567	336 297
29	470 303	148 750	336 415
30	499 614	150 958	372 484
31	501 177	151 151	396 384
32	515 497	155 721	460 406
33	553 750	161 252	488 071
34	557 868	180 964	
35	600 622	225 453	
36	681 292	248 771	
37	722 890	268 113	
38	738 572	269 068	
39	763 717	287 287	
40	786 178	332 762	
41	829 099	347 133	
42	870 862	354 084	
43	886 531	365 814	
44	917 862	365 874	
45	934 135	380 175	
46	949 251	391 301	
47	961 068	410 459	
48	962 251	431 130	
49	973 136	437 853	
50	974 689	450 741	
51	981 149	450 742	
52	981 176	469 710	
53	981 176	476 384	



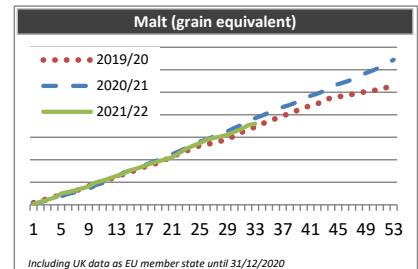
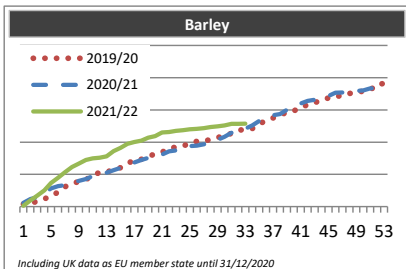
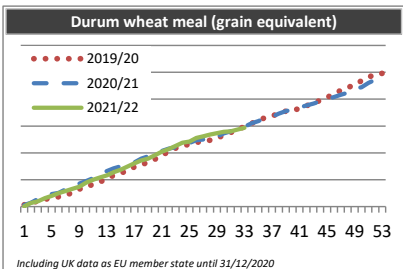
Week 1 to 33 from 01/07/2021 to 13/02/2022

(tonnes)

Durum wheat meal (grain equivalent)			
week	2019/20	2020/21	2021/22
1	3 419	2 938	461
2	6 820	7 082	7 063
3	10 226	14 007	9 905
4	13 805	20 504	15 620
5	15 888	23 477	20 156
6	18 450	25 648	24 999
7	21 168	31 867	28 891
8	25 745	37 029	33 294
9	32 563	42 831	36 951
10	35 515	47 380	44 653
11	41 760	52 790	50 069
12	45 874	60 848	54 116
13	51 955	66 101	58 030
14	58 092	71 054	64 154
15	62 109	74 770	68 817
16	66 801	79 372	74 339
17	73 664	82 359	80 592
18	76 945	89 403	86 067
19	83 463	93 473	89 382
20	88 254	96 907	95 852
21	96 784	103 638	102 554
22	101 393	107 822	107 218
23	108 627	110 517	112 973
24	111 752	113 480	119 135
25	116 657	118 564	121 269
26	119 534	123 554	127 852
27	121 893	124 918	130 950
28	123 721	127 811	134 140
29	127 004	130 209	136 789
30	133 313	136 109	139 147
31	138 071	139 953	140 042
32	142 766	143 929	143 678
33	149 417	148 618	146 746
34	154 725	154 815	
35	159 654	158 988	
36	166 043	164 923	
37	169 272	167 069	
38	172 196	173 196	
39	177 752	177 782	
40	180 500	180 591	
41	181 477	184 387	
42	187 314	188 174	
43	193 791	191 710	
44	197 372	195 943	
45	203 409	199 987	
46	208 899	204 160	
47	216 641	208 196	
48	221 898	212 059	
49	226 245	219 607	
50	234 240	222 332	
51	240 723	230 245	
52	246 082	236 299	
53	247 981	239 753	

Barley			
week	2019/20	2020/21	2021/22
1	165 347	233 928	52 116
2	169 376	470 728	378 443
3	337 758	586 712	674 740
4	483 958	831 663	1 003 064
5	643 505	1 130 666	1 468 128
6	904 136	1 268 298	1 799 563
7	1 228 755	1 333 141	2 134 161
8	1 420 139	1 491 038	2 450 149
9	1 557 085	1 600 529	2 672 764
10	1 681 706	1 714 095	2 895 551
11	1 903 159	1 894 614	2 987 883
12	2 127 844	2 005 566	3 041 178
13	2 168 060	2 109 536	3 121 916
14	2 251 418	2 254 085	3 439 651
15	2 412 055	2 400 370	3 639 234
16	2 672 039	2 480 031	3 892 552
17	2 888 058	2 741 126	4 006 224
18	2 942 536	2 889 268	4 095 407
19	3 105 633	3 024 509	4 269 083
20	3 276 420	3 155 273	4 380 527
21	3 375 606	3 236 213	4 601 013
22	3 624 631	3 430 877	4 627 991
23	3 679 932	3 490 960	4 703 541
24	3 763 870	3 588 482	4 739 226
25	3 911 595	3 750 589	4 798 748
26	4 049 716	3 779 901	4 822 175
27	4 059 332	3 864 674	4 870 106
28	4 155 826	3 955 768	4 944 100
29	4 287 553	4 150 549	4 981 776
30	4 408 901	4 332 732	5 034 609
31	4 548 101	4 581 890	5 141 258
32	4 740 889	4 750 974	5 142 133
33	4 775 918	4 845 957	5 145 581
34	4 836 880	5 037 466	
35	5 135 908	5 315 867	
36	5 333 994	5 567 480	
37	5 506 704	5 666 768	
38	5 659 110	5 743 185	
39	5 870 780	6 005 287	
40	5 957 895	6 223 987	
41	6 088 968	6 397 931	
42	6 342 421	6 557 194	
43	6 445 131	6 623 449	
44	6 610 799	6 747 328	
45	6 749 591	6 866 940	
46	6 773 159	7 070 210	
47	6 960 607	7 074 797	
48	7 030 441	7 115 845	
49	7 036 380	7 184 310	
50	7 172 922	7 207 873	
51	7 215 539	7 336 344	
52	7 609 930	7 343 749	
53	7 624 789	7 415 391	

Malt (grain equivalent)			
week	2019/20	2020/21	2021/22
1	44 910	21 010	18 911
2	87 671	58 871	60 527
3	131 899	94 273	111 493
4	177 222	126 883	159 288
5	224 550	186 465	246 526
6	264 425	242 342	283 488
7	302 842	278 630	321 286
8	356 882	313 598	364 546
9	420 687	347 519	409 919
10	464 409	440 482	494 753
11	515 491	484 852	536 781
12	566 007	537 887	584 498
13	627 835	623 867	640 725
14	679 373	711 578	696 277
15	728 178	765 585	768 542
16	781 425	812 758	807 039
17	838 800	873 259	862 726
18	887 832	940 385	918 712
19	930 553	990 412	963 739
20	999 894	1 072 081	1 005 479
21	1 064 468	1 121 692	1 056 334
22	1 132 096	1 187 397	1 145 732
23	1 190 613	1 259 893	1 239 336
24	1 252 859	1 330 258	1 310 081
25	1 313 470	1 403 665	1 370 564
26	1 343 817	1 450 203	1 444 352
27	1 374 854	1 516 766	1 486 234
28	1 415 268	1 550 723	1 517 766
29	1 466 062	1 629 622	1 555 618
30	1 523 380	1 706 869	1 620 395
31	1 606 351	1 774 817	1 683 156
32	1 669 767	1 840 800	1 769 480
33	1 729 020	1 925 381	1 800 791
34	1 791 257	1 980 207	
35	1 866 822	2 050 708	
36	1 912 222	2 106 919	
37	1 971 579	2 171 669	
38	2 036 984	2 216 022	
39	2 092 310	2 276 950	
40	2 162 293	2 380 265	
41	2 198 885	2 418 560	
42	2 242 152	2 471 062	
43	2 329 285	2 530 261	
44	2 372 027	2 623 178	
45	2 399 040	2 680 355	
46	2 427 644	2 725 634	
47	2 455 455	2 781 414	
48	2 491 862	2 848 890	
49	2 508 636	2 929 102	
50	2 535 402	2 985 986	
51	2 566 317	3 049 878	
52	2 606 259	3 145 086	
53	2 646 458	3 222 221	



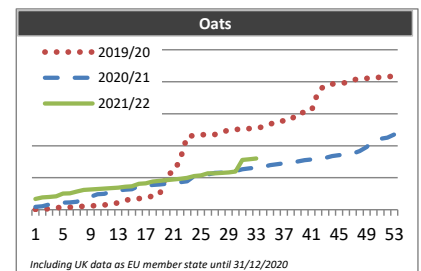
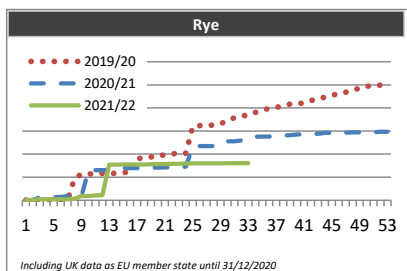
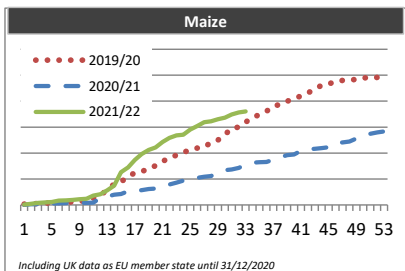
Week 1 to 33 from 01/07/2021 to 13/02/2022

(tonnes)

Maize			
week	2019/20	2020/21	2021/22
1	32 545	1 338	13 301
2	46 352	27 536	40 676
3	52 472	30 132	83 212
4	66 400	37 912	95 311
5	86 002	56 341	117 486
6	97 673	60 801	164 685
7	102 782	68 203	177 146
8	111 913	71 563	194 822
9	125 739	78 596	215 535
10	181 768	82 465	240 486
11	262 627	86 507	359 486
12	377 070	267 949	414 810
13	573 257	327 659	557 232
14	804 507	398 603	741 444
15	890 335	417 643	1 259 380
16	1 078 162	524 491	1 443 941
17	1 240 987	544 578	1 731 275
18	1 299 197	567 124	1 961 379
19	1 377 297	618 197	2 116 416
20	1 513 237	633 825	2 217 793
21	1 678 507	748 697	2 430 972
22	1 804 041	785 454	2 588 310
23	1 914 718	859 704	2 678 651
24	2 031 525	939 660	2 706 767
25	2 112 346	1 027 907	2 911 900
26	2 190 722	1 044 197	3 040 873
27	2 229 611	1 085 492	3 186 533
28	2 411 901	1 116 662	3 226 052
29	2 492 707	1 252 223	3 301 513
30	2 705 260	1 336 780	3 364 664
31	2 958 117	1 368 460	3 485 380
32	2 995 488	1 426 397	3 564 277
33	3 186 443	1 553 269	3 603 964
34	3 372 441	1 626 269	
35	3 473 942	1 645 253	
36	3 611 099	1 653 268	
37	3 814 310	1 747 122	
38	3 873 774	1 838 302	
39	3 994 046	1 917 103	
40	4 108 919	1 948 645	
41	4 197 266	2 082 834	
42	4 316 749	2 149 467	
43	4 455 334	2 163 180	
44	4 614 471	2 186 361	
45	4 673 252	2 224 204	
46	4 748 726	2 392 953	
47	4 804 469	2 407 790	
48	4 818 677	2 443 208	
49	4 835 577	2 554 326	
50	4 896 665	2 637 143	
51	4 905 451	2 746 290	
52	4 910 394	2 796 674	
53	4 939 131	2 833 181	

Rye			
week	2019/20	2020/21	2021/22
1	497	202	0
2	628	546	41
3	631	6 199	2 248
4	631	6 306	2 249
5	671	6 813	2 326
6	748	6 924	2 357
7	843	9 063	2 444
8	47 071	9 214	2 950
9	56 750	9 286	9 197
10	56 869	64 603	9 243
11	57 988	65 212	10 500
12	58 120	65 389	10 877
13	58 160	65 440	77 099
14	58 273	69 657	77 209
15	60 267	69 657	77 491
16	60 267	69 755	77 518
17	90 675	69 806	77 592
18	90 886	70 428	77 674
19	93 835	70 497	77 960
20	94 428	70 549	78 310
21	99 097	70 952	78 546
22	100 744	71 230	78 837
23	101 052	72 191	79 102
24	101 812	72 637	79 732
25	160 351	117 104	79 985
26	161 493	117 222	79 985
27	162 592	117 222	79 985
28	162 593	117 310	80 013
29	165 178	117 407	80 037
30	174 148	127 513	80 249
31	178 443	127 613	80 366
32	182 680	129 889	80 441
33	183 973	137 620	80 516
34	190 035	137 644	
35	195 599	137 907	
36	198 803	138 130	
37	201 312	138 528	
38	204 540	140 231	
39	208 552	140 859	
40	209 550	142 678	
41	210 624	142 915	
42	216 194	143 680	
43	218 445	144 013	
44	223 927	145 734	
45	227 061	146 197	
46	231 338	146 459	
47	233 930	146 513	
48	240 345	147 043	
49	241 682	147 102	
50	246 769	147 130	
51	248 490	147 340	
52	249 128	148 402	
53	252 487	148 432	

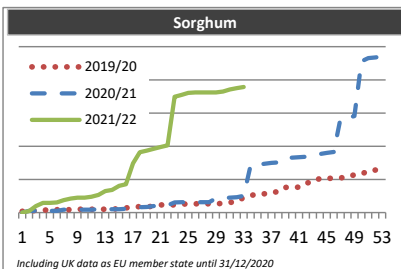
Oats			
week	2019/20	2020/21	2021/22
1	303	4 443	16 792
2	930	5 175	19 062
3	1 418	8 319	20 079
4	3 129	10 274	20 925
5	3 685	10 893	25 098
6	3 968	11 455	25 559
7	4 564	12 539	28 484
8	5 315	18 233	31 038
9	5 865	20 115	31 660
10	6 666	24 001	32 217
11	7 499	24 964	32 949
12	8 192	28 370	33 724
13	10 856	30 245	34 482
14	14 515	31 204	35 796
15	16 797	31 907	36 439
16	17 487	36 852	40 430
17	18 235	37 537	41 388
18	21 508	38 723	44 133
19	23 787	39 482	44 978
20	55 844	40 443	46 054
21	58 386	42 058	47 382
22	79 070	43 067	48 340
23	114 828	44 332	49 660
24	115 819	52 574	52 755
25	117 167	54 624	53 774
26	117 343	54 945	56 765
27	117 534	57 508	56 941
28	120 899	57 886	57 512
29	124 593	59 431	58 259
30	125 256	60 536	59 756
31	126 001	63 298	77 786
32	126 774	64 623	79 021
33	127 889	65 784	80 073
34	129 202	66 881	
35	133 745	69 754	
36	138 019	71 088	
37	138 831	72 543	
38	139 815	74 516	
39	151 303	75 449	
40	152 057	77 289	
41	154 497	78 590	
42	185 388	79 937	
43	194 509	81 059	
44	196 583	83 901	
45	197 590	85 230	
46	198 687	86 351	
47	202 875	87 690	
48	204 762	91 792	
49	205 424	98 166	
50	206 121	108 227	
51	207 210	110 780	
52	208 127	112 677	
53	208 293	117 583	



Week 1 to 33 from 01/07/2021 to 13/02/2022

(tonnes)

Sorghum			
week	2019/20	2020/21	2021/22
1	75	0	0
2	100	99	85
3	124	99	392
4	150	99	584
5	152	100	587
6	173	101	611
7	173	177	743
8	173	177	847
9	194	177	902
10	197	177	902
11	197	177	960
12	197	202	1 070
13	199	204	1 292
14	199	204	1 366
15	244	204	1 610
16	285	228	1 706
17	309	258	2 961
18	360	329	3 636
19	360	331	3 736
20	361	388	3 840
21	456	388	3 948
22	456	439	4 048
23	458	613	6 985
24	503	624	7 085
25	529	624	7 214
26	529	624	7 241
27	529	624	7 241
28	530	624	7 243
29	530	851	7 243
30	556	880	7 297
31	608	903	7 419
32	654	931	7 503
33	907	1 014	7 569
34	1 027	2 885	
35	1 127	2 886	
36	1 127	2 939	
37	1 247	2 997	
38	1 247	3 023	
39	1 511	3 314	
40	1 536	3 314	
41	1 536	3 340	
42	1 796	3 368	
43	1 820	3 500	
44	2 059	3 536	
45	2 059	3 597	
46	2 063	3 653	
47	2 088	5 678	
48	2 137	5 706	
49	2 281	5 811	
50	2 306	9 121	
51	2 524	9 306	
52	2 562	9 357	
53	2 562	9 405	



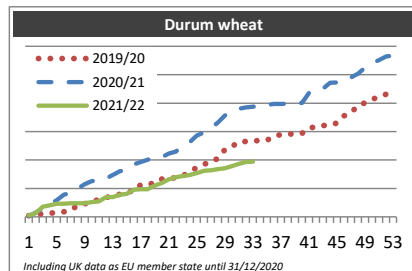
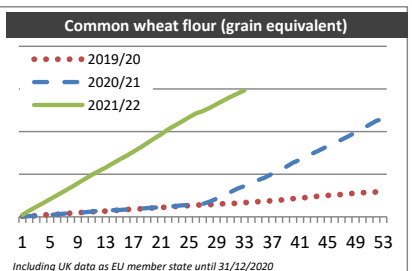
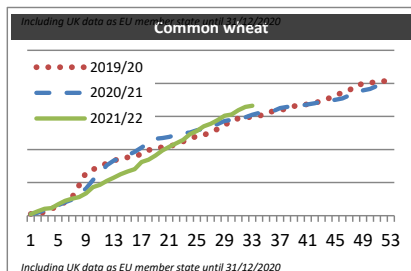
Week 1 to 33 from 01/07/2021 to 13/02/2022

(tonnes)

Common wheat			
week	2019/20	2020/21	2021/22
1	26 347	22 112	22 494
2	38 366	43 513	65 676
3	51 421	84 224	104 837
4	102 005	107 290	115 410
5	156 035	159 746	173 602
6	205 759	205 634	228 060
7	281 272	245 472	258 866
8	458 102	325 735	283 528
9	651 685	409 745	336 766
10	701 468	538 173	431 999
11	737 816	640 539	465 837
12	795 418	761 367	526 878
13	830 102	832 705	575 803
14	871 395	874 935	625 712
15	879 681	917 575	667 370
16	900 950	966 134	701 962
17	930 041	1 031 585	811 489
18	994 104	1 102 149	845 837
19	1 007 899	1 162 807	907 776
20	1 039 529	1 175 619	984 431
21	1 052 883	1 191 547	1 040 398
22	1 071 394	1 221 759	1 094 365
23	1 120 454	1 246 064	1 147 505
24	1 160 854	1 257 478	1 233 245
25	1 206 778	1 293 064	1 281 148
26	1 218 655	1 313 287	1 351 197
27	1 264 623	1 355 790	1 390 744
28	1 309 793	1 387 157	1 445 053
29	1 368 246	1 432 128	1 510 902
30	1 434 339	1 447 702	1 530 048
31	1 471 644	1 459 861	1 594 042
32	1 487 151	1 485 723	1 645 499
33	1 492 036	1 524 551	1 662 228
34	1 504 342	1 552 149	
35	1 558 802	1 567 851	
36	1 578 838	1 581 316	
37	1 593 168	1 626 273	
38	1 623 991	1 642 564	
39	1 654 539	1 655 197	
40	1 677 376	1 665 144	
41	1 682 030	1 683 442	
42	1 711 539	1 698 796	
43	1 726 510	1 728 953	
44	1 774 517	1 737 702	
45	1 826 514	1 753 054	
46	1 857 014	1 772 650	
47	1 894 402	1 818 918	
48	1 974 245	1 847 614	
49	1 993 912	1 894 873	
50	2 009 850	1 914 218	
51	2 020 593	1 960 968	
52	2 033 360	2 005 110	
53	2 033 500	2 015 973	

Common wheat flour (grain equivalent)			
week	2019/20	2020/21	2021/22
1	615	364	2 260
2	897	774	7 236
3	1 333	1 454	11 754
4	2 112	1 873	16 100
5	2 555	2 273	20 680
6	3 012	2 867	25 458
7	3 658	3 822	29 893
8	4 310	4 374	34 639
9	4 711	4 859	39 390
10	5 460	5 502	44 304
11	5 861	6 304	49 036
12	6 245	6 897	53 436
13	6 705	7 204	57 802
14	7 573	7 877	62 713
15	7 903	8 129	67 169
16	8 538	8 490	71 536
17	8 994	9 073	76 412
18	9 380	9 754	81 402
19	10 002	10 352	86 555
20	10 523	10 834	91 758
21	11 014	11 233	96 840
22	11 371	11 868	102 551
23	12 095	12 579	107 355
24	12 744	13 416	111 741
25	13 240	14 037	116 787
26	13 774	14 390	121 213
27	13 955	15 170	123 957
28	14 256	17 921	127 933
29	14 816	21 196	132 152
30	15 273	24 979	136 402
31	15 636	29 103	140 805
32	16 049	33 128	144 560
33	16 797	36 202	148 381
34	17 126	39 985	
35	17 738	43 173	
36	18 397	46 305	
37	19 024	50 580	
38	19 566	54 273	
39	20 385	58 495	
40	21 450	63 417	
41	22 110	67 016	
42	22 777	70 945	
43	23 779	75 037	
44	24 279	78 935	
45	25 003	82 851	
46	25 563	86 649	
47	26 141	90 498	
48	27 030	94 694	
49	27 693	98 988	
50	28 296	103 453	
51	28 681	108 047	
52	29 181	112 616	
53	29 449	114 747	

Durum wheat			
week	2019/20	2020/21	2021/22
1	19 538	15 910	24 903
2	39 879	70 589	62 555
3	58 275	148 727	178 630
4	59 066	228 769	204 018
5	80 934	290 923	230 861
6	88 188	389 351	232 090
7	111 407	421 013	238 607
8	206 396	497 085	238 671
9	226 295	576 827	240 024
10	289 834	628 124	260 359
11	290 047	643 468	272 308
12	339 097	674 436	344 729
13	362 832	736 081	347 231
14	396 823	802 094	389 623
15	441 549	821 648	405 412
16	448 379	924 355	479 059
17	567 226	966 163	487 000
18	578 692	1 003 356	487 153
19	587 680	1 041 146	550 721
20	665 108	1 050 712	595 765
21	670 756	1 114 180	660 015
22	687 537	1 146 252	697 315
23	719 118	1 258 285	715 872
24	805 212	1 318 719	737 813
25	861 414	1 428 851	771 806
26	927 708	1 483 610	811 006
27	954 613	1 562 712	818 162
28	1 027 644	1 657 037	840 228
29	1 183 351	1 784 310	855 308
30	1 236 011	1 828 752	891 269
31	1 322 810	1 899 260	933 706
32	1 324 992	1 927 163	965 069
33	1 339 083	1 936 321	970 340
34	1 342 266	1 948 506	
35	1 345 899	1 965 885	
36	1 417 293	1 986 558	
37	1 448 181	1 986 645	
38	1 454 050	1 988 702	
39	1 459 298	2 000 979	
40	1 468 894	2 001 370	
41	1 565 659	2 176 341	
42	1 579 446	2 185 891	
43	1 603 442	2 252 257	
44	1 615 539	2 357 032	
45	1 650 263	2 362 055	
46	1 776 149	2 376 516	
47	1 832 535	2 452 088	
48	1 955 741	2 515 950	
49	2 005 500	2 625 572	
50	2 067 201	2 701 768	
51	2 106 620	2 757 863	
52	2 156 892	2 820 675	
53	2 206 867	2 836 155	



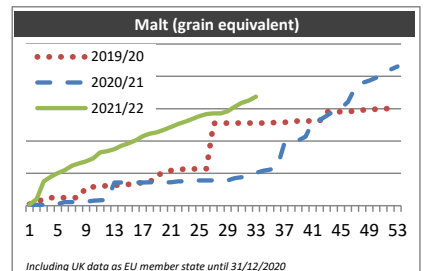
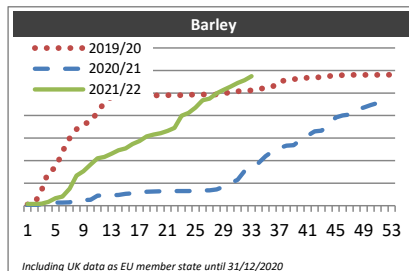
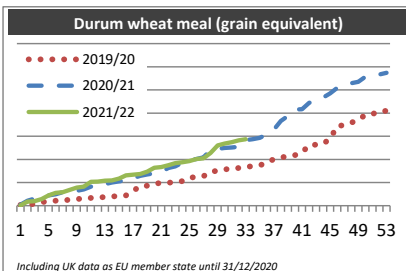
Week 1 to 33 from 01/07/2021 to 13/02/2022

(tonnes)

Durum wheat meal (grain equivalent)			
week	2019/20	2020/21	2021/22
1	17	21	8
2	22	108	89
3	36	150	99
4	75	194	144
5	95	223	220
6	106	247	275
7	106	294	289
8	134	312	339
9	144	321	392
10	158	353	413
11	169	410	514
12	178	432	521
13	187	465	541
14	199	502	545
15	214	528	585
16	222	542	653
17	318	597	668
18	424	647	685
19	429	673	734
20	475	698	818
21	491	728	833
22	497	813	872
23	510	848	917
24	529	930	937
25	606	985	962
26	618	1 007	1 009
27	636	1 043	1 022
28	734	1 198	1 136
29	756	1 225	1 300
30	786	1 247	1 342
31	797	1 259	1 373
32	814	1 273	1 411
33	842	1 414	1 435
34	848	1 435	
35	874	1 467	
36	922	1 539	
37	1 007	1 644	
38	1 039	1 829	
39	1 073	1 938	
40	1 094	2 077	
41	1 147	2 081	
42	1 312	2 223	
43	1 317	2 259	
44	1 336	2 337	
45	1 451	2 425	
46	1 721	2 547	
47	1 739	2 581	
48	1 794	2 647	
49	1 849	2 674	
50	1 962	2 787	
51	1 978	2 811	
52	2 039	2 835	
53	2 048	2 870	

Barley			
week	2019/20	2020/21	2021/22
1	5 495	15	7 590
2	11 034	1 736	8 127
3	66 804	6 899	8 833
4	151 795	6 902	16 769
5	167 048	13 520	32 972
6	240 193	13 722	40 018
7	298 686	14 445	75 416
8	338 676	24 701	133 268
9	364 018	25 509	152 668
10	370 412	26 468	183 106
11	416 796	44 307	210 363
12	456 839	45 208	216 431
13	484 584	46 951	230 918
14	487 744	47 223	246 199
15	487 929	52 559	254 560
16	488 381	54 429	273 325
17	488 773	54 429	286 457
18	488 774	61 714	307 650
19	489 027	63 015	315 498
20	489 027	64 307	321 951
21	490 205	64 413	332 198
22	490 205	64 592	345 186
23	490 872	64 716	399 404
24	490 936	65 502	412 138
25	493 575	66 521	434 990
26	493 575	68 056	467 950
27	493 631	68 323	474 928
28	493 875	72 261	498 107
29	494 151	84 510	513 491
30	506 261	99 450	528 460
31	507 913	114 874	544 926
32	508 927	154 277	556 404
33	511 932	171 896	574 673
34	518 024	189 587	
35	522 024	219 203	
36	528 225	241 503	
37	554 219	256 027	
38	554 418	266 916	
39	561 890	268 274	
40	562 391	291 610	
41	567 887	310 557	
42	568 130	329 427	
43	571 281	332 974	
44	574 773	357 432	
45	576 048	391 413	
46	579 405	400 065	
47	580 778	404 892	
48	580 808	426 698	
49	580 822	435 616	
50	580 838	446 444	
51	580 841	455 298	
52	580 841	459 443	
53	580 841	465 914	

Malt (grain equivalent)			
week	2019/20	2020/21	2021/22
1	240	134	170
2	405	135	993
3	1 112	139	3 762
4	1 221	271	4 462
5	1 222	285	5 041
6	1 222	551	5 492
7	1 222	551	6 171
8	1 223	574	6 528
9	2 882	642	6 858
10	2 916	777	7 329
11	3 019	845	8 241
12	3 079	872	8 432
13	3 172	3 595	8 753
14	3 205	3 596	9 269
15	3 298	3 597	9 649
16	3 419	3 597	10 101
17	3 573	3 597	10 749
18	3 574	3 618	11 133
19	4 874	3 618	11 342
20	4 913	3 622	11 752
21	5 453	3 622	12 184
22	5 555	3 757	12 651
23	5 678	3 757	12 987
24	5 678	3 825	13 421
25	5 678	3 891	13 840
26	5 736	3 893	14 160
27	12 737	3 893	14 266
28	12 737	3 893	14 291
29	12 763	3 908	14 598
30	12 763	4 249	15 303
31	12 784	4 406	15 922
32	12 784	4 718	16 279
33	12 784	5 097	16 859
34	12 785	5 396	
35	12 853	5 586	
36	12 853	5 933	
37	12 879	9 653	
38	13 037	9 898	
39	13 101	10 101	
40	13 101	10 682	
41	13 102	12 999	
42	13 102	13 229	
43	14 520	13 923	
44	14 521	14 617	
45	14 521	15 008	
46	14 522	16 058	
47	14 654	18 240	
48	14 788	18 996	
49	14 921	19 343	
50	14 922	19 799	
51	14 989	20 410	
52	15 017	21 041	
53	15 152	21 531	



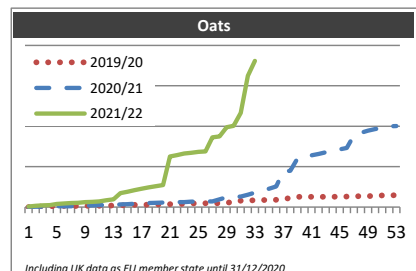
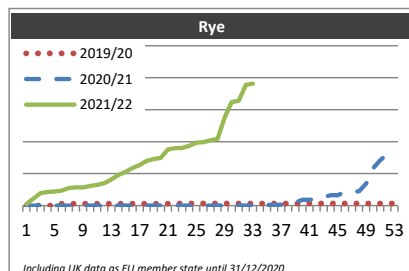
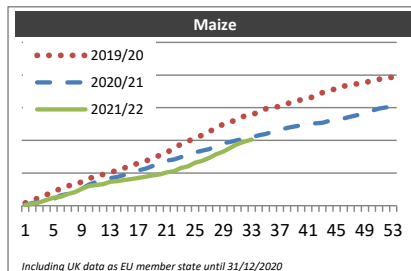
Week 1 to 33 from 01/07/2021 to 13/02/2022

(tonnes)

Maize			
week	2019/20	2020/21	2021/22
1	431 335	124 748	89 745
2	761 493	419 378	320 216
3	1 303 291	595 271	527 425
4	1 679 978	815 972	851 358
5	2 125 234	1 042 931	1 225 198
6	2 624 908	1 560 728	1 369 134
7	3 052 379	1 821 390	1 780 744
8	3 169 060	2 040 073	2 054 240
9	3 696 267	2 599 754	2 597 994
10	4 136 675	3 232 831	3 018 641
11	4 528 292	3 612 176	3 150 156
12	4 793 953	3 829 175	3 292 671
13	4 996 725	4 219 341	3 667 602
14	5 487 629	4 402 520	3 767 048
15	5 763 764	4 727 179	3 922 252
16	6 170 581	4 963 268	4 081 429
17	6 499 208	5 400 173	4 264 565
18	6 842 862	5 666 468	4 431 747
19	7 283 923	6 072 793	4 640 746
20	7 708 646	6 554 661	4 773 203
21	8 142 819	6 901 144	5 088 532
22	8 844 492	7 090 925	5 269 766
23	9 403 428	7 428 158	5 773 091
24	9 873 080	7 771 347	6 024 373
25	10 401 396	8 180 488	6 583 236
26	10 790 672	8 410 770	6 871 933
27	11 365 409	8 655 548	7 335 893
28	11 849 282	9 198 105	7 875 445
29	12 524 377	9 583 547	8 291 011
30	12 789 770	9 753 553	8 889 458
31	13 295 873	10 024 716	9 454 604
32	13 743 524	10 279 141	9 814 425
33	13 902 683	10 463 896	10 120 171
34	14 347 763	10 786 809	
35	14 826 244	10 998 300	
36	15 008 167	11 352 223	
37	15 214 368	11 630 333	
38	15 616 247	11 896 559	
39	15 952 650	12 104 193	
40	16 223 415	12 296 810	
41	16 449 790	12 449 245	
42	16 732 134	12 605 764	
43	17 293 897	12 680 597	
44	17 667 099	12 993 088	
45	17 893 343	13 253 024	
46	18 286 024	13 370 452	
47	18 491 537	13 639 174	
48	18 666 715	13 892 596	
49	18 895 343	14 159 758	
50	19 069 447	14 539 886	
51	19 346 151	14 871 373	
52	19 592 483	15 043 553	
53	19 654 085	15 223 631	

Rye			
week	2019/20	2020/21	2021/22
1	0	0	2 504
2	0	0	11 290
3	0	0	19 382
4	0	2	21 461
5	0	2	21 881
6	2 981	2	23 302
7	2 981	2	27 394
8	2 981	2	28 393
9	2 981	2	28 669
10	2 981	2	30 732
11	2 981	2	32 614
12	2 981	2	34 909
13	2 981	2	40 888
14	2 981	2	47 936
15	2 981	2	52 713
16	2 981	2	58 662
17	3 026	8	63 352
18	3 092	8	70 083
19	3 092	8	72 886
20	3 092	8	74 587
21	3 092	8	87 861
22	3 192	9	89 678
23	3 192	9	90 016
24	3 214	9	93 388
25	3 214	10	98 463
26	3 214	10	99 016
27	3 214	10	102 064
28	3 236	10	104 357
29	3 236	10	137 577
30	3 236	10	161 836
31	3 236	10	163 911
32	3 239	10	188 952
33	3 239	10	190 715
34	3 240	387	
35	3 240	1 031	
36	3 240	1 031	
37	3 248	1 308	
38	3 248	4 414	
39	3 248	5 094	
40	3 248	9 061	
41	3 248	9 061	
42	3 248	10 486	
43	3 248	13 391	
44	3 248	16 355	
45	3 248	16 355	
46	3 248	21 246	
47	3 248	21 834	
48	3 249	22 332	
49	3 249	34 693	
50	3 249	58 564	
51	3 249	71 186	
52	3 249	80 689	
53	3 249	86 288	

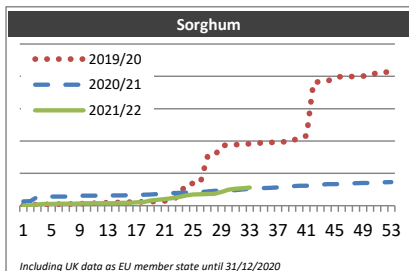
Oats			
week	2019/20	2020/21	2021/22
1	2	0	135
2	113	88	331
3	141	110	415
4	188	154	506
5	215	176	788
6	262	198	876
7	262	220	1 007
8	284	243	1 065
9	307	337	1 211
10	307	404	1 269
11	329	492	1 400
12	351	492	1 694
13	374	541	1 942
14	418	637	3 479
15	462	744	3 792
16	545	821	4 204
17	568	958	4 561
18	610	1 002	4 863
19	654	1 073	5 185
20	677	1 125	5 425
21	707	1 169	12 533
22	770	1 237	12 838
23	792	1 242	13 266
24	876	1 330	13 421
25	943	1 379	13 669
26	943	1 423	13 750
27	944	1 423	17 233
28	944	1 895	17 469
29	1 008	2 404	19 753
30	1 424	2 524	20 098
31	1 600	2 584	23 284
32	1 630	3 035	32 476
33	1 674	3 580	36 167
34	1 746	4 190	
35	1 748	4 526	
36	1 792	5 112	
37	1 849	8 800	
38	2 290	8 999	
39	2 557	12 024	
40	2 557	12 468	
41	2 557	12 815	
42	2 557	13 165	
43	2 558	13 518	
44	2 558	13 909	
45	2 582	14 313	
46	2 604	14 640	
47	2 670	17 770	
48	2 716	18 369	
49	2 738	18 918	
50	2 776	19 297	
51	2 864	19 614	
52	2 909	19 965	
53	2 953	20 046	

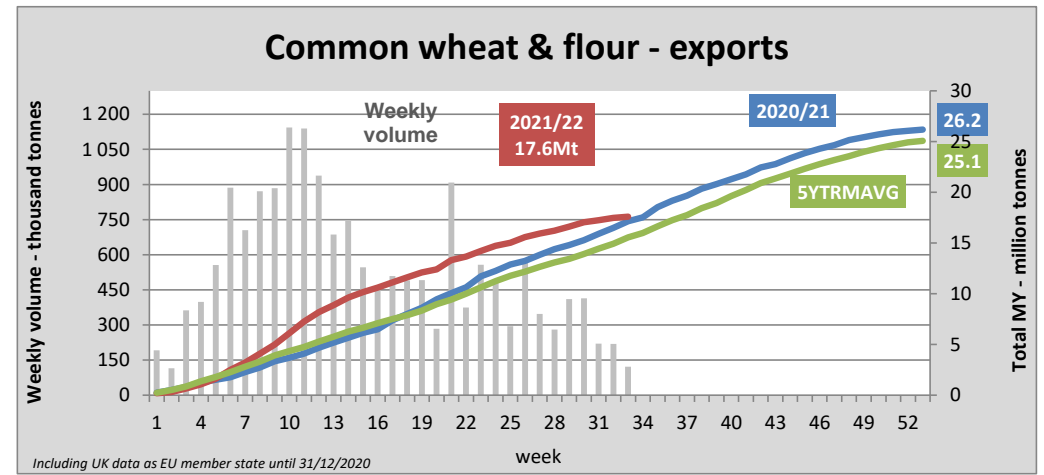
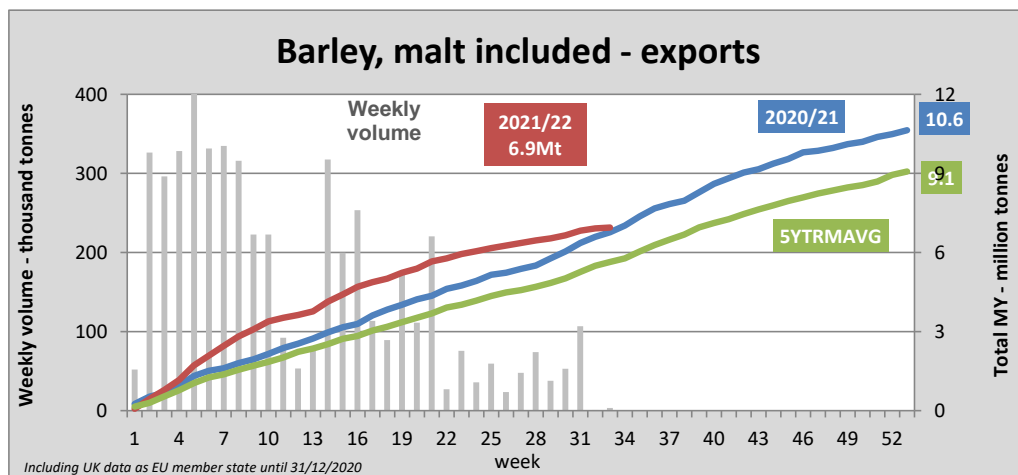
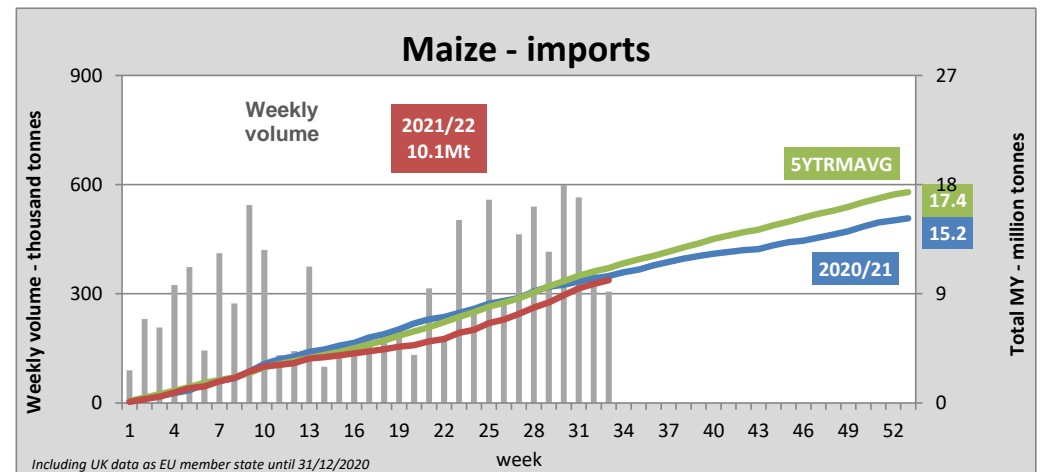
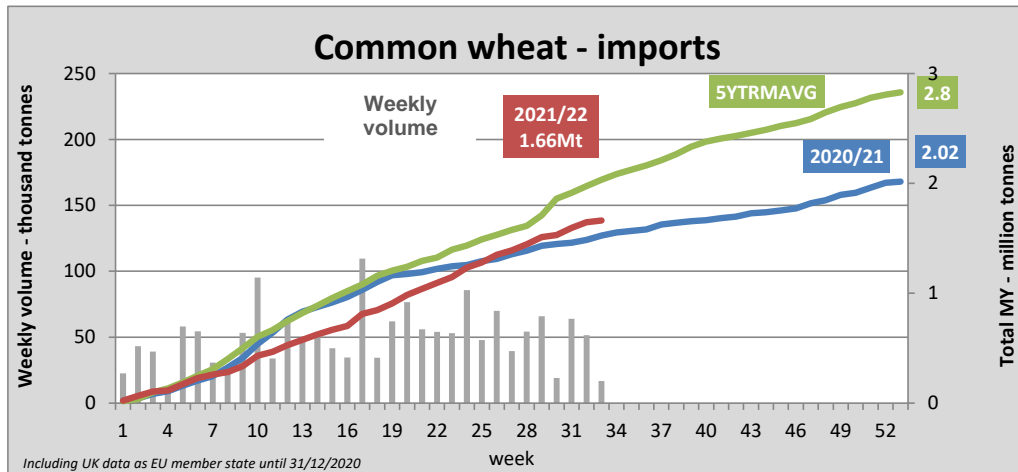


Week 1 to 33 from 01/07/2021 to 13/02/2022

(tonnes)

Sorghum			
week	2019/20	2020/21	2021/22
1	206	2 653	86
2	472	2 727	218
3	583	5 479	820
4	789	5 531	1 044
5	852	5 627	1 126
6	945	5 695	1 188
7	1 052	5 697	1 210
8	1 137	5 721	1 235
9	1 244	6 172	1 361
10	1 354	6 174	1 447
11	1 510	6 243	1 497
12	1 780	6 269	1 498
13	1 850	6 364	1 545
14	1 892	6 387	1 560
15	2 109	6 409	1 723
16	2 262	6 539	1 766
17	2 352	6 629	2 035
18	2 379	6 835	2 213
19	2 473	6 966	3 274
20	2 675	7 168	3 671
21	2 941	7 623	4 117
22	3 203	7 789	4 606
23	6 533	7 926	5 421
24	13 531	8 125	6 310
25	13 828	8 282	6 862
26	13 918	8 461	7 061
27	30 270	8 818	7 198
28	30 485	9 200	7 418
29	37 223	9 365	8 468
30	37 489	9 526	9 899
31	37 775	9 658	10 539
32	38 117	10 077	10 781
33	38 317	10 505	11 200
34	38 649	10 799	
35	38 802	10 903	
36	39 086	11 083	
37	39 327	11 333	
38	39 598	11 618	
39	39 732	12 022	
40	42 902	12 297	
41	43 112	12 411	
42	76 240	12 799	
43	76 819	13 110	
44	77 061	13 327	
45	79 554	13 403	
46	79 736	13 528	
47	79 761	13 750	
48	80 094	13 864	
49	80 226	13 985	
50	80 385	14 117	
51	82 471	14 337	
52	82 566	14 535	
53	82 653	14 602	





Calendar of Marketing Year weeks

Week	2019/20		2020/21		2021/22	
	Start	End	Start	End	Start	End
1	01-07-2019	07-07-2019	01-07-2020	05-07-2020	01-07-2021	04-07-2021
2	08-07-2019	14-07-2019	06-07-2020	12-07-2020	05-07-2021	11-07-2021
3	15-07-2019	21-07-2019	13-07-2020	19-07-2020	12-07-2021	18-07-2021
4	22-07-2019	28-07-2019	20-07-2020	26-07-2020	19-07-2021	25-07-2021
5	29-07-2019	04-08-2019	27-07-2020	02-08-2020	26-07-2021	01-08-2021
6	05-08-2019	11-08-2019	03-08-2020	09-08-2020	02-08-2021	08-08-2021
7	12-08-2019	18-08-2019	10-08-2020	16-08-2020	09-08-2021	15-08-2021
8	19-08-2019	25-08-2019	17-08-2020	23-08-2020	16-08-2021	22-08-2021
9	26-08-2019	01-09-2019	24-08-2020	30-08-2020	23-08-2021	29-08-2021
10	02-09-2019	08-09-2019	31-08-2020	06-09-2020	30-08-2021	05-09-2021
11	09-09-2019	15-09-2019	07-09-2020	13-09-2020	06-09-2021	12-09-2021
12	16-09-2019	22-09-2019	14-09-2020	20-09-2020	13-09-2021	19-09-2021
13	23-09-2019	29-09-2019	21-09-2020	27-09-2020	20-09-2021	26-09-2021
14	30-09-2019	06-10-2019	28-09-2020	04-10-2020	27-09-2021	03-10-2021
15	07-10-2019	13-10-2019	05-10-2020	11-10-2020	04-10-2021	10-10-2021
16	14-10-2019	20-10-2019	12-10-2020	18-10-2020	11-10-2021	17-10-2021
17	21-10-2019	27-10-2019	19-10-2020	25-10-2020	18-10-2021	24-10-2021
18	28-10-2019	03-11-2019	26-10-2020	01-11-2020	25-10-2021	31-10-2021
19	04-11-2019	10-11-2019	02-11-2020	08-11-2020	01-11-2021	07-11-2021
20	11-11-2019	17-11-2019	09-11-2020	15-11-2020	08-11-2021	14-11-2021
21	18-11-2019	24-11-2019	16-11-2020	22-11-2020	15-11-2021	21-11-2021
22	25-11-2019	01-12-2019	23-11-2020	29-11-2020	22-11-2021	28-11-2021
23	02-12-2019	08-12-2019	30-11-2020	06-12-2020	29-11-2021	05-12-2021
24	09-12-2019	15-12-2019	07-12-2020	13-12-2020	06-12-2021	12-12-2021
25	16-12-2019	22-12-2019	14-12-2020	20-12-2020	13-12-2021	19-12-2021
26	23-12-2019	29-12-2019	21-12-2020	27-12-2020	20-12-2021	26-12-2021
27	30-12-2019	05-01-2020	28-12-2020	03-01-2021	27-12-2021	02-01-2022
28	06-01-2020	12-01-2020	04-01-2021	10-01-2021	03-01-2022	09-01-2022
29	13-01-2020	19-01-2020	11-01-2021	17-01-2021	10-01-2022	16-01-2022
30	20-01-2020	26-01-2020	18-01-2021	24-01-2021	17-01-2022	23-01-2022
31	27-01-2020	02-02-2020	25-01-2021	31-01-2021	24-01-2022	30-01-2022
32	03-02-2020	09-02-2020	01-02-2021	07-02-2021	31-01-2022	06-02-2022
33	10-02-2020	16-02-2020	08-02-2021	14-02-2021	07-02-2022	13-02-2022
34	17-02-2020	23-02-2020	15-02-2021	21-02-2021	14-02-2022	20-02-2022
35	24-02-2020	01-03-2020	22-02-2021	28-02-2021	21-02-2022	27-02-2022
36	02-03-2020	08-03-2020	01-03-2021	07-03-2021	28-02-2022	06-03-2022
37	09-03-2020	15-03-2020	08-03-2021	14-03-2021	07-03-2022	13-03-2022
38	16-03-2020	22-03-2020	15-03-2021	21-03-2021	14-03-2022	20-03-2022
39	23-03-2020	29-03-2020	22-03-2021	28-03-2021	21-03-2022	27-03-2022
40	30-03-2020	05-04-2020	29-03-2021	04-04-2021	28-03-2022	03-04-2022
41	06-04-2020	12-04-2020	05-04-2021	11-04-2021	04-04-2022	10-04-2022
42	13-04-2020	19-04-2020	12-04-2021	18-04-2021	11-04-2022	17-04-2022
43	20-04-2020	26-04-2020	19-04-2021	25-04-2021	18-04-2022	24-04-2022
44	27-04-2020	03-05-2020	26-04-2021	02-05-2021	25-04-2022	01-05-2022
45	04-05-2020	10-05-2020	03-05-2021	09-05-2021	02-05-2022	08-05-2022
46	11-05-2020	17-05-2020	10-05-2021	16-05-2021	09-05-2022	15-05-2022
47	18-05-2020	24-05-2020	17-05-2021	23-05-2021	16-05-2022	22-05-2022
48	25-05-2020	31-05-2020	24-05-2021	30-05-2021	23-05-2022	29-05-2022
49	01-06-2020	07-06-2020	31-05-2021	06-06-2021	30-05-2022	05-06-2022
50	08-06-2020	14-06-2020	07-06-2021	13-06-2021	06-06-2022	12-06-2022
51	15-06-2020	21-06-2020	14-06-2021	20-06-2021	13-06-2022	19-06-2022
52	22-06-2020	28-06-2020	21-06-2021	27-06-2021	20-06-2022	26-06-2022
53	29-06-2020	30-06-2020	28-06-2021	30-06-2021	27-06-2022	30-06-2022