

### Trade monitoring through customs surveillance data

The TAXUD surveillance system ("customs surveillance") records and centralizes all trade data (import and exports) directly from the national customs authorities on a daily basis. For each transaction, the stored data contain the information available on the Single Administrative Document (SAD), including the volume and origin of the consignment.

As surveillance system does not include intra-trade data, the UK data as EU partner can't be displayed before 1/1/2021. The data as of 1/1/2021 is therefore not comparable with the data until 31/12/2020.

According to Art.55(2) of Commission Implementing Regulation (EU) 2015/2447, the customs authorities shall provide the Commission at least once a week with data on customs declarations for the goods that have been made subject to surveillance at release for free circulation or at export.

The "customs surveillance" data provide actual and prompt information about the trade (import/export) transaction in terms of volume and origin or destination. The European Commission aims to improve data quality and provide as recent and accurate information as possible. However, Surveillance data are created on the basis of declarations that may be modified, corrected or deleted. Additionally, the legal basis (Regulation (EU) 2015/2447) allows that on specific occasions declaration data may be forwarded with a delay. Therefore, it cannot be guaranteed that information provided is free of errors or that it will not be amended. The European Commission accepts no responsibility with regard to such problems incurred as a result of using these data.

\* The United Kingdom is no longer a Member State of the European Union, however until the end of the transition period it was still a part of the EU Customs Union. Due to the absence of intra-trade data in the surveillance system, the totals of the EU trade data therefore also include the UK data until 31/12/2020. The data as of 1/1/2021 is therefore not comparable with the data until 31/12/2020.

*Note: Since 6th November 2016 the export and import licenses are no longer required for the major part of the trade in cereals in application of Regulations (EU) 2016/1237 and 2016/1239 of 18 May 2016.*

### Publication of data

This report is published on a weekly basis. In case of a technical issue or another constraint causing delay of the publication, please note that the next upload will be done in the coming days at 12h or 16h.

The data are expressed in quantity of the product itself, unless otherwise stated  
Below the specifications of the products included in the report

Product	CN code	Conversion factor grain equivalent
Common wheat	1001 99 00	
Common wheat flour (grain equiv.)	1101 00 15	1.37
Durum wheat	1001 19 00	
Durum wheat meal (grain equiv.)	1103 11 10	1.5
Barley	1003 90 00	
Malt (Barley equiv.)	1107 10 91, 1107 10 99	1.27
Maize	1005 90 00	
Rye	1002 90 00	
Oats	1004 90 00	
Sorghum	1007 90 00	
Residues of starch manufacture	2303 10 19	
Maize gluten feed	2309 90 20	
Brewing and distilling dregs and waste	2303 30 00	
Citrus pulp residues	2308 00 40 TARIC_ex 10	

- XI refers to Northern Ireland
- data on malt expressed in barley equivalent are included;
- data on wheat flour and durum wheat meal are expressed only in grain equivalent
- the weekly reference period is from Monday to Sunday

## Exports and imports

Situation at 22/02/2022

## Cumul of weeks 1 to 34

<i>Customs Surveillance</i> (tonnes)	EU*		EU + UK		EU + UK	
	01/07/2021 - 20/02/2022		01/07/2020 - 21/02/2021		01/07/2019 - 23/02/2020	
	Export	Import	Export	Import	Export	Import
Common wheat	17 677 649	1 696 787	17 254 942	1 552 149	20 340 927	1 504 342
Common wheat flour (grain equivalent)	338 801	152 843	282 067	39 985	372 727	17 126
Durum wheat	592 631	987 356	180 964	1 948 506	557 868	1 342 266
Durum wheat meal (grain equivalent)	149 166	1 463	154 815	1 435	154 725	848
<b>Total Wheat</b>	<b>18 758 248</b>	<b>2 838 449</b>	<b>17 872 788</b>	<b>3 542 075</b>	<b>21 426 247</b>	<b>2 864 582</b>
Barley	5 172 175	589 714	5 037 466	189 587	4 836 880	518 024
Malt (grain equivalent)	1 870 475	17 397	1 980 207	5 396	1 791 257	12 785
Maize	3 672 152	10 551 880	1 626 269	10 786 809	3 372 441	14 347 763
Rye	135 643	191 916	137 644	387	190 035	3 240
Oats	82 414	42 655	66 881	4 190	129 202	1 746
Sorghum	8 326	14 086	2 885	10 799	1 027	38 649
<b>Total Coarse grains</b>	<b>10 941 185</b>	<b>11 407 649</b>	<b>8 851 352</b>	<b>10 997 168</b>	<b>10 320 841</b>	<b>14 922 207</b>
<b>General Total</b>	<b>29 699 433</b>	<b>14 246 097</b>	<b>26 724 139</b>	<b>14 539 242</b>	<b>31 747 088</b>	<b>17 786 789</b>

\* The United Kingdom is no longer a Member State of the European Union, however until the end of the transition period it was still a part of the EU Customs Union. Due to the absence of intra-trade data in the surveillance system, the totals of the EU trade data therefore also include the UK data until 31/12/2020. The data as of 1/1/2021 is therefore not comparable with the data until 31/12/2020.

Import (tonnes)	Common wheat	Common wheat flour (grain equivalent)	Durum wheat	Durum wheat meal (grain equivalent)	Barley	Malt (grain equivalent)	Maize	Rye	Oats	Sorghum
BE	6 334	951	89 592	154	117 172	262	328 435		14 335	2 533
BG	236	119		1	27		7 157		198	575
CZ	43	17		7	20	338	462			66
DK	3 587	50	1	2	7	228	2 396		40	6
DE	2 845	1 647	12	250	10 502	950	26 219	2 693	10 618	795
EE		3				615	1 279			
IE	51 658	97 890	5	28	75 536	888	676 033	4 266	5	32
EL	289 828	437		17	11 614	3 422	168 981		140	878
ES	324 192	384	111 006	186	109 346	2 200	4 352 568	103 082	3 145	2 265
FR	174	8 928	28	306	2	1 556	3 659		17	12
HR	29 393	5 219		2	10 401	18	15 818	499		
IT	579 774	990	752 483	127	9 917	764	967 175		399	1 020
CY	17 684	75		3	44		78 556		13	
LV	89	18	28 821	2		49	50 539	32 546		
LT	1 510					90	33 844	12 333		
LU										
HU		41	65			40	196 722		286	313
MT	9 752	153					38		15	1
NL	94 011	6 273	2 937	284	102 449	661	2 013 682	44	11 107	255
AT	8 009	72		6		6	108 261		22	
PL	2 048	549	1 780	5	5	46	33 235	35 197	1 681	5 042
PT	36 994	489			102 285		1 125 320			162
RO	22 353	3 261		4	5 879	2 246	44 193	201	23	92
SI	214 689	615	604	1	2 132	206	220 463	1 053		
SK		43			477	1 347				
FI	100	123				74				
SE	10	937	21	59	9 560	1 282	1 292	2	195	2
XI	1 474	23 558	1	18	22 338	110	95 551		415	36
<b>EU*</b>	<b>1 696 787</b>	<b>152 843</b>	<b>987 356</b>	<b>1 463</b>	<b>589 714</b>	<b>17 397</b>	<b>10 551 880</b>	<b>191 916</b>	<b>42 655</b>	<b>14 086</b>

\* The United Kingdom is no longer a Member State of the European Union, however until the end of the transition period it was still a part of the EU Customs Union. Due to the absence of intra-trade data in the surveillance system, the totals of the EU trade data therefore also include the UK data until 31/12/2020. The data as of 1/1/2021 is therefore not comparable with the data until 31/12/2020.

Top 5 import origins\* - (update of 21 févr 2022)

Common wheat				
Origin	MY 2021/22		MY 2020/21	
	tonnes	share	tonnes	share
Russia	354 245	20.9%	241 469	15.6%
Ukraine	321 267	18.9%	576 800	37.2%
Serbia	254 465	15.0%	83 104	5.4%
United Kingdom	221 531	13.1%	2 335	0.2%
Moldova	157 981	9.3%	11 394	0.7%

Common wheat flour (grain equivalent)				
Origin	MY 2021/22		MY 2020/21	
	tonnes	share	tonnes	share
United Kingdom	131 647	86.1%	21 631	54.1%
Serbia	5 570	3.6%	2 164	5.4%
Mauritius	4 986	3.3%	5 197	13.0%
India	3 280	2.1%	6 280	15.7%
Moldova	3 263	2.1%	1 385	3.5%

Durum wheat				
Origin	MY 2021/22		MY 2020/21	
	tonnes	share	tonnes	share
Canada	536 892	54.4%	1 447 110	74.3%
Australia	186 495	18.9%	41	0.0%
United States of America	78 314	7.9%	354 006	18.2%
Russia	70 459	7.1%	53 898	2.8%

Durum wheat meal (grain equivalent)				
Origin	MY 2021/22		MY 2020/21	
	tonnes	share	tonnes	share
Morocco	295	20.2%	585	40.7%
Turkey	285	19.5%	324	22.6%
India	240	16.4%	247	17.2%
United Kingdom	193	13.2%	25	1.7%
Lebanon	104	7.1%	113	7.9%

Barley				
Origin	MY 2021/22		MY 2020/21	
	tonnes	share	tonnes	share
United Kingdom	502 420	85.2%	113 554	59.9%
Ukraine	53 331	9.0%	36 881	19.5%
Serbia	15 602	2.6%	16 103	8.5%

Malt (grain equivalent)				
Origin	MY 2021/22		MY 2020/21	
	tonnes	share	tonnes	share
United Kingdom	10 292	59.2%	740	13.7%
Serbia	5 608	32.2%	4 150	76.9%
Ukraine	1 257	7.2%	-----	-----

Maize				
Origin	MY 2021/22		MY 2020/21	
	tonnes	share	tonnes	share
Ukraine	5 491 441	52.0%	4 005 413	37.1%
Brazil	3 288 118	31.2%	4 494 717	41.7%
Canada	590 209	5.6%	652 239	6.0%
Serbia	538 103	5.1%	1 100 170	10.2%
Moldova	244 076	2.3%	32 405	0.3%

Rye				
Origin	MY 2021/22		MY 2020/21	
	tonnes	share	tonnes	share
Ukraine	114 648	59.7%	6	1.5%
Russia	65 673	34.2%	-----	-----

Oats				
Origin	MY 2021/22		MY 2020/21	
	tonnes	share	tonnes	share
United Kingdom	39 510	92.6%	2 193	52.4%
Ukraine	2 837.2	6.7%	1 718	41.0%

Sorghum				
Origin	MY 2021/22		MY 2020/21	
	tonnes	share	tonnes	share
Ukraine	5 357	38.0%	7 801	72.2%
Russia	5 135	36.5%	1 569	14.5%
Sudan	1 930	13.7%	722	6.7%

\* The United Kingdom is no longer a Member State of the European Union, however until the end of the transition period it was still a part of the EU Customs Union. Due to the absence of intra-trade data in the surveillance system, the totals of the EU trade data therefore also include the UK data until 31/12/2020. The data as of 1/1/2021 is therefore not comparable with the data until 31/12/2020.

Week 1 to 34 from 01/07/2021 to 20/02/2022

Summary

Export (tonnes)	Common wheat	Common wheat flour (grain equivalent)	Durum wheat	Durum wheat meal (grain equivalent)	Barley	Malt (grain equivalent)	Maize	Rye	Oats	Sorghum
BE	957	9 362	18 043	1 558	483	635 602	52		29	1
BG	1 661 289	186			124 669	45	337 968			546
CZ	2 008	277			1 930	22 160	1	47	4 346	
DK	56 491	1 505	7 202	3	69 291	80 558	100	1	8	
DE	2 271 425	20 361	501	920	714 635	329 864	19 374	127 767	9 540	9
EE	272 915	257	51 216		62 234	755	159			
IE	1	37			3	1 094				
EL	473	9 937	137 515	1 763	59	3 546	4 878	152		
ES	44	2 558	122 320	46 528	5 554	27 244	34 576	6	11 359	
FR	5 147 239	46 448	31 091	50 630	2 362 170	351 014	294 265	26	7 427	6 649
HR	62 111	10 923			3 580	24 536	4 252		1 657	
IT	1 336	93 450	190 980	42 075	76	45	2 106		326	
CY	1									
LV	1 069 072	15 876		482	88 214	231	13 404	1 225	172	
LT	1 120 181	5 817		23	139 948	12 212	8	70	498	
LU										
HU	125 229	3 582	258	2 330	8 402	533	19 532	806	609	1 029
MT										
NL	181	69 160	26 235	80	7	191 788	8 554	19	268	68
AT	45 305	5 095	6 979	2 587	2 142	4 199	574	781	2 118	
PL	929 125	17 037	6	55	5 247	69 965	149 193	2 120	2 200	24
PT		17 033		6	43	13 309	1 369		3	
RO	4 800 349	2 448		86	1 582 032		2 781 552		449	
SI	5 036	5 346		38		17	39			
SK	7 043	15			1 355	53				
FI		1 301			1	18 109		262	4 166	
SE	99 839	789	286	1	100	83 597	195	2 361	37 236	
XI										
<b>EU*</b>	<b>17 677 649</b>	<b>338 801</b>	<b>592 631</b>	<b>149 166</b>	<b>5 172 175</b>	<b>1 870 475</b>	<b>3 672 152</b>	<b>135 643</b>	<b>82 414</b>	<b>8 326</b>

\* The United Kingdom is no longer a Member State of the European Union, however until the end of the transition period it was still a part of the EU Customs Union. Due to the absence of intra-trade data in the surveillance system, the totals of the EU trade data therefore also include the UK data until 31/12/2020. The data as of 1/1/2021 is therefore not comparable with the data until 31/12/2020.

Top 5 export destinations\* - (update of 21 févr 2022)

Common wheat				
Destination	MY 2021/22		MY 2020/21	
	tonnes	share	tonnes	share
Algeria	2 760 229	15.6%	3 639 611	21.1%
China	1 682 960	9.5%	1 630 810	9.5%
Egypt	1 641 000	9.3%	382 120	2.2%
Nigeria	1 396 469	7.9%	1 495 186	8.7%
Korea (Republic of)	824 332	4.7%	-----	-----

Common wheat flour (grain equivalent)				
Destination	MY 2021/22		MY 2020/21	
	tonnes	share	tonnes	share
United Kingdom	63 675	18.8%	8 251	2.9%
United States of America	25 129	7.4%	22 949	8.1%
Thailand	17 350	5.1%	18 948	6.7%
Guinea-Bissau	15 604	4.6%	19 445	6.9%
Sierra Leone	13 740	4.1%	16 562	5.9%

Durum wheat				
Destination	MY 2021/22		MY 2020/21	
	tonnes	share	tonnes	share
Tunisia	201 494	34.0%	31 406	17.4%
Algeria	121 806	20.6%	19 321	10.7%
Turkey	64 799	10.9%	23 899	13.2%
Nigeria	49 947	8.4%	-----	-----

Durum wheat meal (grain equivalent)				
Destination	MY 2021/22		MY 2020/21	
	tonnes	share	tonnes	share
Ivory Coast	54 956	36.8%	40 798	26.4%
Saudi Arabia	20 455	13.7%	34 157	22.1%
Mali	16 772	11.2%	18 309	11.8%
United Kingdom	14 332	9.6%	2 733	1.8%
Senegal	7 217	4.8%	14 743	9.5%

Barley				
Destination	MY 2021/22		MY 2020/21	
	tonnes	share	tonnes	share
China	2 088 146	40.4%	1 893 184	37.6%
Saudi Arabia	505 635	9.8%	1 150 168	22.8%
Turkey	477 272	9.2%	114 880	2.3%
Jordan	412 132	8.0%	129 464	2.6%
Algeria	306 440	5.9%	362 855	7.2%

Malt (grain equivalent)				
Destination	MY 2021/22		MY 2020/21	
	tonnes	share	tonnes	share
Brazil	185 850	9.9%	318 053	16.1%
Nigeria	131 037	7.0%	141 115	7.1%
Japan	117 846	6.3%	102 704	5.2%
Mexico	96 861	5.2%	57 550	2.9%
Cameroon	78 358	4.2%	59 791	3.0%

Maize				
Destination	MY 2021/22		MY 2020/21	
	tonnes	share	tonnes	share
Iran (Islamic Republic of)	971 640	26.5%	195 546	12.0%
Egypt	690 355	18.8%	60 145	3.7%
United Kingdom	393 194	10.7%	83 427	5.1%
Korea (Republic of)	360 576	9.8%	156 430	9.6%
Turkey	333 590	9.1%	170 560	10.5%

Rye				
Destination	MY 2021/22		MY 2020/21	
	tonnes	share	tonnes	share
United States of America	121 001	89.2%	99 002	71.9%
Japan	6 493	4.8%	16 060	11.7%
Norway	4 154	3.1%	5 384	3.9%

Oats				
Destination	MY 2021/22		MY 2020/21	
	tonnes	share	tonnes	share
United States of America	35 644	43.2%	5 335	8.0%
Switzerland	27 601	33.5%	32 382	48.4%
Algeria	11 177	13.6%	14 726	22.0%
Norway	3 784	4.6%	5 968	8.9%
Bosnia and Herzegovina	1 332	1.6%	1 617	2.4%

Sorghum				
Destination	MY 2021/22		MY 2020/21	
	tonnes	share	tonnes	share
United Kingdom	6 961.6	83.6%	2 058	71.4%
Serbia	1 029	12.4%	270	9.4%
Jordan	249.8	3.0%	380	13.2%

\* The United Kingdom is no longer a Member State of the European Union, however until the end of the transition period it was still a part of the EU Customs Union. Due to the absence of intra-trade data in the surveillance system, the totals of the EU trade data therefore also include the UK data until 31/12/2020. The data as of 1/1/2021 is therefore not comparable with the data until 31/12/2020.

Week 1 to 34 from 01/07/2021 to 20/02/2022

Résumé / Summary

Import (tonnes)	Residues of starch manufacture CN 2303 10 19	Maize gluten feed CN 2309 90 20	Brewing and distilling dregs and waste CN 23033000	Citrus pulp residues CN 2308 00 40 TARIC_ext 10	Total
BE		282	4	2 986	3 272
BG		2	2 476		2 478
CZ			420	3 527	3 947
DK	2 254		2 713	15 459	20 426
DE	39	4	1 906	21 347	23 296
EE			109		109
IE	106	194 527	367 770	1	562 404
EL		35	475		510
ES		2	138 101		138 103
FR		2	410	5 636	6 048
HR			193		193
IT			1 621	1 800	3 421
CY					
LV			2 197		2 197
LT			6 598		6 598
LU					
HU			877		877
MT					
NL	1 237	40		36 728	38 005
AT					
PL		7	5 797	2 449	8 253
PT		6 948	36 878		43 826
RO			867		867
SI					
SK			371		371
FI		12	2 034		2 046
SE		24			24
XI		33 022	40 102		73 124
<b>EU*</b>	<b>3 636</b>	<b>234 907</b>	<b>611 920</b>	<b>89 934</b>	<b>940 397</b>

\* The United Kingdom is no longer a Member State of the European Union, however until the end of the transition period it was still a part of the EU Customs Union. Due to the absence of intra-trade data in the surveillance system, the totals of the EU trade data therefore also include the UK data until 31/12/2020. The data as of 1/1/2021 is therefore not comparable with the data until 31/12/2020.





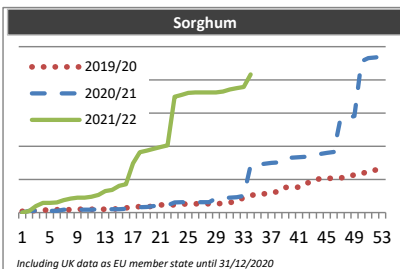




Week 1 to 34 from 01/07/2021 to 20/02/2022

(tonnes)

Sorghum			
week	2019/20	2020/21	2021/22
1	75	0	0
2	100	99	85
3	124	99	392
4	150	99	584
5	152	100	587
6	173	101	611
7	173	177	743
8	173	177	847
9	194	177	902
10	197	177	902
11	197	177	960
12	197	202	1 070
13	199	204	1 292
14	199	204	1 366
15	244	204	1 610
16	285	228	1 706
17	309	258	2 961
18	360	329	3 636
19	360	331	3 736
20	361	388	3 840
21	456	388	3 948
22	456	439	4 048
23	458	613	6 985
24	503	624	7 085
25	529	624	7 214
26	529	624	7 241
27	529	624	7 241
28	530	624	7 243
29	530	851	7 243
30	556	880	7 297
31	608	903	7 419
32	654	931	7 503
33	907	1 014	7 569
34	1 027	2 885	8 326
35	1 127	2 886	
36	1 127	2 939	
37	1 247	2 997	
38	1 247	3 023	
39	1 511	3 314	
40	1 536	3 314	
41	1 536	3 340	
42	1 796	3 368	
43	1 820	3 500	
44	2 059	3 536	
45	2 059	3 597	
46	2 063	3 653	
47	2 088	5 678	
48	2 137	5 706	
49	2 281	5 811	
50	2 306	9 121	
51	2 524	9 306	
52	2 562	9 357	
53	2 562	9 405	





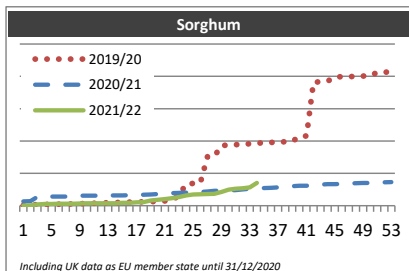


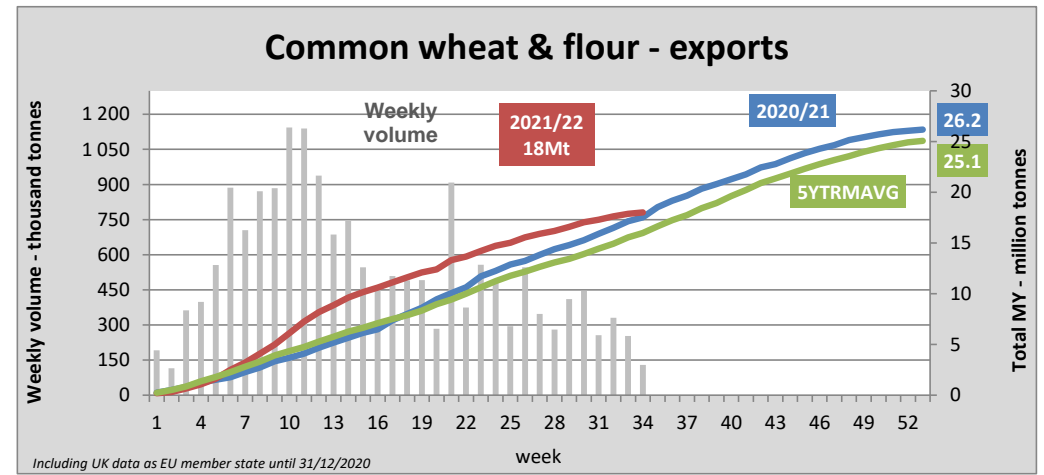
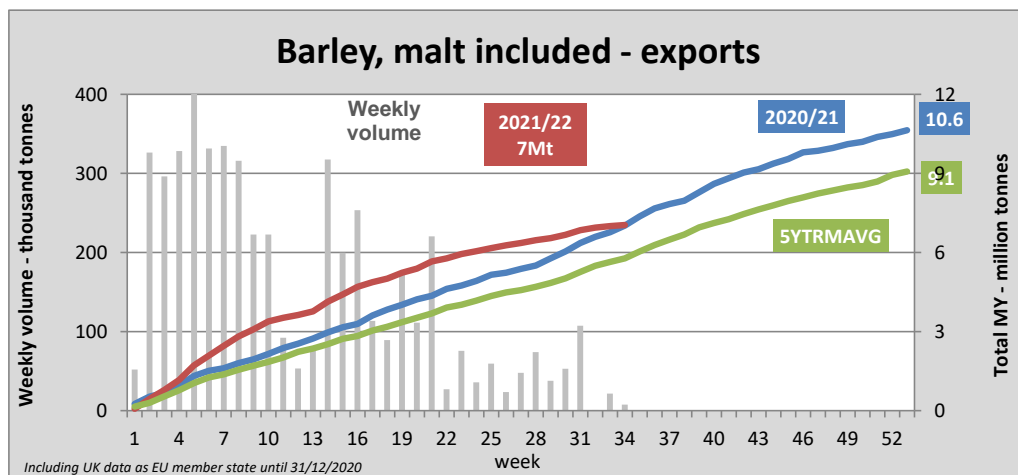
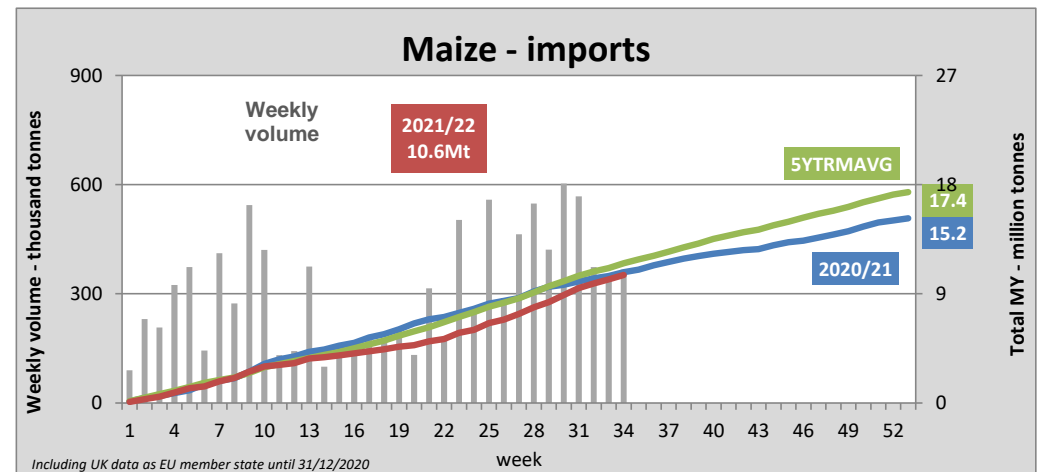
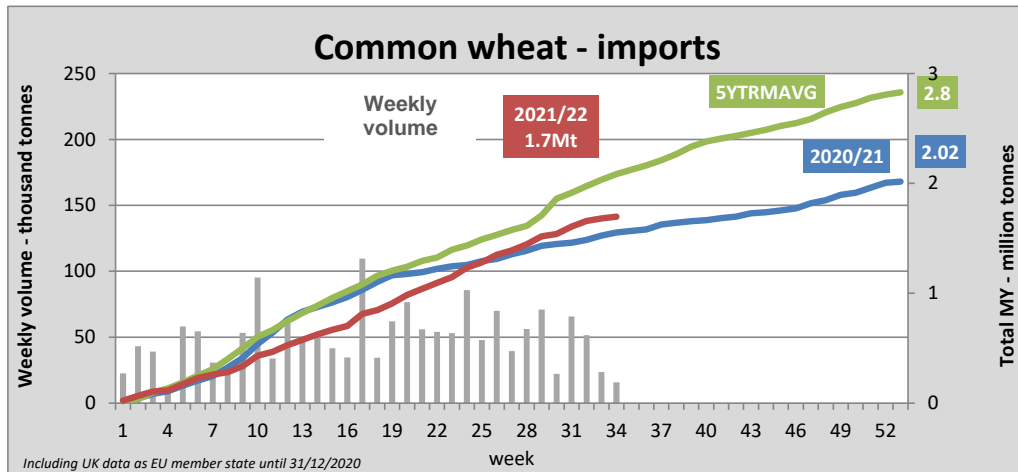


Week 1 to 34 from 01/07/2021 to 20/02/2022

(tonnes)

Sorghum			
week	2019/20	2020/21	2021/22
1	206	2 653	86
2	472	2 727	218
3	583	5 479	820
4	789	5 531	1 044
5	852	5 627	1 126
6	945	5 695	1 188
7	1 052	5 697	1 210
8	1 137	5 721	1 235
9	1 244	6 172	1 361
10	1 354	6 174	1 447
11	1 510	6 243	1 497
12	1 780	6 269	1 498
13	1 850	6 364	1 545
14	1 892	6 387	1 560
15	2 109	6 409	1 723
16	2 262	6 539	1 766
17	2 352	6 629	2 035
18	2 379	6 835	2 213
19	2 473	6 966	3 274
20	2 675	7 168	3 671
21	2 941	7 623	4 117
22	3 203	7 789	4 606
23	6 533	7 926	5 421
24	13 531	8 125	6 310
25	13 828	8 282	6 862
26	13 918	8 461	7 061
27	30 270	8 818	7 198
28	30 485	9 200	7 418
29	37 223	9 365	8 476
30	37 489	9 526	9 907
31	37 775	9 658	10 555
32	38 117	10 077	10 819
33	38 317	10 505	11 304
34	38 649	10 799	14 086
35	38 802	10 903	
36	39 086	11 083	
37	39 327	11 333	
38	39 598	11 618	
39	39 732	12 022	
40	42 902	12 297	
41	43 112	12 411	
42	76 240	12 799	
43	76 819	13 110	
44	77 061	13 327	
45	79 554	13 403	
46	79 736	13 528	
47	79 761	13 750	
48	80 094	13 864	
49	80 226	13 985	
50	80 385	14 117	
51	82 471	14 337	
52	82 566	14 535	
53	82 653	14 602	







## Calendar of Marketing Year weeks

Week	2019/20		2020/21		2021/22	
	Start	End	Start	End	Start	End
1	01-07-2019	07-07-2019	01-07-2020	05-07-2020	01-07-2021	04-07-2021
2	08-07-2019	14-07-2019	06-07-2020	12-07-2020	05-07-2021	11-07-2021
3	15-07-2019	21-07-2019	13-07-2020	19-07-2020	12-07-2021	18-07-2021
4	22-07-2019	28-07-2019	20-07-2020	26-07-2020	19-07-2021	25-07-2021
5	29-07-2019	04-08-2019	27-07-2020	02-08-2020	26-07-2021	01-08-2021
6	05-08-2019	11-08-2019	03-08-2020	09-08-2020	02-08-2021	08-08-2021
7	12-08-2019	18-08-2019	10-08-2020	16-08-2020	09-08-2021	15-08-2021
8	19-08-2019	25-08-2019	17-08-2020	23-08-2020	16-08-2021	22-08-2021
9	26-08-2019	01-09-2019	24-08-2020	30-08-2020	23-08-2021	29-08-2021
10	02-09-2019	08-09-2019	31-08-2020	06-09-2020	30-08-2021	05-09-2021
11	09-09-2019	15-09-2019	07-09-2020	13-09-2020	06-09-2021	12-09-2021
12	16-09-2019	22-09-2019	14-09-2020	20-09-2020	13-09-2021	19-09-2021
13	23-09-2019	29-09-2019	21-09-2020	27-09-2020	20-09-2021	26-09-2021
14	30-09-2019	06-10-2019	28-09-2020	04-10-2020	27-09-2021	03-10-2021
15	07-10-2019	13-10-2019	05-10-2020	11-10-2020	04-10-2021	10-10-2021
16	14-10-2019	20-10-2019	12-10-2020	18-10-2020	11-10-2021	17-10-2021
17	21-10-2019	27-10-2019	19-10-2020	25-10-2020	18-10-2021	24-10-2021
18	28-10-2019	03-11-2019	26-10-2020	01-11-2020	25-10-2021	31-10-2021
19	04-11-2019	10-11-2019	02-11-2020	08-11-2020	01-11-2021	07-11-2021
20	11-11-2019	17-11-2019	09-11-2020	15-11-2020	08-11-2021	14-11-2021
21	18-11-2019	24-11-2019	16-11-2020	22-11-2020	15-11-2021	21-11-2021
22	25-11-2019	01-12-2019	23-11-2020	29-11-2020	22-11-2021	28-11-2021
23	02-12-2019	08-12-2019	30-11-2020	06-12-2020	29-11-2021	05-12-2021
24	09-12-2019	15-12-2019	07-12-2020	13-12-2020	06-12-2021	12-12-2021
25	16-12-2019	22-12-2019	14-12-2020	20-12-2020	13-12-2021	19-12-2021
26	23-12-2019	29-12-2019	21-12-2020	27-12-2020	20-12-2021	26-12-2021
27	30-12-2019	05-01-2020	28-12-2020	03-01-2021	27-12-2021	02-01-2022
28	06-01-2020	12-01-2020	04-01-2021	10-01-2021	03-01-2022	09-01-2022
29	13-01-2020	19-01-2020	11-01-2021	17-01-2021	10-01-2022	16-01-2022
30	20-01-2020	26-01-2020	18-01-2021	24-01-2021	17-01-2022	23-01-2022
31	27-01-2020	02-02-2020	25-01-2021	31-01-2021	24-01-2022	30-01-2022
32	03-02-2020	09-02-2020	01-02-2021	07-02-2021	31-01-2022	06-02-2022
33	10-02-2020	16-02-2020	08-02-2021	14-02-2021	07-02-2022	13-02-2022
34	17-02-2020	23-02-2020	15-02-2021	21-02-2021	14-02-2022	20-02-2022
35	24-02-2020	01-03-2020	22-02-2021	28-02-2021	21-02-2022	27-02-2022
36	02-03-2020	08-03-2020	01-03-2021	07-03-2021	28-02-2022	06-03-2022
37	09-03-2020	15-03-2020	08-03-2021	14-03-2021	07-03-2022	13-03-2022
38	16-03-2020	22-03-2020	15-03-2021	21-03-2021	14-03-2022	20-03-2022
39	23-03-2020	29-03-2020	22-03-2021	28-03-2021	21-03-2022	27-03-2022
40	30-03-2020	05-04-2020	29-03-2021	04-04-2021	28-03-2022	03-04-2022
41	06-04-2020	12-04-2020	05-04-2021	11-04-2021	04-04-2022	10-04-2022
42	13-04-2020	19-04-2020	12-04-2021	18-04-2021	11-04-2022	17-04-2022
43	20-04-2020	26-04-2020	19-04-2021	25-04-2021	18-04-2022	24-04-2022
44	27-04-2020	03-05-2020	26-04-2021	02-05-2021	25-04-2022	01-05-2022
45	04-05-2020	10-05-2020	03-05-2021	09-05-2021	02-05-2022	08-05-2022
46	11-05-2020	17-05-2020	10-05-2021	16-05-2021	09-05-2022	15-05-2022
47	18-05-2020	24-05-2020	17-05-2021	23-05-2021	16-05-2022	22-05-2022
48	25-05-2020	31-05-2020	24-05-2021	30-05-2021	23-05-2022	29-05-2022
49	01-06-2020	07-06-2020	31-05-2021	06-06-2021	30-05-2022	05-06-2022
50	08-06-2020	14-06-2020	07-06-2021	13-06-2021	06-06-2022	12-06-2022
51	15-06-2020	21-06-2020	14-06-2021	20-06-2021	13-06-2022	19-06-2022
52	22-06-2020	28-06-2020	21-06-2021	27-06-2021	20-06-2022	26-06-2022
53	29-06-2020	30-06-2020	28-06-2021	30-06-2021	27-06-2022	30-06-2022