

Trade monitoring through customs surveillance data

The TAXUD surveillance system ("customs surveillance") records and centralizes all trade data (import and exports) directly from the national customs authorities on a daily basis. For each transaction, the stored data contain the information available on the Single Administrative Document (SAD), including the volume and origin of the consignment.

As surveillance system does not include intra-trade data, the UK data as EU partner can't be displayed before 1/1/2021. The data as of 1/1/2021 is therefore not comparable with the data until 31/12/2020.

According to Art.55(2) of Commission Implementing Regulation (EU) 2015/2447, the customs authorities shall provide the Commission at least once a week with data on customs declarations for the goods that have been made subject to surveillance at release for free circulation or at export.

The "customs surveillance" data provide actual and prompt information about the trade (import/export) transaction in terms of volume and origin or destination. The European Commission aims to improve data quality and provide as recent and accurate information as possible. However, Surveillance data are created on the basis of declarations that may be modified, corrected or deleted. Additionally, the legal basis (Regulation (EU) 2015/2447) allows that on specific occasions declaration data may be forwarded with a delay. Therefore, it cannot be guaranteed that information provided is free of errors or that it will not be amended. The European Commission accepts no responsibility with regard to such problems incurred as a result of using these data.

* The United Kingdom is no longer a Member State of the European Union, however until the end of the transition period it was still a part of the EU Customs Union. Due to the absence of intra-trade data in the surveillance system, the totals of the EU trade data therefore also include the UK data until 31/12/2020. The data as of 1/1/2021 is therefore not comparable with the data until 31/12/2020.

Publication of data

This report is published on a weekly basis. In case of a technical issue or another constraint causing delay of the publication, please note that the next upload will be done in the coming days at 12h or 16h.

The data are expressed in quantity of the product itself, unless otherwise stated.
Below the specifications of the products included in the report.

Product	CN code
Soyabeans	1201 10 00; 1201 90 00
Rapeseed	1205 10 10; 1205 10 90; 1205 90 00
Sunflowerseed	1206 00 10; 1206 00 91; 1206 00 99
Soyameal	2304 00 00
Rapeseed meal	2306 41 00; 2306 49 00
Sunflowerseed meal	2306 30 00
Soyaoil	1507 10 10; 1507 10 90; 1507 90 10; 1507 90 90
Rapeseed oil	1514 11 10; 1514 11 90; 1514 19 10; 1514 19 90; 1514 91 10; 1514 91 90; 1514 99 10; 1514 99 90
Sunflowerseed oil	1512 11 10; 1512 11 91; 1512 11 99; 1512 19 10; 1512 19 90
Palm oil	1511 10 10; 1511 10 90; 1511 90 11; 15119019; 15119091; 15119099

- XI refers to Northern Ireland
- the weekly reference period is from Monday to Sunday

Cumul of week 1 to 37

	EU*		EU + UK		EU + UK	
	01/07/2021 - 13/03/2022		01/07/2020 - 14/03/2021		01/07/2019 - 15/03/2020	
	Export	Import	Export	Import	Export	Import
(tonnes)						
Soyabeans	228 824	9 517 830	152 854	10 405 077	172 245	10 039 587
Rapeseed	402 590	3 667 445	79 647	4 836 258	15 129	4 625 305
Sunflowerseed	216 396	355 986	437 069	727 605	296 261	785 624
Total seeds	847 810	13 541 260	669 570	15 968 941	483 635	15 450 516
Soyameal	597 574	11 592 718	399 581	12 343 385	336 248	12 725 561
Rapeseed meal	534 774	410 053	418 119	289 407	312 554	251 849
Sunflowerseed meal	436 752	1 575 295	359 033	1 851 284	357 384	2 134 051
Total meals	1 569 100	13 578 066	1 176 733	14 484 076	1 006 186	15 111 462
Soyaoil	709 532	387 907	532 811	350 533	429 161	350 407
Rapeseed oil	214 644	438 784	380 915	178 974	125 653	224 978
Sunflowerseed oil	417 925	1 427 137	396 203	1 299 469	359 526	1 605 404
Palm oil	130 289	3 518 528	70 406	3 951 026	88 622	4 024 784
Total oils	1 472 389	5 772 356	1 380 336	5 780 001	1 002 962	6 205 573
General Total	3 889 299	32 891 683	3 226 638	36 233 018	2 492 783	36 767 550

* The United Kingdom is no longer a Member State of the European Union, however until the end of the transition period it was still a part of the EU Customs Union. Due to the absence of intra-trade data in the surveillance system, the totals of the EU trade data therefore also include the UK data until 31/12/2020. The data as of 1/1/2021 is therefore not comparable with the data until 31/12/2020.

Week 1 to 37 from 01/07/2021 to 13/03/2022

Summary

Import (tonnes)	Soyabeans	Rapeseed	Sunflower- seed	Soyameal	Rapeseed meal	Sunflower- seed meal	Soyaoil	Rapeseed oil	Sunflower- seed oil	Palm oil
BE	219 864	982 615	869	60 005		40 273	212	12 544	1 320	141 582
BG	395	28 984	104 441	4 046		7 793	16 072	10 469	25 583	615
CZ	687	13 566	4 064	673		187	723	647	5 795	59
DK	1 146	11	1 255	705 673	3 905	109 170	35 387	28 190	794	42 240
DE	1 630 874	795 680	15 271	759 671	16 417	109 127	3 581	6 643	1 626	182 571
EE			6 472	1 535	1 229	3 114	166	2 682	3 445	
IE	16 722	41	553	439 888	17 982	9 530	586	2 064	1 949	1 665
EL	148 385		2 262	339 559	3 188	14 994	5 547	168	6 018	74 648
ES	2 300 454		30 161	1 824 755	57 628	113 722	132 692	716	376 605	908 350
FR	302 348	782 699	5 455	1 463 557	81 345	272 007	3 352	432	125 667	64 667
HR	554	908	904	2 128	400	1 260	1 117	2 398	29 662	6 035
IT	1 439 178		2 853	1 008 782	15 125	202 244	65	10 725	252 733	997 050
CY			65	74 910			1 038	599	3 263	52
LV		50	636	10 528	22 765	40 563	226	45 700	5 022	12
LT	712		1 396	22 572	52 872	17 677	5 490	61 473	20 265	
LU			9							
HU	20 926	8 351	17 555	242			1 316		3 872	634
MT							149	10	1 122	261
NL	2 645 680	833 446	12 560	1 794 584	8 262	330 873	18 510	132 713	390 304	1 042 076
AT	3 103	1 531	5 593	311		720	201	2 578	17 157	2
PL	28 400	85 565	11 604	1 846 094	32 594	203 848	135 408	99 753	90 729	174
PT	622 961	69 217	3 791	39 021				7	13 759	5 723
RO	119 492	54 515	126 420	384 116	46		897	1	15 498	6 110
SI	2 942	115	442	598 841	7 445	70 164	3 243	4 591	22 017	
SK	566	14	222					445	7 211	
FI	3 887			34 543	69 265	5 171	1 778	155	6	8
SE	7 506	10 135	634	118 448	17 398	16 498	18 634	9 534	1 780	43 483
XI	1 049		502	58 238	2 187	6 361	1 519	3 549	3 936	511
EU*	9 517 830	3 667 445	355 986	11 592 718	410 053	1 575 295	387 907	438 784	1 427 137	3 518 528

* The United Kingdom is no longer a Member State of the European Union, however until the end of the transition period it was still a part of the EU Customs Union. Due to the absence of intra-trade data in the surveillance system, the totals of the EU trade data therefore also include the UK data until 31/12/2020. The data as of 1/1/2021 is therefore not comparable with the data until 31/12/2020.

Top 5 import origins* - Marketing Year 2021/22 (update of 13/03/2022)

Soyabeans		
Origin	tonnes	share
Brazil	4 232 892	44.5%
United States of America	3 760 906	39.5%
Canada	1 093 494	11.5%
Ukraine	315 319	3.3%
Togo	31 485	0.3%

Rapeseed		
Origin	tonnes	share
Ukraine	1 619 938	44.2%
Australia	1 246 317	34.0%
Canada	538 057	14.7%
Moldova	79 771	2.2%
Serbia	67 761	1.8%

Sunflowerseed		
Origin	tonnes	share
Moldova	226 571	63.6%
Turkey	27 691	7.8%
China	26 799	7.5%
Serbia	19 177	5.4%
Ukraine	17 580	4.9%

Soyameal		
Origin	tonnes	share
Brazil	5 259 086	45.4%
Argentina	4 655 182	40.2%
Paraguay	472 322	4.1%
United States of America	316 787	2.7%
India	234 605	2.0%

Rapeseed meal		
Origin	tonnes	share
Russia	154 237	37.6%
Ukraine	138 157	33.7%
United Kingdom	68 736	16.8%
Belarus	40 856	10.0%

Sunflowerseed meal		
Origin	tonnes	share
Ukraine	607 119	38.5%
Russia	576 889	36.6%
Argentina	328 211	20.8%
Serbia	43 373	2.8%
Bosnia and Herzegovina	12 382	0.8%

Sunflowerseed oil		
Origin	tonnes	share
Ukraine	1 220 704	85.5%
Moldova	93 875	6.6%
Serbia	68 988	4.8%
Bosnia and Herzegovina	10 538	0.7%
United Kingdom	9 996	0.7%

Rapeseed oil		
Origin	tonnes	share
Ukraine	125 774	28.7%
Russia	116 559	26.6%
Belarus	81 889	18.7%
United Kingdom	50 140	11.4%
United Arab Emirates	41 127	9.4%

Soyaoil		
Origin	tonnes	share
Ukraine	135 637	35.0%
Argentina	109 164	28.1%
Norway	50 817	13.1%
Serbia	35 782	9.2%
Russia	27 056	7.0%

Palm oil		
Origin	tonnes	share
Indonesia	1 528 287	43.4%
Malaysia	778 519	22.1%
Guatemala	409 943	11.7%
Honduras	259 296	7.4%
Papua New Guinea	223 580	6.4%

* The United Kingdom is no longer a Member State of the European Union, however until the end of the transition period it was still a part of the EU Customs Union. Due to the absence of intra-trade data in the surveillance system, the totals of the EU trade data therefore also include the UK data until 31/12/2020. The data as of 1/1/2021 is therefore not comparable with the data until 31/12/2020.

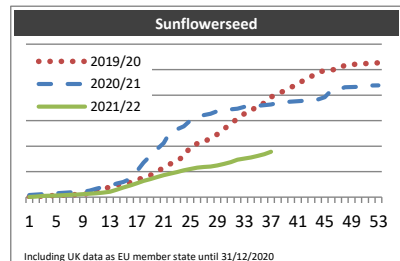
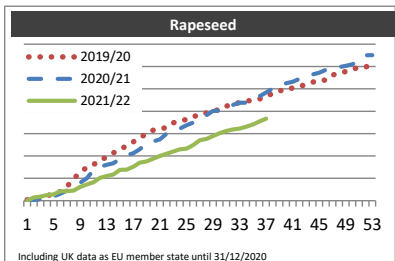
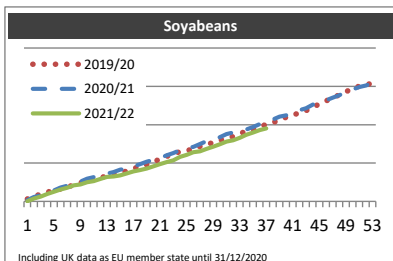
Week 1 to 37 from 01/07/2021 to 13/03/2022

(tonnes)

Soyabeans			
week	2019/20	2020/21	2021/22
1	310023	163413	14050
2	659 958	555 679	355 843
3	945 349	809 177	611 675
4	1 206 069	1 030 274	965 478
5	1 459 821	1 426 359	1 265 838
6	1 599 344	1 791 837	1 542 018
7	1 918 824	2 034 261	1 770 012
8	2 080 718	2 232 628	2 103 588
9	2 430 768	2 589 473	2 217 711
10	2 674 638	2 966 515	2 484 974
11	2 942 766	3 154 630	2 646 698
12	3 069 834	3 416 837	2 917 602
13	3 320 577	3 617 651	3 176 564
14	3 400 305	3 818 988	3 232 581
15	3 684 034	4 143 949	3 384 241
16	3 975 223	4 255 378	3 645 207
17	4 282 801	4 582 823	3 918 022
18	4 542 592	4 857 846	4 085 489
19	4 797 713	5 165 400	4 287 090
20	5 189 273	5 410 281	4 580 886
21	5 493 024	5 635 100	4 848 799
22	5 837 209	6 015 529	5 113 023
23	6 294 102	6 289 050	5 345 031
24	6 439 558	6 663 971	5 803 523
25	6 658 597	6 974 149	6 076 127
26	6 783 844	7 112 801	6 417 307
27	7 153 195	7 484 344	6 543 547
28	7 439 728	7 863 955	6 837 925
29	7 658 418	8 091 846	7 121 635
30	7 983 799	8 365 878	7 464 614
31	8 168 745	8 787 113	7 792 670
32	8 471 219	8 981 118	7 977 395
33	8 849 052	9 190 004	8 293 001
34	9 127 667	9 392 775	8 684 897
35	9 378 265	9 691 017	8 969 370
36	9 699 943	10 071 149	9 292 811
37	10 039 587	10 405 077	9 517 830
38	10 260 376	10 690 157	
39	10 609 179	11 038 055	
40	10 964 545	11 236 411	
41	11 270 664	11 581 417	
42	11 522 310	11 901 186	
43	11 816 886	12 147 417	
44	12 285 278	12 613 903	
45	12 699 528	12 969 061	
46	13 101 564	13 180 662	
47	13 556 222	13 518 823	
48	13 862 947	13 846 889	
49	14 302 368	14 291 805	
50	14 712 851	14 582 533	
51	15 013 397	14 899 697	
52	15 251 772	15 109 318	
53	15 363 646	15 424 478	

Rapeseed			
week	2019/20	2020/21	2021/22
1	37747	2303	1890
2	65 811	30 315	147 372
3	99 835	87 701	185 167
4	229 803	117 612	252 202
5	282 612	191 335	286 826
6	407 773	310 167	418 125
7	633 499	447 212	435 611
8	985 410	634 354	451 018
9	1 255 929	809 917	617 849
10	1 499 678	1 005 715	732 158
11	1 604 669	1 368 635	830 570
12	1 841 860	1 519 996	1 025 881
13	1 928 508	1 608 779	1 101 082
14	2 136 766	1 675 495	1 176 659
15	2 274 558	1 870 591	1 382 702
16	2 466 434	2 045 747	1 387 625
17	2 632 200	2 116 047	1 519 801
18	2 781 770	2 302 683	1 707 635
19	3 030 217	2 575 115	1 756 465
20	3 161 679	2 653 439	1 883 681
21	3 210 265	2 741 156	1 997 658
22	3 279 623	3 000 518	2 104 104
23	3 482 110	3 101 934	2 201 798
24	3 568 769	3 226 133	2 299 722
25	3 633 476	3 375 065	2 328 545
26	3 775 469	3 495 914	2 481 515
27	3 798 068	3 654 993	2 706 106
28	3 926 802	3 816 857	2 757 541
29	3 959 863	4 020 847	2 889 445
30	4 113 758	4 021 706	3 022 498
31	4 234 166	4 086 795	3 115 145
32	4 271 908	4 278 493	3 182 682
33	4 400 563	4 385 639	3 225 437
34	4 468 819	4 386 353	3 300 334
35	4 469 503	4 450 697	3 403 095
36	4 553 737	4 666 156	3 537 149
37	4 625 305	4 836 258	3 667 445
38	4 818 533	5 011 358	
39	4 928 847	5 126 993	
40	4 929 337	5 253 716	
41	5 055 893	5 316 458	
42	5 125 991	5 445 875	
43	5 177 918	5 515 224	
44	5 299 408	5 644 871	
45	5 390 588	5 725 852	
46	5 393 212	5 855 454	
47	5 611 744	5 910 269	
48	5 713 407	5 968 406	
49	5 775 457	6 034 738	
50	5 856 811	6 098 157	
51	5 989 247	6 249 596	
52	5 989 491	6 508 651	
53	6 009 330	6 508 775	

Sunflowerseed			
week	2019/20	2020/21	2021/22
1	3528	16761	1412
2	6 041	19 897	4 148
3	7 883	23 107	10 133
4	11 071	27 803	11 964
5	13 808	31 016	13 822
6	16 190	34 177	15 466
7	17 824	37 766	17 767
8	19 907	39 963	19 848
9	22 700	42 104	23 113
10	28 546	50 780	26 198
11	49 237	67 467	29 493
12	61 513	78 060	34 978
13	80 498	88 232	41 743
14	94 303	107 383	58 149
15	107 384	118 575	75 172
16	115 935	143 817	91 714
17	137 734	201 932	108 934
18	150 504	272 010	126 522
19	170 287	323 928	141 503
20	200 706	374 526	156 579
21	231 753	424 028	172 352
22	260 328	513 431	184 509
23	286 195	533 627	196 352
24	319 118	554 478	211 110
25	394 721	601 323	220 509
26	419 524	621 950	231 130
27	429 372	643 023	235 951
28	467 347	653 515	240 493
29	493 675	675 330	248 135
30	534 495	681 005	260 507
31	576 932	689 028	275 356
32	616 164	694 016	293 672
33	651 580	707 479	302 068
34	672 001	711 184	311 797
35	722 603	716 717	322 294
36	736 756	720 903	336 459
37	785 624	727 605	355 986
38	808 103	738 091	
39	835 176	746 185	
40	863 911	749 580	
41	881 232	753 289	
42	926 181	756 451	
43	947 194	760 965	
44	977 468	766 958	
45	993 849	784 670	
46	998 495	837 101	
47	1 003 066	840 648	
48	1 034 700	861 598	
49	1 039 901	863 564	
50	1 043 801	866 075	
51	1 047 661	871 040	
52	1 051 590	875 304	
53	1 053 602	876 697	



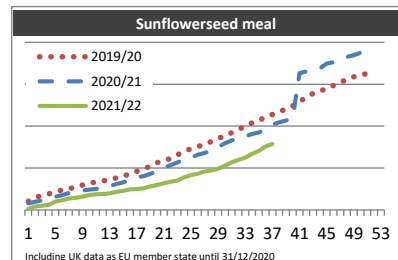
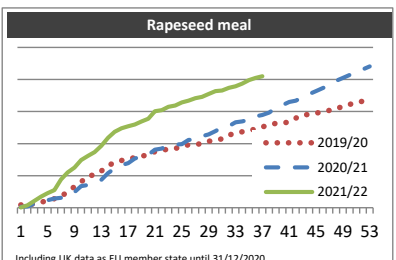
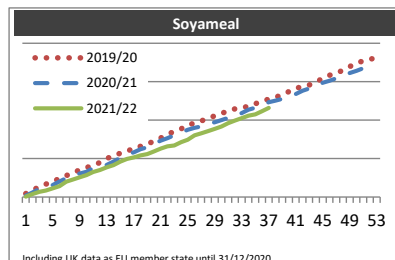
Week 1 to 37 from 01/07/2021 to 13/03/2022

(tonnes)

Soyameal				
week	2019/20	2020/21	2021/22	
1	447846	179510	52604	
2	838 845	576 192	390 984	
3	1 351 130	1 037 063	669 965	
4	1 684 189	1 292 127	854 907	
5	2 002 232	1 571 296	1 135 410	
6	2 435 313	2 012 516	1 432 248	
7	2 803 690	2 448 836	1 984 315	
8	3 049 882	2 810 433	2 286 422	
9	3 584 915	3 063 572	2 579 780	
10	3 819 750	3 277 846	2 866 270	
11	4 119 548	3 774 628	3 262 666	
12	4 489 207	4 021 207	3 524 612	
13	5 001 354	4 168 888	3 873 562	
14	5 368 977	4 605 061	4 153 060	
15	5 691 468	5 100 524	4 611 860	
16	5 899 897	5 531 856	4 952 299	
17	6 404 997	5 819 215	5 163 284	
18	6 598 786	6 204 174	5 407 969	
19	6 902 592	6 469 839	5 592 180	
20	7 255 491	6 947 594	5 921 555	
21	7 674 392	7 326 283	6 314 440	
22	8 158 273	7 658 005	6 582 064	
23	8 513 855	8 013 975	6 715 139	
24	8 857 268	8 411 736	7 125 980	
25	9 417 800	8 753 876	7 464 796	
26	9 565 492	8 991 053	8 028 675	
27	9 895 261	9 174 789	8 290 010	
28	10 240 003	9 527 028	8 580 205	
29	10 567 807	9 732 586	8 865 735	
30	10 889 206	10 007 934	9 169 801	
31	11 149 912	10 284 783	9 597 482	
32	11 465 341	10 492 484	9 939 855	
33	11 586 258	10 936 336	10 258 759	
34	11 820 746	11 366 704	10 585 927	
35	12 130 972	11 624 650	10 753 870	
36	12 448 547	11 926 024	11 146 913	
37	12 725 561	12 343 385	11 592 718	
38	12 965 321	12 527 220		
39	13 305 472	12 767 402		
40	13 714 153	13 063 853		
41	14 186 368	13 385 683		
42	14 330 391	13 831 726		
43	14 571 744	14 131 372		
44	14 910 831	14 328 077		
45	15 461 435	14 867 566		
46	15 841 377	15 116 116		
47	16 105 509	15 435 522		
48	16 504 784	15 696 480		
49	16 960 600	16 115 294		
50	17 423 783	16 419 110		
51	17 698 710	16 761 479		
52	17 935 239	16 974 466		
53	18 085 336	17 269 722		

Rapeseed meal				
week	2019/20	2020/21	2021/22	
1	8809	2517	787	
2	8 988	4 198	7 298	
3	12 171	12 303	21 470	
4	17 247	15 713	34 669	
5	22 264	23 499	45 556	
6	28 374	28 772	55 018	
7	33 463	31 119	88 211	
8	51 416	33 891	109 839	
9	65 495	48 922	125 415	
10	80 547	67 123	148 670	
11	99 319	71 166	161 501	
12	102 563	79 202	173 273	
13	114 515	86 934	192 764	
14	130 718	108 011	218 581	
15	141 476	122 229	236 993	
16	147 646	133 128	248 164	
17	152 441	138 726	254 303	
18	156 097	153 843	259 363	
19	161 152	160 494	269 031	
20	164 849	165 189	277 230	
21	174 664	181 101	300 838	
22	180 414	184 631	304 058	
23	182 002	195 504	314 451	
24	184 661	196 660	319 016	
25	191 679	198 505	328 631	
26	196 014	211 655	333 751	
27	197 797	212 980	341 669	
28	199 410	222 791	345 413	
29	206 956	228 456	354 802	
30	211 020	238 662	363 577	
31	214 862	250 529	365 598	
32	227 309	254 702	373 792	
33	231 428	266 354	378 982	
34	236 858	269 362	386 777	
35	241 011	274 855	397 736	
36	244 903	285 308	404 743	
37	251 849	289 407	410 053	
38	258 161	296 634		
39	263 237	310 256		
40	264 321	320 241		
41	267 373	329 839		
42	279 749	334 274		
43	289 961	344 713		
44	290 759	354 887		
45	294 986	363 564		
46	299 881	373 616		
47	303 665	381 741		
48	311 282	396 079		
49	314 151	404 659		
50	321 997	414 231		
51	326 847	425 820		
52	332 638	431 873		
53	333 201	440 814		

Sunflowerseed meal				
week	2019/20	2020/21	2021/22	
1	63280	35885	26171	
2	138 678	94 071	83 178	
3	205 783	157 119	97 824	
4	289 328	195 625	120 209	
5	347 171	227 778	197 895	
6	383 784	269 888	232 802	
7	423 921	313 975	272 385	
8	478 707	351 413	287 402	
9	507 084	405 908	315 251	
10	547 535	440 182	359 329	
11	596 511	462 890	372 512	
12	641 178	484 228	380 598	
13	662 601	500 761	396 054	
14	697 210	548 793	431 300	
15	723 278	564 030	458 806	
16	765 359	620 328	488 702	
17	804 475	658 886	500 461	
18	864 733	712 979	515 380	
19	919 967	778 803	562 181	
20	978 020	804 815	594 742	
21	1 045 033	864 744	636 918	
22	1 127 407	923 726	676 429	
23	1 180 564	1 013 539	702 035	
24	1 229 300	1 068 096	778 719	
25	1 312 298	1 131 590	832 314	
26	1 407 890	1 205 810	865 814	
27	1 459 246	1 249 601	915 662	
28	1 513 869	1 314 916	944 986	
29	1 564 617	1 361 293	984 373	
30	1 635 839	1 416 868	1 055 193	
31	1 712 545	1 502 772	1 135 738	
32	1 763 303	1 589 189	1 193 713	
33	1 845 200	1 659 070	1 247 156	
34	1 915 985	1 714 453	1 340 279	
35	2 003 837	1 753 907	1 412 565	
36	2 076 984	1 813 705	1 518 237	
37	2 134 051	1 851 284	1 575 295	
38	2 218 191	1 926 666		
39	2 275 592	2 037 970		
40	2 341 476	2 093 381		
41	2 413 028	2 135 227		
42	2 484 027	2 192 311		
43	2 597 276	3 267 042		
44	2 670 900	3 304 006		
45	2 782 796	3 344 553		
46	2 847 492	3 376 191		
47	2 884 017	3 493 042		
48	2 972 159	3 527 907		
49	3 043 941	3 590 489		
50	3 116 769	3 651 942		
51	3 179 278	3 695 055		
52	3 229 235	3 750 324		
53	3 249 606	3 784 272		



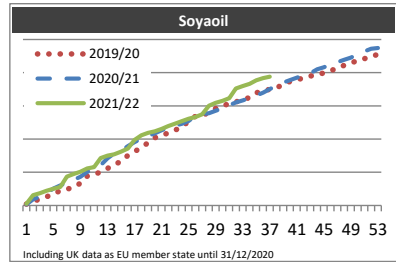
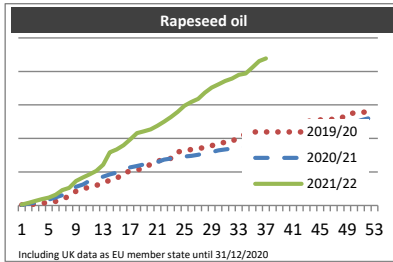
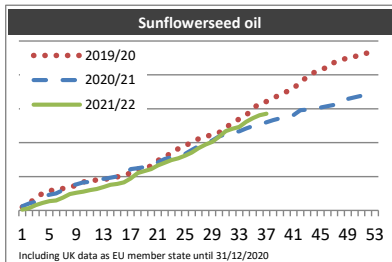
Week 1 to 37 from 01/07/2021 to 13/03/2022

(tonnes)

Sunflowerseed oil			
week	2019/20	2020/21	2021/22
1	48389	61274	11291
2	106 735	99 767	32 967
3	178 300	127 510	78 208
4	255 070	206 284	112 493
5	287 556	233 077	136 542
6	312 808	250 043	147 301
7	321 209	300 503	188 457
8	343 352	369 020	239 874
9	370 416	384 067	261 248
10	420 463	412 657	277 977
11	432 432	419 245	299 639
12	448 407	432 728	315 001
13	454 881	467 867	344 482
14	472 463	483 678	377 643
15	494 846	502 637	389 881
16	516 041	525 811	412 638
17	554 109	608 046	474 264
18	610 524	622 687	551 238
19	640 288	639 838	581 005
20	652 239	688 166	610 286
21	741 098	711 439	665 156
22	768 624	758 539	703 824
23	866 706	780 977	743 800
24	910 013	806 081	768 061
25	949 635	833 276	807 082
26	1 013 402	893 670	854 673
27	1 056 412	949 863	919 683
28	1 083 278	987 543	970 324
29	1 123 548	1 031 431	1 011 839
30	1 146 406	1 091 449	1 085 589
31	1 220 805	1 123 209	1 170 516
32	1 294 958	1 154 652	1 205 703
33	1 349 119	1 167 291	1 232 345
34	1 404 079	1 208 885	1 306 045
35	1 501 587	1 246 186	1 361 771
36	1 580 182	1 263 920	1 406 019
37	1 605 404	1 299 469	1 427 137
38	1 657 058	1 332 272	
39	1 710 733	1 360 743	
40	1 752 397	1 385 471	
41	1 795 446	1 408 569	
42	1 905 328	1 481 435	
43	1 960 761	1 486 011	
44	2 035 550	1 500 884	
45	2 083 918	1 518 370	
46	2 109 639	1 537 023	
47	2 184 207	1 558 202	
48	2 218 726	1 577 000	
49	2 252 010	1 647 705	
50	2 269 990	1 670 171	
51	2 307 362	1 692 477	
52	2 323 351	1 710 891	
53	2 336 644	1 719 602	

Rapeseed oil			
week	2019/20	2020/21	2021/22
1	1712	1175	2667
2	2 815	5 573	7 700
3	3 928	8 591	13 876
4	6 523	10 444	18 675
5	9 599	17 557	23 764
6	12 589	24 336	32 200
7	19 294	30 856	46 183
8	27 316	48 618	52 520
9	42 334	55 911	73 219
10	49 283	62 685	83 172
11	55 079	73 567	92 408
12	59 497	78 739	103 002
13	68 341	86 113	121 391
14	74 845	92 598	158 673
15	80 516	98 040	167 341
16	97 591	109 291	179 642
17	102 350	114 035	197 733
18	106 372	117 987	215 683
19	109 618	122 604	221 272
20	123 779	125 079	227 443
21	132 867	129 502	237 480
22	135 764	136 800	250 058
23	140 973	139 955	264 019
24	160 048	143 541	279 264
25	162 335	146 233	297 421
26	166 975	148 025	308 783
27	170 236	151 098	318 279
28	172 314	156 195	336 541
29	178 270	159 136	351 415
30	185 664	164 771	361 853
31	188 504	167 364	371 312
32	190 263	169 696	378 493
33	206 809	171 975	389 674
34	212 045	174 879	394 156
35	217 297	176 070	411 761
36	220 235	177 737	431 107
37	224 978	178 974	438 784
38	240 234	188 794	
39	243 632	193 732	
40	245 436	196 827	
41	246 954	202 561	
42	249 078	207 412	
43	250 715	213 346	
44	253 270	217 211	
45	255 334	219 404	
46	256 190	222 654	
47	257 635	230 059	
48	258 916	238 333	
49	273 409	242 293	
50	275 641	247 102	
51	277 240	254 349	
52	279 732	259 258	
53	280 694	263 171	

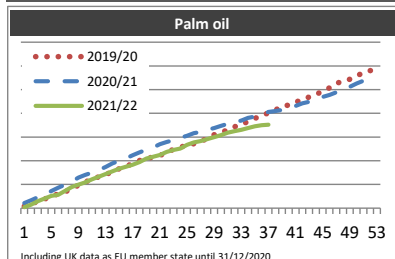
Soyaoil			
week	2019/20	2020/21	2021/22
1	4147	3142	4919
2	12 459	18 365	31 146
3	18 818	26 725	36 802
4	26 165	37 959	44 402
5	33 813	51 088	50 151
6	44 973	60 397	55 601
7	49 335	68 736	86 705
8	55 237	77 396	94 793
9	67 074	86 162	101 407
10	88 377	101 124	111 789
11	94 491	112 405	115 806
12	100 418	121 536	143 102
13	111 825	142 066	150 100
14	123 678	156 883	154 284
15	132 512	164 181	162 144
16	150 608	178 523	171 366
17	161 915	190 536	197 479
18	174 576	201 258	211 071
19	188 613	209 001	218 441
20	203 978	217 547	223 090
21	211 750	226 999	230 533
22	217 945	234 614	239 276
23	227 332	240 806	246 767
24	235 173	245 739	253 765
25	254 468	254 908	261 379
26	268 366	270 369	266 812
27	270 534	274 960	274 270
28	280 249	278 005	300 587
29	291 834	285 198	308 954
30	301 061	292 416	315 288
31	305 845	301 869	323 443
32	312 291	310 205	352 249
33	316 546	316 623	359 969
34	325 613	323 639	366 475
35	339 634	331 028	376 712
36	343 030	339 930	383 683
37	350 407	350 533	387 907
38	356 041	361 078	
39	363 207	370 198	
40	373 374	377 879	
41	378 408	384 773	
42	384 175	392 544	
43	389 845	398 418	
44	394 791	410 020	
45	399 201	416 352	
46	406 241	425 077	
47	412 815	431 559	
48	422 156	438 958	
49	429 789	445 655	
50	436 008	455 602	
51	442 479	464 179	
52	448 932	472 361	
53	455 101	474 406	



Week 1 to 37 from 01/07/2021 to 13/03/2022

(tonnes)

Palm oil			
week	2019/20	2020/21	2021/22
1	80388	89490	39914
2	169 348	214 613	143 662
3	297 777	335 253	297 792
4	382 301	465 888	411 214
5	518 719	567 372	515 593
6	594 984	723 520	566 682
7	673 511	865 803	722 027
8	839 452	985 514	890 775
9	966 277	1 126 309	996 482
10	1 099 699	1 293 478	1 088 893
11	1 231 987	1 405 815	1 217 384
12	1 318 001	1 499 626	1 327 716
13	1 435 882	1 606 954	1 438 638
14	1 515 825	1 737 741	1 551 407
15	1 660 826	1 891 987	1 664 615
16	1 761 141	1 997 148	1 749 880
17	1 890 041	2 101 959	1 828 414
18	2 005 284	2 230 820	1 945 712
19	2 104 605	2 352 967	2 093 917
20	2 150 778	2 466 587	2 171 205
21	2 224 184	2 555 917	2 242 147
22	2 342 893	2 698 317	2 373 914
23	2 486 093	2 787 257	2 452 306
24	2 564 773	2 866 567	2 508 617
25	2 659 956	2 966 205	2 674 914
26	2 715 865	3 050 176	2 777 430
27	2 800 950	3 165 896	2 831 112
28	2 953 893	3 210 614	2 914 001
29	3 101 804	3 301 596	2 992 970
30	3 198 323	3 377 427	3 080 623
31	3 295 120	3 474 290	3 181 245
32	3 431 320	3 553 425	3 251 644
33	3 514 932	3 620 068	3 303 363
34	3 659 478	3 698 774	3 379 631
35	3 785 493	3 802 239	3 449 098
36	3 887 675	3 861 704	3 502 655
37	4 024 784	3 951 026	3 518 528
38	4 136 260	4 056 969	
39	4 300 145	4 094 277	
40	4 345 712	4 145 351	
41	4 476 901	4 219 180	
42	4 556 526	4 314 230	
43	4 695 315	4 420 955	
44	4 787 813	4 488 492	
45	4 944 777	4 597 535	
46	5 076 116	4 687 752	
47	5 266 053	4 774 075	
48	5 343 386	4 891 756	
49	5 432 930	5 022 543	
50	5 576 683	5 122 069	
51	5 719 577	5 259 983	
52	5 795 873	5 373 013	
53	5 836 989	5 439 651	



Week 1 to 37 from 01/07/2021 to 13/03/2022

Summary

Export (tonnes)	Soyabeans	Rapeseed	Sunflower- seed	Soyameal	Rapeseed meal	Sunflower- seed meal	Soyaoil	Rapeseed oil	Sunflower- seed oil	Palm oil
BE	7 142	23	201	7 196	19 084		4 541	28 697	20 560	1 426
BG	1	12	75 927		7 132	180 535		8	72 567	344
CZ		1	35			1	10	154	967	
DK	101	117	210	1 197	9 856	33	551	29 672	43	14 161
DE	1 878	10 355	1 844	105 682	149 147	38 358	47 703	48 404	10 794	20 680
EE		19 151	2				503	11 990	810	
IE	16	21 094					3			8
EL			55	41 098	466	3 016	1 373	1 936	1 803	2 819
ES	6 764	32 440	4 687	34 112	3 085	5 385	293 351	7 934	75 365	7 395
FR	6 822	74 271	15 680	1 126	26 779	16 813	13 708	21 009	85 479	50
HR	100 762	2 115	9 118	975	352	203	1	645	4 940	465
IT	2 677	20	225	25 819	553	1 587	74 708	2 419	10 093	4 544
CY									31	
LV	3 300	91 893	5	2 469	30 714			2 088	9	
LT	1	134 903	236	68 402	27 863			56	22	2
LU	1									
HU	4 936	244	2 506	4 446	1 154	5 117	215	860	19 915	37
MT										45
NL	273	11 271	1 961	225 730	11 756	35 868	218 932	33 957	42 554	66 004
AT	1 758	767	8 174	11 674	4 980	2 170	384	3 275	4 262	67
PL	3 403	2 286	876	4 045	6 119	1	273	5 820	1 846	110
PT	508		9	25 319	150	13 556	52 631	620	4 675	80
RO	88 477	1 517	91 693	38 185	168 947	134 109		660	59 526	12
SI		1	2	100				1 428	54	8
SK										
FI		5	3		31 600		14	223	4	
SE	3	104	2 945		35 037		629	12 790	1 604	12 031
XI										
EU*	228 824	402 590	216 396	597 574	534 774	436 752	709 532	214 644	417 925	130 289

* The United Kingdom is no longer a Member State of the European Union, however until the end of the transition period it was still a part of the EU Customs Union. Due to the absence of intra-trade data in the surveillance system, the totals of the EU trade data therefore also include the UK data until 31/12/2020. The data as of 1/1/2021 is therefore not comparable with the data until 31/12/2020.

Top 5 export destinations* - Marketing Year 2021/22 (update of 13/03/2022)

Soyabeans		
Destination	tonnes	share
Russia	89 445	39.1%
Serbia	55 772	24.4%
Norway	33 721	14.7%
Turkey	14 835	6.5%
Bosnia and Herzegovina	10 685	4.7%

Rapeseed		
Destination	tonnes	share
United Kingdom	384 985	95.6%
Russia	4 213	1.0%
Switzerland	3 218	0.8%
Bosnia and Herzegovina	3 164	0.8%
	2 976	0.7%

Sunflowerseed		
Destination	tonnes	share
Turkey	88 712	41.0%
United Kingdom	26 053	12.0%
China	21 156	9.8%
United States of America	17 467	8.1%
Bosnia and Herzegovina	14 100	6.5%

Soyameal		
Destination	tonnes	share
United Kingdom	236 601	39.6%
Switzerland	101 965	17.1%
Uzbekistan	55 666	9.3%
Turkey	40 825	6.8%
North Macedonia	27 600	4.6%

Rapeseed meal		
Destination	tonnes	share
Switzerland	142 539	26.7%
Norway	134 345	25.1%
Israel	121 245	22.7%

Sunflowerseed meal		
Destination	tonnes	share
China	138 044	31.6%
United Kingdom	78 480	18.0%
Turkey	46 473	10.6%
Israel	46 227	10.6%
Morocco	45 116	10.3%

Sunflowerseed oil		
Destination	tonnes	share
United Kingdom	120 301	28.8%
South Africa	73 125	17.5%
United States of America	46 636	11.2%
Morocco	18 138	4.3%
Switzerland	15 884	3.8%

Rapeseed oil		
Destination	tonnes	share
Norway	65 047	30.3%
Israel	45 801	21.3%
China	34 775	16.2%
United Kingdom	31 325	14.6%
Switzerland	9 750	4.5%

Soyaoil		
Destination	tonnes	share
Morocco	233 040	32.8%
United Kingdom	164 695	23.2%
Algeria	146 325	20.6%
South Africa	29 046	4.1%
India	24 438	3.4%

Palm oil		
Destination	tonnes	share
United Kingdom	68 845	52.8%
Russia	14 924	11.5%
Uruguay	8 882	6.8%
Switzerland	6 333	4.9%
Gibraltar	6 000	4.6%

* The United Kingdom is no longer a Member State of the European Union, however until the end of the transition period it was still a part of the EU Customs Union. Due to the absence of intra-trade data in the surveillance system, the totals of the EU trade data therefore also include the UK data until 31/12/2020. The data as of 1/1/2021 is therefore not comparable with the data until 31/12/2020.

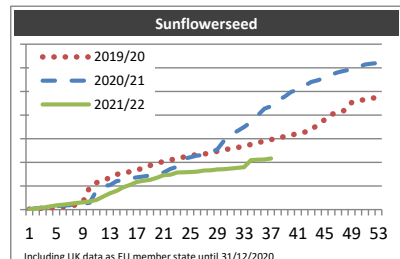
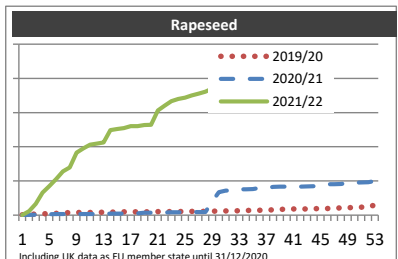
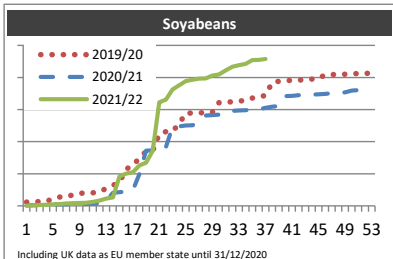
Week 1 to 37 from 01/07/2021 to 13/03/2022

(tonnes)

Soyabeans			
week	2019/20	2020/21	2021/22
1	5 842	730	171
2	6 554	1 194	831
3	6 665	1 430	1 370
4	6 786	1 671	1 869
5	11 525	2 067	2 455
6	13 880	2 353	2 762
7	13 997	2 567	3 720
8	17 058	2 884	4 116
9	19 528	3 011	4 513
10	19 875	3 117	4 785
11	20 355	3 321	6 067
12	22 139	3 925	8 373
13	27 193	7 269	11 353
14	31 870	20 230	13 241
15	36 878	21 185	45 990
16	57 558	22 221	50 167
17	62 598	23 959	52 320
18	74 512	49 652	62 999
19	84 604	85 883	67 155
20	85 246	86 365	85 674
21	112 132	90 801	161 270
22	115 725	91 468	165 446
23	116 342	123 174	181 468
24	128 104	123 952	187 913
25	144 495	125 381	194 359
26	144 544	125 680	196 521
27	144 853	128 876	198 045
28	145 256	140 791	198 438
29	145 509	141 409	202 944
30	160 783	141 962	204 838
31	161 645	142 850	210 893
32	162 211	147 799	216 917
33	163 064	148 523	218 998
34	164 579	149 112	221 065
35	168 048	149 836	227 019
36	168 913	150 521	227 331
37	172 245	152 854	228 824
38	192 223	154 445	
39	194 039	155 586	
40	194 803	171 134	
41	195 610	171 498	
42	195 878	172 283	
43	196 929	172 885	
44	197 422	173 329	
45	198 072	173 852	
46	204 214	174 536	
47	204 463	175 488	
48	204 925	176 061	
49	205 209	176 684	
50	205 595	179 481	
51	206 107	180 163	
52	206 410	180 667	
53	206 515	180 850	

Rapeseed			
week	2019/20	2020/21	2021/22
1	1 123	391	490
2	1 955	1 006	11 786
3	3 050	1 661	32 963
4	4 088	2 206	66 063
5	4 859	2 674	85 589
6	5 291	2 984	106 206
7	5 612	3 118	127 820
8	7 781	3 148	139 481
9	7 975	3 228	182 963
10	8 081	3 279	195 014
11	8 127	3 372	205 868
12	8 194	3 439	209 273
13	8 275	3 666	212 305
14	8 392	4 297	248 666
15	9 766	4 372	252 030
16	9 839	4 469	254 245
17	9 966	4 567	260 154
18	9 986	4 928	260 493
19	9 987	7 222	263 712
20	10 008	7 407	264 073
21	10 125	7 483	305 887
22	10 377	7 869	320 136
23	10 455	8 156	333 469
24	10 672	8 438	339 753
25	10 745	8 773	343 620
26	10 745	8 811	350 170
27	10 791	8 835	355 553
28	11 037	8 892	360 943
29	11 435	39 917	370 296
30	11 810	67 537	379 557
31	12 154	71 616	386 017
32	12 390	71 810	386 364
33	12 783	75 585	389 239
34	13 496	75 669	395 972
35	14 161	76 407	399 354
36	14 558	79 569	402 462
37	15 129	79 647	402 590
38	15 478	82 615	
39	16 951	83 082	
40	17 484	83 211	
41	17 852	83 438	
42	18 156	83 620	
43	18 441	84 028	
44	18 843	84 369	
45	19 214	87 560	
46	19 612	90 238	
47	19 829	90 467	
48	21 108	90 980	
49	21 808	94 666	
50	22 300	95 222	
51	23 256	95 869	
52	23 968	96 314	
53	29 703	99 768	

Sunflowerseed			
week	2019/20	2020/21	2021/22
1	1 984	1 753	1 194
2	3 674	5 401	4 607
3	5 504	8 174	8 443
4	7 832	11 769	13 255
5	9 591	14 548	17 396
6	12 139	16 519	20 933
7	14 028	18 600	24 428
8	20 609	20 193	27 609
9	32 898	24 761	30 730
10	95 658	28 606	34 302
11	113 822	80 140	41 097
12	126 493	99 508	54 755
13	134 072	103 653	69 179
14	149 891	120 793	79 313
15	153 339	124 691	94 573
16	161 099	131 930	104 467
17	166 857	136 506	116 892
18	176 895	140 306	122 763
19	187 003	144 806	126 564
20	194 185	149 841	134 753
21	204 762	157 165	146 061
22	210 515	171 585	147 481
23	216 059	180 941	156 556
24	222 111	214 724	157 811
25	229 437	221 068	159 260
26	231 597	228 870	160 426
27	234 560	230 808	165 306
28	240 952	242 158	166 728
29	246 654	254 708	169 648
30	252 984	291 716	171 221
31	257 936	317 448	173 703
32	262 991	332 641	176 981
33	268 788	349 765	179 492
34	275 415	370 062	208 963
35	281 983	397 599	210 928
36	290 987	427 429	212 268
37	296 261	437 069	216 396
38	302 866	462 392	
39	309 322	477 603	
40	315 187	498 187	
41	321 950	507 155	
42	328 372	523 972	
43	335 135	539 934	
44	362 373	547 788	
45	379 936	558 168	
46	403 525	571 031	
47	409 589	581 468	
48	420 359	587 874	
49	453 539	593 864	
50	459 744	602 721	
51	466 003	613 489	
52	472 113	618 114	
53	473 427	620 378	



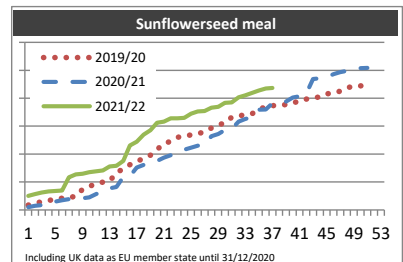
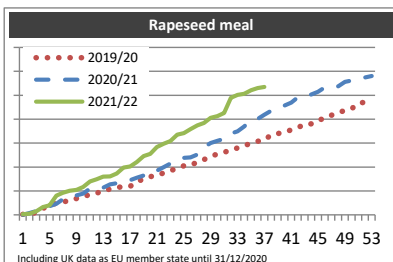
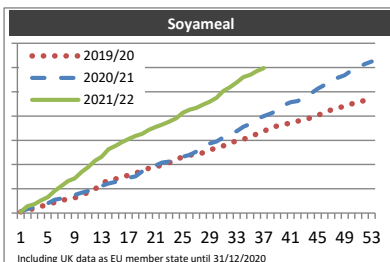
Week 1 to 37 from 01/07/2021 to 13/03/2022

(tonnes)

Soyameal			
week	2019/20	2020/21	2021/22
1	4 873	6 588	5 225
2	11 666	16 524	28 078
3	18 790	25 894	36 288
4	27 537	34 125	52 386
5	35 821	40 168	65 668
6	43 982	54 923	91 459
7	50 339	59 881	111 093
8	60 153	65 555	131 735
9	63 302	74 647	143 158
10	73 539	84 143	169 229
11	86 007	90 840	189 423
12	99 546	96 270	215 410
13	119 510	111 757	231 858
14	137 378	121 785	263 004
15	140 209	128 705	276 986
16	150 228	138 851	292 100
17	155 492	145 293	306 186
18	165 111	151 413	318 120
19	173 933	172 040	327 306
20	184 804	182 097	343 581
21	188 597	196 445	355 453
22	199 988	208 816	365 474
23	207 234	212 414	376 724
24	220 953	221 318	390 806
25	231 457	232 155	413 395
26	238 720	239 221	425 726
27	242 038	253 495	433 346
28	249 000	272 709	446 875
29	260 918	287 084	459 270
30	267 016	295 205	475 180
31	276 559	311 457	502 603
32	288 717	328 700	519 303
33	297 500	338 047	538 608
34	304 291	356 268	560 448
35	316 083	367 970	570 140
36	326 061	387 906	585 393
37	336 248	399 581	597 574
38	353 298	409 532	
39	358 900	422 087	
40	366 158	445 323	
41	370 871	456 913	
42	378 866	462 012	
43	385 759	477 516	
44	392 841	493 965	
45	402 304	512 557	
46	414 964	527 896	
47	425 352	549 054	
48	432 996	558 169	
49	441 040	567 727	
50	449 501	588 027	
51	459 395	600 586	
52	463 823	614 267	
53	469 179	624 830	

Rapeseed meal			
week	2019/20	2020/21	2021/22
1	1 935	416	2 601
2	6 382	7 928	4 583
3	8 516	15 462	14 864
4	26 921	28 928	32 875
5	38 540	35 988	39 888
6	49 175	46 151	80 465
7	55 769	65 723	92 657
8	57 481	79 206	101 180
9	68 220	80 913	104 299
10	75 444	89 058	116 183
11	85 245	110 024	139 231
12	89 529	110 802	149 188
13	103 102	113 551	159 433
14	106 947	127 316	160 527
15	115 503	132 228	172 961
16	116 685	140 919	198 164
17	119 388	145 066	202 705
18	138 353	155 468	220 710
19	149 887	164 336	245 957
20	160 313	183 807	254 559
21	164 893	185 171	283 616
22	175 566	199 330	297 266
23	184 883	214 083	308 062
24	194 288	231 331	335 069
25	204 723	238 413	341 382
26	207 162	240 193	358 599
27	220 978	251 809	374 315
28	230 570	282 818	384 529
29	244 919	299 957	405 201
30	254 081	309 582	412 467
31	262 415	317 399	425 553
32	269 039	339 677	489 295
33	279 778	349 022	501 656
34	288 772	369 621	506 108
35	299 602	395 822	520 446
36	307 340	400 489	530 100
37	312 554	418 119	534 774
38	334 220	435 484	
39	340 356	443 619	
40	344 249	457 285	
41	355 946	469 484	
42	364 780	491 486	
43	378 908	494 927	
44	380 497	503 170	
45	396 406	514 211	
46	402 887	532 920	
47	416 309	535 945	
48	426 961	537 572	
49	436 419	556 418	
50	443 028	561 897	
51	466 033	565 898	
52	471 315	574 151	
53	481 054	580 445	

Sunflowerseed meal			
week	2019/20	2020/21	2021/22
1	5 295	1 272	50 401
2	8 620	9 284	56 728
3	17 506	10 012	62 197
4	24 339	14 992	66 676
5	28 941	17 595	68 170
6	33 181	29 147	69 493
7	40 242	30 035	117 235
8	41 801	34 717	127 131
9	44 273	38 885	129 825
10	49 033	41 099	135 069
11	74 403	41 847	138 463
12	84 027	44 973	141 283
13	94 603	56 767	156 010
14	99 358	65 493	157 847
15	102 713	77 186	175 670
16	133 409	82 252	231 159
17	147 294	118 173	244 588
18	161 955	121 060	269 334
19	172 140	151 712	285 728
20	185 981	161 265	311 865
21	196 087	168 078	315 811
22	216 756	175 169	327 916
23	237 217	187 485	328 448
24	246 177	196 314	329 753
25	259 761	207 363	344 867
26	264 265	215 463	352 392
27	269 054	223 246	353 869
28	273 000	230 252	366 265
29	279 925	233 354	369 139
30	293 378	263 721	383 572
31	304 374	271 808	384 847
32	311 852	286 309	402 947
33	331 639	290 123	410 571
34	335 014	316 104	419 182
35	341 998	325 530	427 877
36	344 683	331 948	434 857
37	357 384	359 033	436 752
38	371 218	359 843	
39	373 000	381 507	
40	375 237	385 395	
41	377 431	388 251	
42	384 783	402 473	
43	387 664	407 021	
44	396 680	417 377	
45	402 631	468 801	
46	404 003	470 790	
47	416 204	475 573	
48	417 993	486 407	
49	425 479	493 525	
50	437 107	497 686	
51	443 250	503 443	
52	444 552	507 822	
53	444 906	508 547	



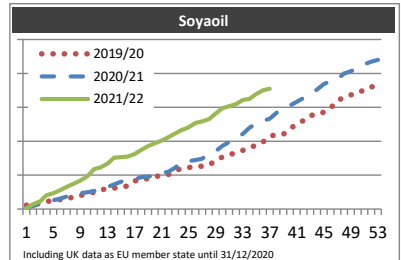
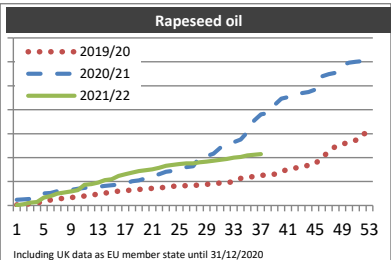
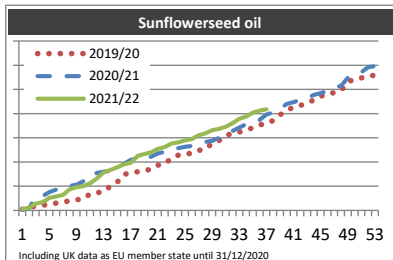
Week 1 to 37 from 01/07/2021 to 13/03/2022

(tonnes)

Sunflowerseed oil			
week	2019/20	2020/21	2021/22
1	4 565	3 133	4 828
2	12 462	9 354	11 421
3	17 698	54 568	28 155
4	21 780	58 982	33 476
5	25 141	75 673	52 293
6	30 603	85 981	57 149
7	35 024	96 855	63 644
8	39 646	101 177	87 974
9	43 865	105 964	96 208
10	47 828	120 146	100 548
11	68 332	123 143	112 500
12	72 847	155 393	131 380
13	77 040	159 527	157 342
14	100 151	164 321	166 837
15	116 943	169 348	177 980
16	149 168	192 150	190 391
17	155 604	208 683	196 450
18	159 701	213 655	225 152
19	163 266	217 251	232 846
20	170 807	222 158	239 623
21	187 583	235 101	254 320
22	191 731	242 320	261 816
23	216 379	247 606	276 354
24	228 136	257 711	281 140
25	233 230	262 877	289 282
26	235 213	266 620	294 500
27	248 006	274 808	310 359
28	252 093	282 584	318 188
29	277 435	287 326	331 405
30	288 881	299 659	337 038
31	309 394	309 961	345 695
32	318 102	328 706	360 926
33	324 052	342 691	378 800
34	331 391	355 600	387 956
35	342 528	365 740	404 751
36	353 117	374 363	412 177
37	359 526	396 203	417 925
38	371 088	405 200	
39	395 077	421 059	
40	412 111	439 917	
41	426 930	447 338	
42	433 772	457 629	
43	446 487	464 924	
44	455 510	477 059	
45	471 501	484 329	
46	481 064	493 309	
47	486 542	507 903	
48	495 387	514 566	
49	530 204	548 577	
50	543 039	553 997	
51	547 601	571 326	
52	556 047	592 298	
53	558 002	595 964	

Rapeseed oil			
week	2019/20	2020/21	2021/22
1	2 617	23 848	1 563
2	4 661	25 773	5 256
3	6 654	27 461	11 931
4	8 954	40 983	14 750
5	19 950	50 315	32 697
6	22 450	52 636	39 033
7	27 712	59 429	49 635
8	30 439	61 995	54 051
9	32 492	65 203	58 728
10	36 949	70 300	64 138
11	39 744	73 132	86 274
12	42 277	75 794	89 619
13	48 647	78 373	95 802
14	51 392	81 821	106 131
15	57 295	84 319	109 957
16	59 992	87 402	123 026
17	62 617	91 278	130 665
18	64 188	101 650	137 249
19	67 056	104 869	143 383
20	69 234	112 952	147 333
21	71 708	123 791	151 271
22	73 903	130 616	157 285
23	76 118	140 579	165 360
24	79 529	144 370	169 635
25	81 799	155 243	173 442
26	82 414	159 917	175 509
27	83 315	164 401	176 371
28	85 396	203 671	180 098
29	88 511	206 781	183 767
30	91 076	216 875	187 230
31	93 434	240 145	190 545
32	95 912	246 374	194 443
33	99 219	264 116	199 485
34	113 117	275 647	202 995
35	115 197	305 625	208 900
36	122 604	355 273	211 543
37	125 653	380 915	214 644
38	128 690	385 067	
39	131 017	419 465	
40	142 932	446 242	
41	150 544	452 505	
42	156 390	455 683	
43	159 472	469 510	
44	168 488	473 679	
45	173 384	484 020	
46	202 252	539 230	
47	222 723	548 701	
48	246 790	554 546	
49	257 138	586 624	
50	262 756	596 962	
51	272 565	600 532	
52	299 780	603 245	
53	300 862	623 111	

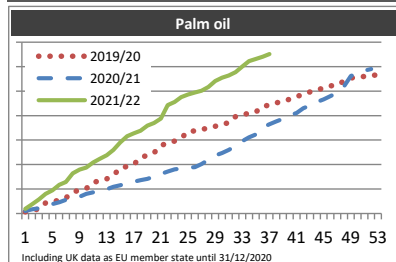
Soyaoil			
week	2019/20	2020/21	2021/22
1	22 738	8 643	4 854
2	27 528	18 441	29 073
3	37 418	30 147	44 355
4	45 530	32 525	82 145
5	47 786	52 210	94 083
6	56 394	62 820	111 884
7	57 767	74 155	131 758
8	73 484	83 069	149 253
9	79 579	93 380	167 823
10	91 604	98 324	192 156
11	98 274	106 757	235 068
12	113 663	125 782	246 467
13	120 128	130 706	268 458
14	123 610	145 865	302 860
15	128 784	161 628	306 385
16	136 630	163 581	309 521
17	166 218	173 561	324 320
18	168 249	188 130	349 125
19	180 718	191 406	370 467
20	192 062	196 821	388 314
21	195 968	211 640	403 437
22	203 127	220 282	422 885
23	223 399	243 321	445 575
24	242 253	276 748	465 778
25	245 062	282 048	482 271
26	250 895	288 856	508 368
27	253 141	296 630	517 258
28	260 871	324 895	530 453
29	283 251	341 719	562 957
30	307 348	372 534	595 323
31	318 349	395 987	606 907
32	333 793	421 913	619 170
33	345 748	442 131	643 432
34	360 168	480 064	649 969
35	377 319	503 301	678 792
36	395 238	520 466	700 415
37	429 161	532 811	709 532
38	438 658	568 071	
39	441 439	589 213	
40	474 439	610 559	
41	501 566	632 998	
42	521 928	654 555	
43	551 764	679 485	
44	557 689	705 607	
45	571 870	737 049	
46	594 561	755 907	
47	641 003	765 685	
48	657 819	799 972	
49	673 557	813 270	
50	690 878	837 554	
51	699 719	854 914	
52	720 461	869 129	
53	726 904	880 008	



Week 1 to 37 from 01/07/2021 to 13/03/2022

(tonnes)

Palm oil			
week	2019/20	2020/21	2021/22
1	1 315	367	3 816
2	2 649	2 017	7 478
3	3 629	3 467	11 499
4	8 590	4 394	16 136
5	9 748	6 343	18 863
6	10 901	7 810	23 429
7	12 853	9 270	25 857
8	17 435	11 090	32 831
9	19 077	12 200	35 816
10	20 335	13 685	37 604
11	25 461	16 112	41 686
12	26 663	17 285	44 733
13	28 319	18 498	47 584
14	31 159	19 767	52 034
15	37 119	21 756	58 040
16	38 488	23 092	63 131
17	40 047	24 771	65 427
18	45 620	25 960	67 656
19	47 703	27 154	71 809
20	49 603	28 354	74 013
21	55 587	30 194	77 660
22	57 471	32 240	88 511
23	59 169	34 272	91 100
24	61 561	36 012	95 048
25	67 142	36 779	97 270
26	67 506	37 501	98 911
27	68 556	37 903	100 341
28	69 988	40 326	103 457
29	71 277	43 783	108 294
30	72 928	47 471	110 950
31	74 131	49 474	112 844
32	79 213	51 994	115 564
33	80 710	55 073	120 209
34	81 842	59 211	124 464
35	82 913	62 234	126 397
36	87 587	64 671	128 089
37	88 622	70 406	130 289
38	90 383	72 852	
39	91 735	75 268	
40	93 440	77 346	
41	95 712	80 245	
42	97 216	82 076	
43	99 388	86 003	
44	101 299	88 227	
45	102 360	91 183	
46	104 383	93 222	
47	105 003	95 979	
48	108 260	98 722	
49	110 703	104 006	
50	111 224	112 416	
51	112 056	114 301	
52	113 002	116 704	
53	113 107	118 045	



Calendar of Marketing Year weeks

Week	2019/20		2020/21		2021/22	
	Start	End	Start	End	Start	End
1	01-07-2019	07-07-2019	01-07-2020	05-07-2020	01-07-2021	04-07-2021
2	08-07-2019	14-07-2019	06-07-2020	12-07-2020	05-07-2021	11-07-2021
3	15-07-2019	21-07-2019	13-07-2020	19-07-2020	12-07-2021	18-07-2021
4	22-07-2019	28-07-2019	20-07-2020	26-07-2020	19-07-2021	25-07-2021
5	29-07-2019	04-08-2019	27-07-2020	02-08-2020	26-07-2021	01-08-2021
6	05-08-2019	11-08-2019	03-08-2020	09-08-2020	02-08-2021	08-08-2021
7	12-08-2019	18-08-2019	10-08-2020	16-08-2020	09-08-2021	15-08-2021
8	19-08-2019	25-08-2019	17-08-2020	23-08-2020	16-08-2021	22-08-2021
9	26-08-2019	01-09-2019	24-08-2020	30-08-2020	23-08-2021	29-08-2021
10	02-09-2019	08-09-2019	31-08-2020	06-09-2020	30-08-2021	05-09-2021
11	09-09-2019	15-09-2019	07-09-2020	13-09-2020	06-09-2021	12-09-2021
12	16-09-2019	22-09-2019	14-09-2020	20-09-2020	13-09-2021	19-09-2021
13	23-09-2019	29-09-2019	21-09-2020	27-09-2020	20-09-2021	26-09-2021
14	30-09-2019	06-10-2019	28-09-2020	04-10-2020	27-09-2021	03-10-2021
15	07-10-2019	13-10-2019	05-10-2020	11-10-2020	04-10-2021	10-10-2021
16	14-10-2019	20-10-2019	12-10-2020	18-10-2020	11-10-2021	17-10-2021
17	21-10-2019	27-10-2019	19-10-2020	25-10-2020	18-10-2021	24-10-2021
18	28-10-2019	03-11-2019	26-10-2020	01-11-2020	25-10-2021	31-10-2021
19	04-11-2019	10-11-2019	02-11-2020	08-11-2020	01-11-2021	07-11-2021
20	11-11-2019	17-11-2019	09-11-2020	15-11-2020	08-11-2021	14-11-2021
21	18-11-2019	24-11-2019	16-11-2020	22-11-2020	15-11-2021	21-11-2021
22	25-11-2019	01-12-2019	23-11-2020	29-11-2020	22-11-2021	28-11-2021
23	02-12-2019	08-12-2019	30-11-2020	06-12-2020	29-11-2021	05-12-2021
24	09-12-2019	15-12-2019	07-12-2020	13-12-2020	06-12-2021	12-12-2021
25	16-12-2019	22-12-2019	14-12-2020	20-12-2020	13-12-2021	19-12-2021
26	23-12-2019	29-12-2019	21-12-2020	27-12-2020	20-12-2021	26-12-2021
27	30-12-2019	05-01-2020	28-12-2020	03-01-2021	27-12-2021	02-01-2022
28	06-01-2020	12-01-2020	04-01-2021	10-01-2021	03-01-2022	09-01-2022
29	13-01-2020	19-01-2020	11-01-2021	17-01-2021	10-01-2022	16-01-2022
30	20-01-2020	26-01-2020	18-01-2021	24-01-2021	17-01-2022	23-01-2022
31	27-01-2020	02-02-2020	25-01-2021	31-01-2021	24-01-2022	30-01-2022
32	03-02-2020	09-02-2020	01-02-2021	07-02-2021	31-01-2022	06-02-2022
33	10-02-2020	16-02-2020	08-02-2021	14-02-2021	07-02-2022	13-02-2022
34	17-02-2020	23-02-2020	15-02-2021	21-02-2021	14-02-2022	20-02-2022
35	24-02-2020	01-03-2020	22-02-2021	28-02-2021	21-02-2022	27-02-2022
36	02-03-2020	08-03-2020	01-03-2021	07-03-2021	28-02-2022	06-03-2022
37	09-03-2020	15-03-2020	08-03-2021	14-03-2021	07-03-2022	13-03-2022
38	16-03-2020	22-03-2020	15-03-2021	21-03-2021	14-03-2022	20-03-2022
39	23-03-2020	29-03-2020	22-03-2021	28-03-2021	21-03-2022	27-03-2022
40	30-03-2020	05-04-2020	29-03-2021	04-04-2021	28-03-2022	03-04-2022
41	06-04-2020	12-04-2020	05-04-2021	11-04-2021	04-04-2022	10-04-2022
42	13-04-2020	19-04-2020	12-04-2021	18-04-2021	11-04-2022	17-04-2022
43	20-04-2020	26-04-2020	19-04-2021	25-04-2021	18-04-2022	24-04-2022
44	27-04-2020	03-05-2020	26-04-2021	02-05-2021	25-04-2022	01-05-2022
45	04-05-2020	10-05-2020	03-05-2021	09-05-2021	02-05-2022	08-05-2022
46	11-05-2020	17-05-2020	10-05-2021	16-05-2021	09-05-2022	15-05-2022
47	18-05-2020	24-05-2020	17-05-2021	23-05-2021	16-05-2022	22-05-2022
48	25-05-2020	31-05-2020	24-05-2021	30-05-2021	23-05-2022	29-05-2022
49	01-06-2020	07-06-2020	31-05-2021	06-06-2021	30-05-2022	05-06-2022
50	08-06-2020	14-06-2020	07-06-2021	13-06-2021	06-06-2022	12-06-2022
51	15-06-2020	21-06-2020	14-06-2021	20-06-2021	13-06-2022	19-06-2022
52	22-06-2020	28-06-2020	21-06-2021	27-06-2021	20-06-2022	26-06-2022
53	29-06-2020	30-06-2020	28-06-2021	30-06-2021	27-06-2022	30-06-2022