

### Trade monitoring through customs surveillance data

The TAXUD surveillance system ("customs surveillance") records and centralizes all trade data (import and exports) directly from the national customs authorities on a daily basis. For each transaction, the stored data contain the information available on the Single Administrative Document (SAD), including the volume and origin of the consignment.

As surveillance system does not include intra-trade data, the UK data as EU partner can't be displayed before 1/1/2021. The data as of 1/1/2021 is therefore not comparable with the data until 31/12/2020.

According to Art.55(2) of Commission Implementing Regulation (EU) 2015/2447, the customs authorities shall provide the Commission at least once a week with data on customs declarations for the goods that have been made subject to surveillance at release for free circulation or at export.

The "customs surveillance" data provide actual and prompt information about the trade (import/export) transaction in terms of volume and origin or destination. The European Commission aims to improve data quality and provide as recent and accurate information as possible. However, Surveillance data are created on the basis of declarations that may be modified, corrected or deleted. Additionally, the legal basis (Regulation (EU) 2015/2447) allows that on specific occasions declaration data may be forwarded with a delay. Therefore, it cannot be guaranteed that information provided is free of errors or that it will not be amended. The European Commission accepts no responsibility with regard to such problems incurred as a result of using these data.

\* The United Kingdom is no longer a Member State of the European Union, however until the end of the transition period it was still a part of the EU Customs Union. Due to the absence of intra-trade data in the surveillance system, the totals of the EU trade data therefore also include the UK data until 31/12/2020. The data as of 1/1/2021 is therefore not comparable with the data until 31/12/2020.

*Note: Since 6th November 2016 the export and import licenses are no longer required for the major part of the trade in cereals in application of Regulations (EU) 2016/1237 and 2016/1239 of 18 May 2016.*

### Publication of data

This report is published on a weekly basis. In case of a technical issue or another constraint causing delay of the publication, please note that the next upload will be done in the coming days at 12h or 16h.

The data are expressed in quantity of the product itself, unless otherwise stated  
Below the specifications of the products included in the report

Product	CN code	Conversion factor grain equivalent
Common wheat	1001 99 00	
Common wheat flour (grain equiv.)	1101 00 15	1.37
Durum wheat	1001 19 00	
Durum wheat meal (grain equiv.)	1103 11 10	1.5
Barley	1003 90 00	
Malt (Barley equiv.)	1107 10 91, 1107 10 99	1.27
Maize	1005 90 00	
Rye	1002 90 00	
Oats	1004 90 00	
Sorghum	1007 90 00	
Residues of starch manufacture	2303 10 19	
Maize gluten feed	2309 90 20	
Brewing and distilling dregs and waste	2303 30 00	
Citrus pulp residues	2308 00 40 TARIC_ex 10	

- XI refers to Northern Ireland
- data on malt expressed in barley equivalent are included;
- data on wheat flour and durum wheat meal are expressed only in grain equivalent
- the weekly reference period is from Monday to Sunday

## Exports and imports

Situation at 21/03/2022

## Cumul of weeks 1 to 38

<i>Customs Surveillance</i> (tonnes)	EU*		EU + UK		EU + UK	
	01/07/2021 - 20/03/2022		01/07/2020 - 21/03/2021		01/07/2019 - 22/03/2020	
	Export	Import	Export	Import	Export	Import
Common wheat	19 622 762	1 879 516	20 036 017	1 645 696	24 648 935	1 623 991
Common wheat flour (grain equivalent)	385 877	173 499	323 779	54 274	418 902	19 566
Durum wheat	713 304	1 047 837	269 068	1 988 702	738 572	1 454 050
Durum wheat meal (grain equivalent)	157 742	3 512	173 199	1 829	172 196	1 039
<b>Total Wheat</b>	<b>20 879 685</b>	<b>3 104 364</b>	<b>20 802 063</b>	<b>3 690 501</b>	<b>25 978 605</b>	<b>3 098 646</b>
Barley	5 712 218	666 701	5 743 185	266 916	5 659 110	554 418
Malt (grain equivalent)	2 115 956	19 219	2 216 023	9 898	2 036 984	13 037
Maize	4 288 745	11 865 397	1 838 302	11 896 864	3 873 774	15 616 247
Rye	137 103	216 368	140 231	4 414	204 540	3 248
Oats	105 217	66 450	74 516	8 999	139 815	2 290
Sorghum	8 709	25 953	3 023	11 618	1 247	39 598
<b>Total Coarse grains</b>	<b>12 367 948</b>	<b>12 860 087</b>	<b>10 015 281</b>	<b>12 198 709</b>	<b>11 915 471</b>	<b>16 228 838</b>
<b>General Total</b>	<b>33 247 634</b>	<b>15 964 452</b>	<b>30 817 345</b>	<b>15 889 210</b>	<b>37 894 076</b>	<b>19 327 485</b>

\* The United Kingdom is no longer a Member State of the European Union, however until the end of the transition period it was still a part of the EU Customs Union. Due to the absence of intra-trade data in the surveillance system, the totals of the EU trade data therefore also include the UK data until 31/12/2020. The data as of 1/1/2021 is therefore not comparable with the data until 31/12/2020.

Import (tonnes)	Common wheat	Common wheat flour (grain equivalent)	Durum wheat	Durum wheat meal (grain equivalent)	Barley	Malt (grain equivalent)	Maize	Rye	Oats	Sorghum
BE	6 334	957	110 609	176	123 651	368	390 469		18 383	2 583
BG	236	184		1	127		7 918		198	1 023
CZ	43	17		43	20	338	483			66
DK	3 587	56	1	4	8	235	2 602		60	11
DE	3 060	1 816	25	286	16 773	998	30 348	2 693	20 636	904
EE		3				701	1 447			
IE	65 172	109 667	5	33	75 536	1 036	683 046	4 266	7	33
EL	312 473	471		17	12 026	4 028	193 751		140	878
ES	336 075	406	111 006	1 867	135 236	2 305	4 851 069	108 214	8 232	8 859
FR	195	9 462	43	420	3	1 776	3 668		17	13
HR	31 384	5 484		2	12 522	18	19 931	499		
IT	642 403	1 055	789 265	131	9 921	871	1 099 133		399	5 274
CY	17 684	77		3	44		98 906		13	
LV	89	18	29 098	2		49	110 189	46 481		
LT	1 510					90	92 339	14 227		
LU										
HU		52	65			40	203 971		286	313
MT	9 752	153					42		16	1
NL	98 341	7 192	2 943	425	129 090	739	2 227 933	154	15 461	255
AT	8 009	76		8		6	115 627		44	
PL	2 835	578	4 141	5	3 108	47	70 135	38 511	1 923	5 447
PT	36 994	489			102 285		1 152 378			162
RO	24 785	4 313		4	6 381	2 256	51 051	267	23	92
SI	268 734	655	604	2	5 055	234	291 868	1 053		
SK		43			477	1 403				
FI	100	161				81	6 642			
SE	10	1 204	31	59	9 560	1 431	1 299	2	195	2
XI	9 709	28 911	1	24	24 877	167	159 151		417	36
<b>EU*</b>	<b>1 879 516</b>	<b>173 499</b>	<b>1 047 837</b>	<b>3 512</b>	<b>666 701</b>	<b>19 219</b>	<b>11 865 397</b>	<b>216 368</b>	<b>66 450</b>	<b>25 953</b>

\* The United Kingdom is no longer a Member State of the European Union, however until the end of the transition period it was still a part of the EU Customs Union. Due to the absence of intra-trade data in the surveillance system, the totals of the EU trade data therefore also include the UK data until 31/12/2020. The data as of 1/1/2021 is therefore not comparable with the data until 31/12/2020.

Top 5 import origins\* - (update of 21 mars 2022)

Common wheat				
Origin	MY 2021/22		MY 2020/21	
	tonnes	share	tonnes	share
Russia	382 068	20.3%	258 672	15.7%
Ukraine	328 009	17.5%	602 959	36.6%
Serbia	308 791	16.4%	102 483	6.2%
United Kingdom	244 094	13.0%	3 080	0.2%
Moldova	177 037	9.4%	12 262	0.7%

Common wheat flour (grain equivalent)				
Origin	MY 2021/22		MY 2020/21	
	tonnes	share	tonnes	share
United Kingdom	149 842	86.4%	34 244	63.1%
Serbia	5 860	3.4%	2 550	4.7%
Mauritius	5 209	3.0%	5 677	10.5%
Moldova	4 296	2.5%	1 476	2.7%
India	3 650	2.1%	6 573	12.1%

Durum wheat				
Origin	MY 2021/22		MY 2020/21	
	tonnes	share	tonnes	share
Canada	557 909	53.2%	1 461 483	73.5%
Australia	186 495	17.8%	41	0.0%
United States of America	97 078	9.3%	370 398	18.6%
Russia	77 081	7.4%	54 350	2.7%

Durum wheat meal (grain equivalent)				
Origin	MY 2021/22		MY 2020/21	
	tonnes	share	tonnes	share
Egypt	1 728	49.2%	5	0.3%
Morocco	387	11.0%	756	41.3%
Turkey	327	9.3%	411	22.5%
India	297	8.5%	270	14.8%
United Kingdom	212	6.0%	58	3.2%

Barley				
Origin	MY 2021/22		MY 2020/21	
	tonnes	share	tonnes	share
United Kingdom	547 167	82.1%	183 994	68.9%
Ukraine	79 476	11.9%	38 832	14.5%
Serbia	20 745	3.1%	19 097	7.2%

Malt (grain equivalent)				
Origin	MY 2021/22		MY 2020/21	
	tonnes	share	tonnes	share
United Kingdom	11 416	59.4%	4 864	49.1%
Serbia	6 213	32.3%	4 150	41.9%
Ukraine	1 257	6.5%	-----	-----

Maize				
Origin	MY 2021/22		MY 2020/21	
	tonnes	share	tonnes	share
Ukraine	6 470 137	54.5%	4 868 777	40.9%
Brazil	3 309 554	27.9%	4 495 025	37.8%
Serbia	613 800	5.2%	1 261 740	10.6%
Canada	590 209	5.0%	683 061	5.7%
Russia	337 207	2.8%	199 761	1.7%

Rye				
Origin	MY 2021/22		MY 2020/21	
	tonnes	share	tonnes	share
Ukraine	117 961	54.5%	6	0.1%
Russia	84 778	39.2%	-----	-----

Oats				
Origin	MY 2021/22		MY 2020/21	
	tonnes	share	tonnes	share
United Kingdom	57 860	87.1%	6 573	73.0%
Russia	5 086.3	7.7%	-----	-----

Sorghum				
Origin	MY 2021/22		MY 2020/21	
	tonnes	share	tonnes	share
Ukraine	12 271	47.3%	8 149	70.1%
Russia	9 565	36.9%	1 987	17.1%
Sudan	1 930	7.4%	722	6.2%

\* The United Kingdom is no longer a Member State of the European Union, however until the end of the transition period it was still a part of the EU Customs Union. Due to the absence of intra-trade data in the surveillance system, the totals of the EU trade data therefore also include the UK data until 31/12/2020. The data as of 1/1/2021 is therefore not comparable with the data until 31/12/2020.

Export (tonnes)	Common wheat	Common wheat flour (grain equivalent)	Durum wheat	Durum wheat meal (grain equivalent)	Barley	Malt (grain equivalent)	Maize	Rye	Oats	Sorghum
BE	958	10 735	19 043	1 814	483	707 007	57		31	1
BG	1 661 289	186			124 669	45	337 968			546
CZ	8 049	292			1 930	24 801	5	47	4 954	
DK	56 539	1 623	7 203	3	81 391	95 308	265	1	8	
DE	2 691 470	24 469	604	1 114	869 334	391 473	24 426	128 974	11 143	9
EE	300 618	288	51 216		62 234	850	159		18 296	
IE	1	37			3	1 211				
EL	473	11 714	146 327	1 959	66	3 875	4 903	152		
ES	45	2 791	188 936	47 721	5 586	36 008	39 287	6	11 467	
FR	5 896 934	52 617	37 133	54 754	2 599 604	385 796	338 364	26	8 325	6 838
HR	68 517	12 996	456	36	3 679	26 628	4 431		1 757	
IT	2 020	103 843	225 449	44 209	77	52	2 463	1	326	
CY	1									
LV	1 215 722	17 259	99	483	88 216	231	13 404	1 225	172	
LT	1 169 348	6 495		27	139 948	17 703	8	70	601	
LU										
HU	140 033	4 514	258	2 439	10 090	533	21 492	882	802	1 200
MT										
NL	183	80 588	26 235	98	7	214 814	8 683	19	268	90
AT	54 056	5 742	7 027	2 882	2 596	4 664	781	781	2 369	
PL	930 664	19 672	6	60	36 146	72 104	173 431	2 120	2 200	24
PT		18 625		6	43	13 697	1 623		3	
RO	5 308 574	3 529		99	1 684 659	24	3 316 715		449	
SI	5 120	5 645		38		18	39			
SK	10 113	15	3 026		1 355	53				
FI		1 332			1	19 173		325	4 166	
SE	102 033	868	286	1	100	99 888	242	2 473	37 878	
XI										
<b>EU*</b>	<b>19 622 762</b>	<b>385 877</b>	<b>713 304</b>	<b>157 742</b>	<b>5 712 218</b>	<b>2 115 956</b>	<b>4 288 745</b>	<b>137 103</b>	<b>105 217</b>	<b>8 709</b>

\* The United Kingdom is no longer a Member State of the European Union, however until the end of the transition period it was still a part of the EU Customs Union. Due to the absence of intra-trade data in the surveillance system, the totals of the EU trade data therefore also include the UK data until 31/12/2020. The data as of 1/1/2021 is therefore not comparable with the data until 31/12/2020.

Top 5 export destinations\* - (update of 21 mars 2022)

Common wheat				
Destination	MY 2021/22		MY 2020/21	
	tonnes	share	tonnes	share
Algeria	2 952 012	15.0%	4 436 023	22.1%
China	2 039 352	10.4%	1 767 310	8.8%
Egypt	1 949 920	9.9%	445 120	2.2%
Nigeria	1 532 187	7.8%	1 808 908	9.0%
Morocco	839 130	4.3%	1 619 198	8.1%

Common wheat flour (grain equivalent)				
Destination	MY 2021/22		MY 2020/21	
	tonnes	share	tonnes	share
United Kingdom	70 518	18.3%	14 557	4.5%
United States of America	28 917	7.5%	25 880	8.0%
Guinea-Bissau	21 132	5.5%	25 889	8.0%
Thailand	19 079	4.9%	20 754	6.4%
Angola	14 157	3.7%	19 908	6.1%

Durum wheat				
Destination	MY 2021/22		MY 2020/21	
	tonnes	share	tonnes	share
Tunisia	248 362	34.8%	69 070	25.7%
Algeria	156 223	21.9%	25 552	9.5%
Turkey	64 799	9.1%	56 425	21.0%
Nigeria	49 947	7.0%	-----	-----

Durum wheat meal (grain equivalent)				
Destination	MY 2021/22		MY 2020/21	
	tonnes	share	tonnes	share
Ivory Coast	57 116	36.2%	46 309	26.7%
Saudi Arabia	20 619	13.1%	37 154	21.5%
Mali	17 211	10.9%	21 682	12.5%
United Kingdom	15 913	10.1%	4 121	2.4%
Senegal	7 968	5.1%	15 729	9.1%

Barley				
Destination	MY 2021/22		MY 2020/21	
	tonnes	share	tonnes	share
China	2 220 198	38.9%	2 166 575	37.7%
Algeria	514 701	9.0%	438 328	7.6%
Turkey	510 421	8.9%	116 852	2.0%
Saudi Arabia	505 635	8.9%	1 150 168	20.0%
Jordan	412 132	7.2%	129 464	2.3%

Malt (grain equivalent)				
Destination	MY 2021/22		MY 2020/21	
	tonnes	share	tonnes	share
Brazil	198 744	9.4%	339 975	15.3%
Nigeria	147 796	7.0%	155 558	7.0%
Japan	133 233	6.3%	118 240	5.3%
Mexico	97 626	4.6%	59 371	2.7%
Cameroon	94 036	4.4%	67 941	3.1%

Maize				
Destination	MY 2021/22		MY 2020/21	
	tonnes	share	tonnes	share
Iran (Islamic Republic of)	1 120 418	26.1%	262 565	14.3%
Egypt	863 142	20.1%	60 220	3.3%
Korea (Republic of)	464 631	10.8%	158 225	8.6%
United Kingdom	428 369	10.0%	113 469	6.2%
Turkey	367 168	8.6%	171 160	9.3%

Rye				
Destination	MY 2021/22		MY 2020/21	
	tonnes	share	tonnes	share
United States of America	121 001	88.3%	99 002	70.6%
Japan	7 482	5.5%	17 091	12.2%
Norway	4 226	3.1%	6 849	4.9%

Oats				
Destination	MY 2021/22		MY 2020/21	
	tonnes	share	tonnes	share
United States of America	53 940	51.3%	5 335	7.2%
Switzerland	30 959	29.4%	38 745	52.0%
Algeria	11 255	10.7%	14 726	19.8%
Norway	4 425	4.2%	6 826	9.2%
Bosnia and Herzegovina	1 501	1.4%	1 718	2.3%

Sorghum				
Destination	MY 2021/22		MY 2020/21	
	tonnes	share	tonnes	share
United Kingdom	7 151.1	82.1%	2 194	72.6%
Serbia	1 200	13.8%	270	8.9%
Jordan	249.8	2.9%	380	12.6%

\* The United Kingdom is no longer a Member State of the European Union, however until the end of the transition period it was still a part of the EU Customs Union. Due to the absence of intra-trade data in the surveillance system, the totals of the EU trade data therefore also include the UK data until 31/12/2020. The data as of 1/1/2021 is therefore not comparable with the data until 31/12/2020.

Week 1 to 38 from 01/07/2021 to 20/03/2022

Résumé / Summary

Import (tonnes)	Residues of starch manufacture CN 2303 10 19	Maize gluten feed CN 2309 90 20	Brewing and distilling dregs and waste CN 23033000	Citrus pulp residues CN 2308 00 40 TARIC_ext 10	Total
BE		300	4	3 244	3 549
BG		2	2 844		2 846
CZ			441	3 621	4 062
DK	2 701		2 713	16 588	22 003
DE	39	4	2 452	24 894	27 390
EE			109		109
IE	106	223 257	399 918	1	623 282
EL		49	501		549
ES		2	171 852		171 854
FR		2	410	5 711	6 122
HR			667		667
IT			2 121	1 800	3 921
CY					
LV			2 575		2 575
LT			7 191		7 191
LU					
HU			1 123		1 123
MT					
NL	1 237	40		37 696	38 973
AT					
PL		7	6 444	2 797	9 248
PT		6 948	49 262		56 210
RO			912		912
SI					
SK			413		413
FI		17	2 314		2 331
SE		26			26
XI		33 056	40 102		73 158
<b>EU*</b>	<b>4 084</b>	<b>263 711</b>	<b>694 368</b>	<b>96 351</b>	<b>1 058 514</b>

\* The United Kingdom is no longer a Member State of the European Union, however until the end of the transition period it was still a part of the EU Customs Union. Due to the absence of intra-trade data in the surveillance system, the totals of the EU trade data therefore also include the UK data until 31/12/2020. The data as of 1/1/2021 is therefore not comparable with the data until 31/12/2020.







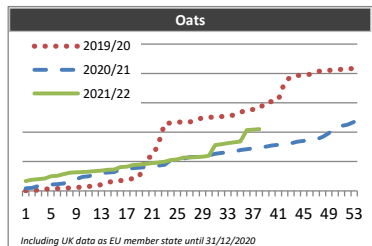
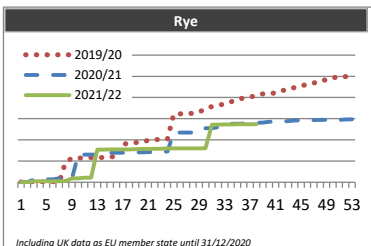
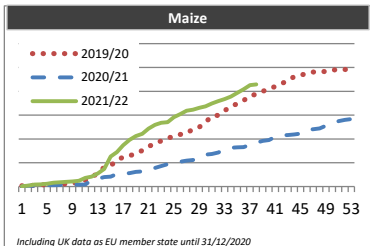
Week 1 to 38 from 01/07/2021 to 20/03/2022

(tonnes)

Maize			
week	2019/20	2020/21	2021/22
1	32 545	1 338	13 301
2	46 352	27 536	40 676
3	52 472	30 132	83 212
4	66 400	37 912	95 311
5	86 002	56 341	117 486
6	97 673	60 801	164 685
7	102 782	68 203	177 146
8	111 913	71 563	194 822
9	125 739	78 596	215 535
10	181 768	82 465	240 486
11	262 627	86 507	359 486
12	377 070	267 949	414 810
13	573 257	327 659	557 232
14	804 507	398 603	741 444
15	890 335	417 643	1 259 380
16	1 078 162	524 491	1 443 941
17	1 240 987	544 578	1 731 275
18	1 299 197	567 124	1 961 379
19	1 377 297	618 197	2 116 416
20	1 513 237	633 825	2 217 793
21	1 678 507	748 697	2 430 972
22	1 804 041	785 454	2 588 310
23	1 914 718	859 704	2 678 651
24	2 031 525	939 660	2 706 793
25	2 112 346	1 027 907	2 911 926
26	2 190 722	1 044 197	3 040 899
27	2 229 617	1 085 492	3 186 559
28	2 411 901	1 116 562	3 226 078
29	2 492 707	1 252 223	3 301 951
30	2 705 260	1 336 780	3 365 178
31	2 958 117	1 368 460	3 486 750
32	2 995 488	1 426 397	3 584 759
33	3 186 443	1 553 269	3 677 066
34	3 372 441	1 626 269	3 780 568
35	3 473 942	1 645 253	3 936 660
36	3 611 099	1 653 268	4 084 527
37	3 814 310	1 747 122	4 253 945
38	3 873 774	1 838 302	4 288 745
39	3 994 046	1 917 103	
40	4 108 919	1 948 645	
41	4 197 266	2 082 834	
42	4 316 749	2 149 467	
43	4 455 334	2 163 180	
44	4 614 471	2 186 361	
45	4 673 252	2 224 204	
46	4 748 726	2 392 953	
47	4 804 469	2 407 790	
48	4 818 677	2 443 208	
49	4 835 577	2 554 326	
50	4 896 665	2 637 143	
51	4 905 451	2 746 290	
52	4 910 394	2 796 674	
53	4 939 131	2 833 181	

Rye			
week	2019/20	2020/21	2021/22
1	497	202	0
2	628	546	41
3	631	6 199	2 248
4	631	6 306	2 249
5	671	6 813	2 327
6	748	6 924	2 357
7	843	9 063	2 443
8	47 071	9 214	2 949
9	56 750	9 286	9 195
10	56 869	64 603	9 241
11	57 988	65 212	10 498
12	58 120	65 389	10 875
13	58 160	65 440	77 097
14	58 273	69 657	77 207
15	60 267	69 657	77 489
16	60 267	69 755	77 515
17	90 675	69 806	77 590
18	90 886	70 428	77 672
19	93 835	70 497	77 958
20	94 428	70 549	78 308
21	99 097	70 952	78 544
22	100 744	71 230	78 835
23	101 052	72 191	79 100
24	101 812	72 637	79 730
25	160 351	117 104	79 983
26	161 493	117 222	79 983
27	162 592	117 222	79 983
28	162 593	117 310	80 011
29	165 178	117 407	80 035
30	174 148	127 513	80 271
31	178 443	127 613	135 917
32	182 680	129 889	136 017
33	183 973	137 620	136 198
34	190 035	137 644	136 591
35	195 599	137 907	136 707
36	198 803	138 130	136 858
37	201 312	138 528	136 987
38	204 540	140 231	137 103
39	208 552	140 859	
40	209 550	142 678	
41	210 624	142 915	
42	216 194	143 680	
43	218 445	144 013	
44	223 927	145 734	
45	227 061	146 197	
46	231 338	146 459	
47	233 930	146 513	
48	240 345	147 043	
49	241 682	147 102	
50	246 769	147 130	
51	248 490	147 340	
52	249 128	148 402	
53	252 487	148 432	

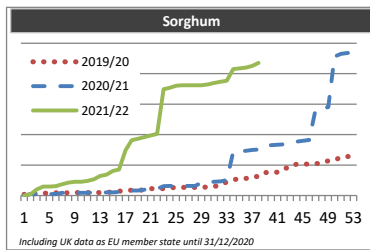
Oats			
week	2019/20	2020/21	2021/22
1	303	4 443	16 792
2	930	5 175	19 062
3	1 418	8 319	20 079
4	3 129	10 274	20 925
5	3 685	10 893	25 098
6	3 968	11 455	25 559
7	4 564	12 539	28 484
8	5 315	18 233	31 038
9	5 865	20 115	31 660
10	6 666	24 001	32 217
11	7 499	24 964	32 949
12	8 192	28 370	33 724
13	10 856	30 245	34 482
14	14 515	31 204	35 796
15	16 797	31 907	36 439
16	17 487	36 852	40 429
17	18 235	37 537	41 388
18	21 508	38 723	44 133
19	23 787	39 482	44 978
20	55 844	40 443	46 054
21	58 386	42 058	47 381
22	79 070	43 067	48 340
23	114 828	44 332	49 660
24	115 819	52 574	52 755
25	117 167	54 624	53 774
26	117 343	54 945	56 765
27	117 534	57 508	56 941
28	120 899	57 886	57 512
29	124 593	59 431	58 335
30	125 256	60 536	59 831
31	126 001	63 298	78 183
32	126 774	64 623	79 645
33	127 889	65 784	81 155
34	129 202	66 881	82 796
35	133 745	69 754	84 084
36	138 019	71 088	103 621
37	138 831	72 543	104 495
38	139 815	74 516	105 217
39	151 303	75 449	
40	152 057	77 289	
41	154 497	78 590	
42	185 388	79 937	
43	194 509	81 059	
44	196 583	83 901	
45	197 590	85 230	
46	198 687	86 351	
47	202 875	87 690	
48	204 762	91 792	
49	205 424	98 166	
50	206 121	108 227	
51	207 210	110 780	
52	208 127	112 677	
53	208 293	117 583	



Week 1 to 38 from 01/07/2021 to 20/03/2022

(tonnes)

Sorghum			
week	2019/20	2020/21	2021/22
1	75	0	0
2	100	99	85
3	124	99	392
4	150	99	584
5	152	100	587
6	173	101	611
7	173	177	743
8	173	177	847
9	194	177	902
10	197	177	902
11	197	177	960
12	197	202	1 070
13	199	204	1 292
14	199	204	1 366
15	244	204	1 610
16	285	228	1 706
17	309	258	2 961
18	360	329	3 636
19	360	331	3 736
20	361	388	3 840
21	456	388	3 948
22	456	439	4 048
23	458	613	6 985
24	503	624	7 085
25	529	624	7 214
26	529	624	7 241
27	529	624	7 241
28	530	624	7 243
29	530	851	7 243
30	556	880	7 297
31	608	903	7 395
32	654	931	7 479
33	907	1 014	7 546
34	1 027	2 885	8 302
35	1 127	2 886	8 349
36	1 127	2 939	8 401
37	1 247	2 997	8 507
38	1 247	3 023	8 709
39	1 511	3 314	
40	1 536	3 314	
41	1 536	3 340	
42	1 796	3 368	
43	1 820	3 500	
44	2 059	3 536	
45	2 059	3 597	
46	2 063	3 653	
47	2 088	5 678	
48	2 137	5 706	
49	2 281	5 811	
50	2 306	9 121	
51	2 524	9 306	
52	2 562	9 357	
53	2 562	9 405	



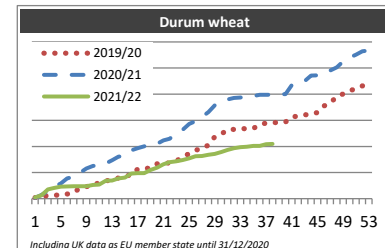
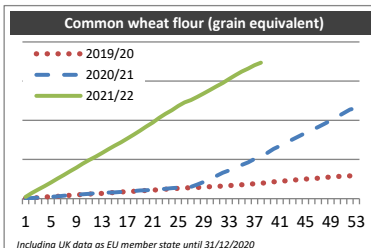
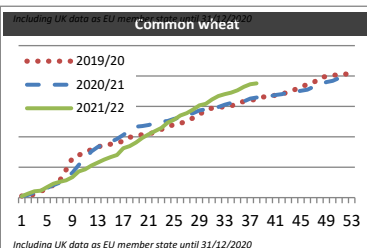
Week 1 to 38 from 01/07/2021 to 20/03/2022

(tonnes)

Common wheat			
week	2019/20	2020/21	2021/22
1	26 347	22 112	22 494
2	38 366	43 513	65 676
3	51 421	84 224	104 837
4	102 005	107 290	115 410
5	156 035	159 746	173 602
6	205 759	205 634	228 060
7	281 272	245 472	258 866
8	458 102	325 735	283 528
9	651 685	409 745	336 766
10	701 468	538 173	431 999
11	737 816	640 539	465 837
12	795 418	761 367	526 878
13	830 102	832 705	575 803
14	871 395	874 935	625 728
15	879 681	917 575	667 386
16	900 950	966 134	701 978
17	930 041	1 031 585	811 505
18	994 104	1 105 281	845 853
19	1 007 899	1 165 939	907 792
20	1 039 529	1 178 751	984 448
21	1 052 883	1 194 679	1 040 439
22	1 071 394	1 224 891	1 094 406
23	1 120 454	1 249 196	1 147 546
24	1 160 854	1 260 610	1 233 286
25	1 206 778	1 296 196	1 281 242
26	1 218 655	1 316 419	1 351 291
27	1 264 623	1 358 922	1 390 838
28	1 309 793	1 390 289	1 447 093
29	1 368 246	1 435 260	1 518 089
30	1 434 339	1 450 834	1 543 692
31	1 471 644	1 462 993	1 615 885
32	1 487 151	1 488 855	1 669 874
33	1 492 036	1 527 683	1 703 321
34	1 504 342	1 555 281	1 724 590
35	1 558 802	1 570 983	1 765 335
36	1 578 838	1 584 448	1 824 355
37	1 593 168	1 629 405	1 864 287
38	1 623 991	1 645 696	1 879 516
39	1 654 539	1 658 329	
40	1 677 376	1 668 276	
41	1 682 030	1 686 574	
42	1 711 539	1 701 928	
43	1 726 510	1 732 085	
44	1 774 517	1 740 834	
45	1 826 514	1 756 186	
46	1 857 014	1 775 782	
47	1 894 402	1 822 050	
48	1 974 245	1 850 746	
49	1 993 912	1 900 263	
50	2 009 850	1 919 608	
51	2 020 593	1 966 358	
52	2 033 360	2 010 500	
53	2 033 500	2 021 363	

Common wheat flour (grain equivalent)			
week	2019/20	2020/21	2021/22
1	615	364	2 260
2	897	774	7 237
3	1 333	1 454	11 788
4	2 112	1 873	16 135
5	2 555	2 273	20 715
6	3 012	2 867	25 516
7	3 658	3 822	30 144
8	4 310	4 374	34 928
9	4 711	4 859	39 679
10	5 460	5 502	44 593
11	5 861	6 304	49 327
12	6 245	6 897	53 727
13	6 705	7 204	58 093
14	7 573	7 877	63 003
15	7 903	8 129	67 495
16	8 538	8 490	71 861
17	8 994	9 073	76 738
18	9 380	9 754	81 727
19	10 002	10 352	86 881
20	10 523	10 834	92 122
21	11 014	11 233	97 307
22	11 371	11 868	103 126
23	12 095	12 579	108 222
24	12 744	13 416	112 791
25	13 240	14 037	118 252
26	13 774	14 390	122 931
27	13 955	15 170	125 867
28	14 256	17 921	129 870
29	14 816	21 196	134 166
30	15 273	24 979	138 659
31	15 636	29 103	143 409
32	16 049	33 128	147 734
33	16 797	36 202	152 861
34	17 126	39 985	157 574
35	17 738	43 173	162 148
36	18 397	46 305	166 107
37	19 024	50 580	170 304
38	19 566	54 274	173 499
39	20 385	58 496	
40	21 450	63 649	
41	22 110	67 441	
42	22 777	71 523	
43	23 779	75 807	
44	24 279	79 858	
45	25 003	83 774	
46	25 563	87 572	
47	26 141	91 461	
48	27 030	95 657	
49	27 693	99 951	
50	28 296	104 416	
51	28 681	109 010	
52	29 181	113 617	
53	29 449	115 748	

Durum wheat			
week	2019/20	2020/21	2021/22
1	19 538	15 910	24 903
2	39 879	70 589	62 555
3	58 275	148 727	178 630
4	59 066	228 769	204 018
5	80 934	290 923	230 861
6	88 188	389 351	232 090
7	111 407	421 013	238 607
8	206 396	497 085	238 671
9	226 295	576 827	240 024
10	289 834	628 124	260 359
11	290 047	643 468	272 308
12	339 097	674 436	344 729
13	362 832	736 081	347 231
14	396 823	802 094	389 623
15	441 549	821 648	405 412
16	448 379	924 355	479 059
17	567 226	966 163	487 000
18	578 692	1 003 356	487 153
19	587 680	1 041 146	550 721
20	665 108	1 050 712	595 765
21	670 756	1 114 180	660 015
22	687 537	1 146 252	697 315
23	719 118	1 258 285	715 872
24	805 212	1 318 719	737 813
25	861 414	1 428 851	771 806
26	927 708	1 483 610	811 006
27	954 613	1 562 712	818 162
28	1 027 644	1 657 037	840 228
29	1 183 351	1 784 310	855 308
30	1 236 011	1 828 752	891 269
31	1 322 810	1 899 260	933 706
32	1 324 992	1 927 163	965 069
33	1 339 083	1 936 321	986 544
34	1 342 266	1 948 506	992 855
35	1 345 899	1 965 885	1 008 618
36	1 417 293	1 986 558	1 009 045
37	1 448 181	1 986 645	1 040 624
38	1 454 050	1 988 702	1 047 837
39	1 459 298	2 000 979	
40	1 468 894	2 001 370	
41	1 565 659	2 176 341	
42	1 579 446	2 185 891	
43	1 603 442	2 252 257	
44	1 615 539	2 357 032	
45	1 650 263	2 362 055	
46	1 776 149	2 376 516	
47	1 832 535	2 452 088	
48	1 955 741	2 515 950	
49	2 005 500	2 625 572	
50	2 067 201	2 701 768	
51	2 106 620	2 757 863	
52	2 156 892	2 820 675	
53	2 206 867	2 836 155	



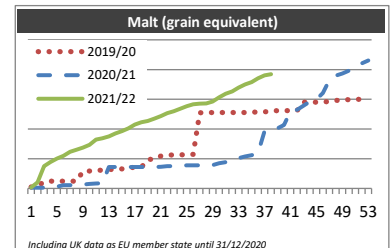
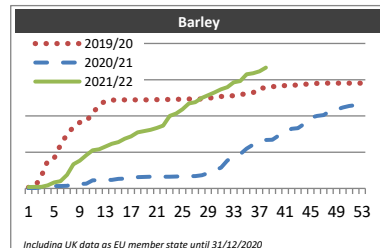
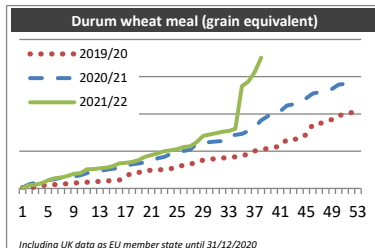
Week 1 to 38 from 01/07/2021 to 20/03/2022

(tonnes)

Durum wheat meal (grain equivalent)			
week	2019/20	2020/21	2021/22
1	17	21	8
2	22	108	89
3	36	150	99
4	75	194	144
5	95	223	220
6	106	247	275
7	106	294	289
8	134	312	339
9	144	321	392
10	158	353	413
11	169	410	514
12	178	432	521
13	187	465	541
14	199	502	556
15	214	528	597
16	222	542	672
17	318	597	689
18	424	647	709
19	429	673	760
20	475	698	846
21	491	728	897
22	497	813	942
23	510	848	1 000
24	529	930	1 023
25	606	985	1 056
26	618	1 007	1 117
27	636	1 043	1 130
28	734	1 198	1 244
29	756	1 225	1 408
30	786	1 247	1 450
31	797	1 259	1 481
32	814	1 273	1 520
33	842	1 414	1 544
34	848	1 435	1 603
35	874	1 467	2 745
36	922	1 539	2 865
37	1 007	1 644	3 125
38	1 039	1 829	3 512
39	1 073	1 938	
40	1 094	2 077	
41	1 147	2 081	
42	1 312	2 223	
43	1 317	2 259	
44	1 336	2 337	
45	1 451	2 425	
46	1 721	2 547	
47	1 739	2 581	
48	1 794	2 647	
49	1 849	2 674	
50	1 962	2 787	
51	1 978	2 811	
52	2 039	2 835	
53	2 048	2 870	

Barley			
week	2019/20	2020/21	2021/22
1	5 495	15	7 590
2	11 034	1 736	8 127
3	66 804	6 899	8 833
4	151 795	6 902	16 769
5	167 048	13 520	32 972
6	240 193	13 722	40 018
7	298 686	14 445	75 416
8	338 676	24 701	133 268
9	364 018	25 509	152 668
10	370 412	26 468	183 106
11	416 796	44 307	210 363
12	456 839	45 208	216 485
13	484 584	46 951	231 277
14	487 744	47 223	246 784
15	487 929	52 559	255 467
16	488 381	54 429	274 409
17	488 773	54 429	287 725
18	488 774	61 714	308 988
19	489 027	63 015	316 836
20	489 027	64 307	323 290
21	490 205	64 413	333 536
22	490 205	64 592	346 525
23	490 872	64 716	400 742
24	490 936	65 502	413 476
25	493 575	66 521	436 328
26	493 575	68 056	469 289
27	493 631	68 323	476 267
28	493 875	72 261	499 445
29	494 151	84 510	514 879
30	506 261	99 450	529 945
31	507 913	114 874	546 508
32	508 927	154 277	558 220
33	511 932	171 896	585 703
34	518 024	189 587	592 960
35	522 024	219 203	629 368
36	528 225	241 503	635 898
37	554 219	256 027	646 616
38	554 418	266 916	666 701
39	561 890	268 274	
40	562 391	291 610	
41	567 887	310 557	
42	568 130	329 427	
43	571 281	332 974	
44	574 773	357 432	
45	576 048	391 413	
46	579 405	400 065	
47	580 778	404 892	
48	580 808	426 698	
49	580 822	435 616	
50	580 838	446 444	
51	580 841	455 298	
52	580 841	459 443	
53	580 841	465 914	

Malt (grain equivalent)			
week	2019/20	2020/21	2021/22
1	240	134	170
2	405	135	993
3	1 112	139	3 762
4	1 221	271	4 462
5	1 222	285	5 041
6	1 222	551	5 492
7	1 222	551	6 171
8	1 223	574	6 528
9	2 882	642	6 858
10	2 916	777	7 329
11	3 019	845	8 241
12	3 079	872	8 432
13	3 172	3 595	8 753
14	3 205	3 596	9 269
15	3 298	3 597	9 649
16	3 419	3 597	10 101
17	3 573	3 597	10 749
18	3 574	3 618	11 133
19	4 874	3 618	11 342
20	4 913	3 622	11 752
21	5 453	3 622	12 184
22	5 555	3 757	12 651
23	5 678	3 757	12 987
24	5 678	3 825	13 421
25	5 678	3 891	13 840
26	5 736	3 893	14 160
27	12 737	3 893	14 279
28	12 737	3 893	14 304
29	12 763	3 908	14 611
30	12 763	4 249	15 316
31	12 784	4 406	15 935
32	12 784	4 718	16 318
33	12 784	5 097	16 969
34	12 785	5 396	17 489
35	12 853	5 586	17 875
36	12 853	5 933	18 517
37	12 879	9 653	19 031
38	13 037	9 898	19 219
39	13 101	10 101	
40	13 101	10 682	
41	13 102	12 999	
42	13 102	13 229	
43	14 520	13 923	
44	14 521	14 617	
45	14 521	15 008	
46	14 522	16 058	
47	14 654	18 240	
48	14 788	18 996	
49	14 921	19 343	
50	14 922	19 799	
51	14 989	20 410	
52	15 017	21 041	
53	15 152	21 531	



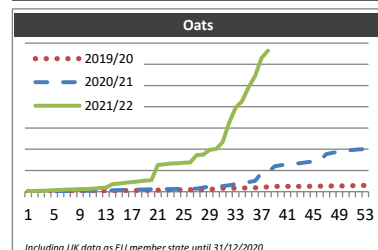
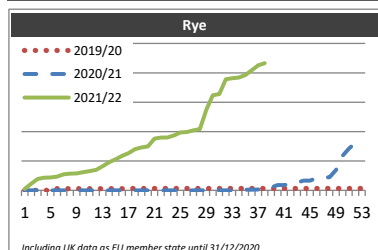
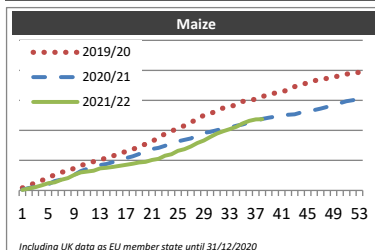
Week 1 to 38 from 01/07/2021 to 20/03/2022

(tonnes)

Maize			
week	2019/20	2020/21	2021/22
1	431 335	124 748	89 745
2	761 493	419 378	320 216
3	1 303 291	595 271	527 425
4	1 679 978	815 972	851 358
5	2 125 234	1 042 931	1 225 198
6	2 624 908	1 560 728	1 369 134
7	3 052 379	1 821 390	1 780 744
8	3 169 060	2 040 073	2 054 240
9	3 696 267	2 599 754	2 597 994
10	4 136 675	3 232 831	3 018 641
11	4 528 292	3 612 176	3 150 156
12	4 793 953	3 829 175	3 292 671
13	4 996 725	4 219 341	3 667 602
14	5 487 629	4 402 520	3 767 048
15	5 763 764	4 727 179	3 922 252
16	6 170 581	4 963 268	4 081 429
17	6 499 208	5 400 173	4 264 565
18	6 842 862	5 666 468	4 431 747
19	7 283 923	6 072 793	4 640 746
20	7 708 646	6 554 661	4 773 203
21	8 142 819	6 901 144	5 088 532
22	8 844 492	7 090 925	5 269 787
23	9 403 428	7 428 158	5 773 154
24	9 873 080	7 771 347	6 024 436
25	10 401 396	8 180 488	6 583 299
26	10 790 672	8 410 770	6 871 996
27	11 365 409	8 655 548	7 335 958
28	11 849 282	9 198 411	7 883 801
29	12 524 377	9 583 852	8 305 069
30	12 789 770	9 753 859	8 908 110
31	13 295 873	10 025 021	9 486 797
32	13 743 524	10 279 446	9 869 158
33	13 902 683	10 464 201	10 217 046
34	14 347 763	10 787 115	10 602 551
35	14 826 244	10 998 605	11 172 797
36	15 008 167	11 352 529	11 604 121
37	15 214 368	11 630 639	11 829 010
38	15 616 247	11 896 864	11 865 397
39	15 952 650	12 104 498	
40	16 223 415	12 297 115	
41	16 449 790	12 449 551	
42	16 732 134	12 606 070	
43	17 293 897	12 680 903	
44	17 667 099	12 993 393	
45	17 893 343	13 253 330	
46	18 286 024	13 370 758	
47	18 491 537	13 639 480	
48	18 666 715	13 892 902	
49	18 895 343	14 160 064	
50	19 069 447	14 540 191	
51	19 346 151	14 871 679	
52	19 592 483	15 043 858	
53	19 654 085	15 223 937	

Rye			
week	2019/20	2020/21	2021/22
1	0	0	2 504
2	0	0	11 290
3	0	0	19 382
4	0	2	21 461
5	0	2	21 881
6	2 981	2	23 302
7	2 981	2	27 394
8	2 981	2	28 393
9	2 981	2	28 669
10	2 981	2	30 732
11	2 981	2	32 614
12	2 981	2	34 909
13	2 981	2	40 888
14	2 981	2	47 936
15	2 981	2	52 713
16	2 981	2	58 662
17	3 026	8	63 352
18	3 092	8	70 083
19	3 092	8	72 886
20	3 092	8	74 587
21	3 092	8	87 861
22	3 192	9	89 678
23	3 192	9	90 016
24	3 214	9	93 388
25	3 214	10	98 463
26	3 214	10	99 016
27	3 214	10	102 064
28	3 236	10	104 357
29	3 236	10	137 577
30	3 236	10	161 836
31	3 236	10	163 911
32	3 239	10	188 952
33	3 239	10	190 715
34	3 240	387	191 916
35	3 240	1 031	196 071
36	3 240	1 031	204 326
37	3 248	1 308	212 668
38	3 248	4 414	216 368
39	3 248	5 094	
40	3 248	9 061	
41	3 248	9 061	
42	3 248	10 486	
43	3 248	13 391	
44	3 248	16 355	
45	3 248	16 355	
46	3 248	21 246	
47	3 248	21 834	
48	3 249	22 332	
49	3 249	34 693	
50	3 249	58 564	
51	3 249	71 186	
52	3 249	80 689	
53	3 249	86 288	

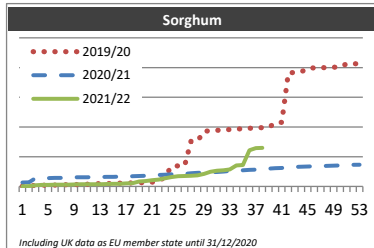
Oats			
week	2019/20	2020/21	2021/22
1	2	0	135
2	113	88	331
3	141	110	415
4	188	154	506
5	215	176	788
6	262	198	876
7	262	220	1 007
8	284	243	1 066
9	307	337	1 211
10	307	404	1 269
11	329	492	1 400
12	351	492	1 694
13	374	541	1 943
14	418	637	3 479
15	462	744	3 792
16	545	821	4 205
17	568	958	4 561
18	610	1 002	4 863
19	654	1 073	5 185
20	677	1 125	5 425
21	707	1 169	12 533
22	770	1 237	12 839
23	792	1 242	13 266
24	876	1 330	13 421
25	943	1 379	13 670
26	943	1 423	13 750
27	944	1 423	17 234
28	944	1 895	17 470
29	1 008	2 404	19 753
30	1 424	2 524	20 098
31	1 600	2 584	23 284
32	1 630	3 035	32 477
33	1 674	3 580	39 625
34	1 746	4 190	42 656
35	1 748	4 526	49 146
36	1 792	5 112	54 541
37	1 849	8 800	62 968
38	2 290	8 999	66 450
39	2 557	12 024	
40	2 557	12 468	
41	2 557	12 815	
42	2 557	13 165	
43	2 558	13 518	
44	2 558	13 909	
45	2 582	14 313	
46	2 604	14 640	
47	2 670	17 770	
48	2 716	18 369	
49	2 738	18 918	
50	2 776	19 297	
51	2 864	19 614	
52	2 909	19 965	
53	2 953	20 046	

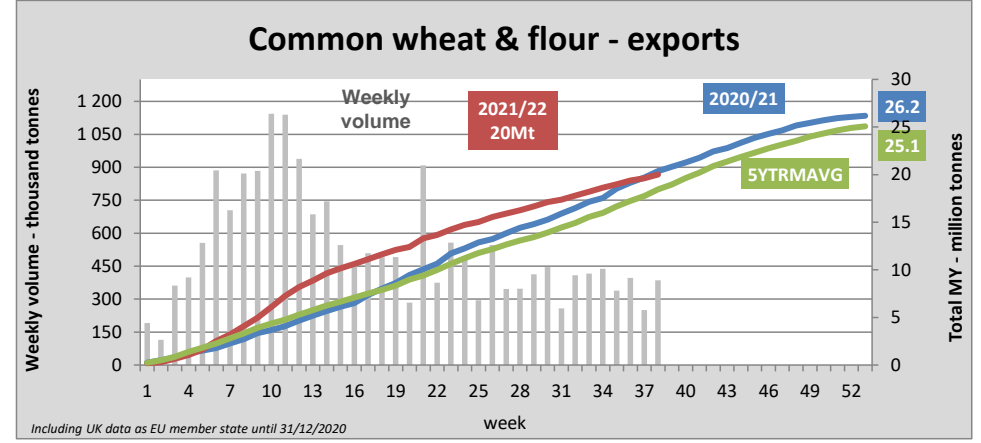
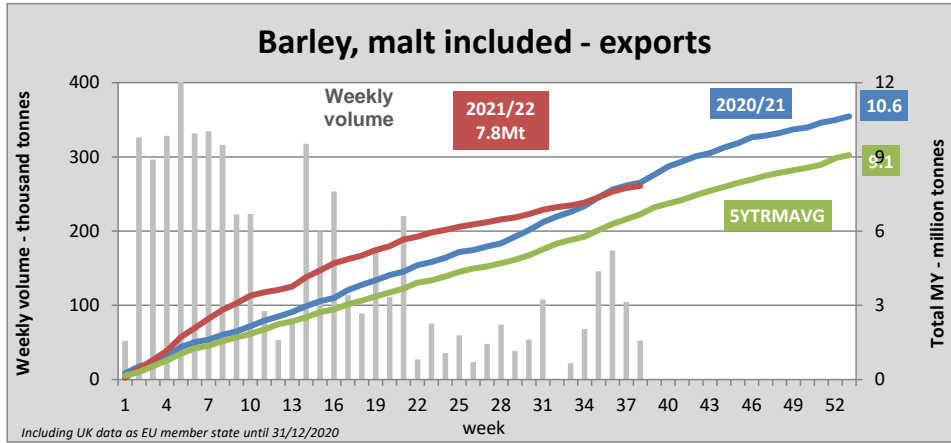
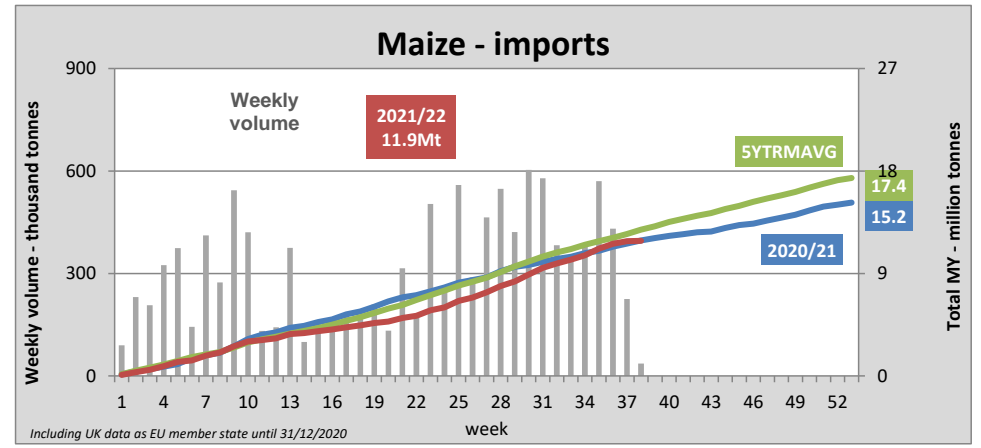
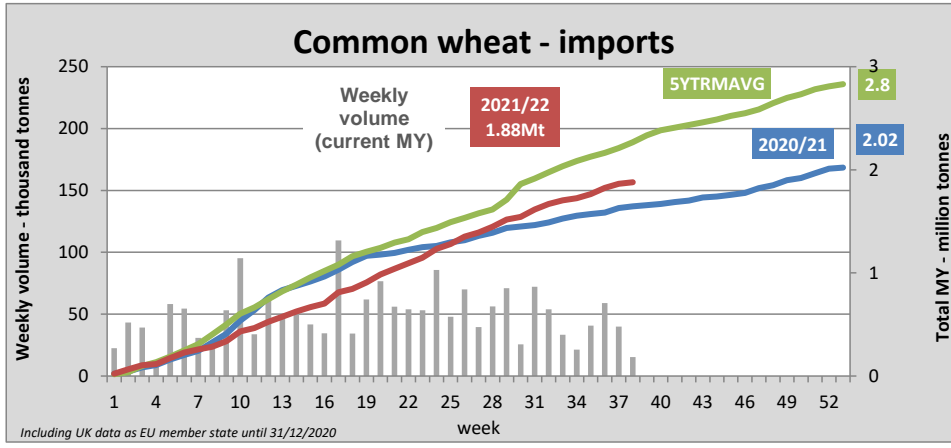


Week 1 to 38 from 01/07/2021 to 20/03/2022

(tonnes)

Sorghum			
week	2019/20	2020/21	2021/22
1	206	2 653	86
2	472	2 727	218
3	583	5 479	820
4	789	5 531	1 044
5	852	5 627	1 126
6	945	5 695	1 188
7	1 052	5 697	1 210
8	1 137	5 721	1 235
9	1 244	6 172	1 361
10	1 354	6 174	1 447
11	1 510	6 243	1 497
12	1 780	6 269	1 498
13	1 850	6 364	1 545
14	1 892	6 387	1 560
15	2 109	6 409	1 723
16	2 262	6 539	1 766
17	2 352	6 629	2 035
18	2 379	6 835	2 213
19	2 473	6 966	3 274
20	2 675	7 168	3 671
21	2 941	7 623	4 117
22	3 203	7 789	4 606
23	6 533	7 926	5 421
24	13 531	8 125	6 310
25	13 828	8 282	6 862
26	13 918	8 461	7 061
27	30 270	8 818	7 198
28	30 485	9 200	7 418
29	37 223	9 365	8 476
30	37 489	9 526	9 907
31	37 775	9 658	10 555
32	38 117	10 077	10 840
33	38 317	10 505	11 369
34	38 649	10 799	14 172
35	38 802	10 903	14 398
36	39 086	11 083	24 362
37	39 327	11 333	25 830
38	39 598	11 618	25 953
39	39 732	12 022	
40	42 902	12 297	
41	43 112	12 411	
42	76 240	12 799	
43	76 819	13 110	
44	77 061	13 327	
45	79 554	13 403	
46	79 736	13 528	
47	79 761	13 750	
48	80 094	13 864	
49	80 226	13 985	
50	80 385	14 117	
51	82 471	14 337	
52	82 566	14 535	
53	82 653	14 602	







## Calendar of Marketing Year weeks

Week	2019/20		2020/21		2021/22	
	Start	End	Start	End	Start	End
1	01-07-2019	07-07-2019	01-07-2020	05-07-2020	01-07-2021	04-07-2021
2	08-07-2019	14-07-2019	06-07-2020	12-07-2020	05-07-2021	11-07-2021
3	15-07-2019	21-07-2019	13-07-2020	19-07-2020	12-07-2021	18-07-2021
4	22-07-2019	28-07-2019	20-07-2020	26-07-2020	19-07-2021	25-07-2021
5	29-07-2019	04-08-2019	27-07-2020	02-08-2020	26-07-2021	01-08-2021
6	05-08-2019	11-08-2019	03-08-2020	09-08-2020	02-08-2021	08-08-2021
7	12-08-2019	18-08-2019	10-08-2020	16-08-2020	09-08-2021	15-08-2021
8	19-08-2019	25-08-2019	17-08-2020	23-08-2020	16-08-2021	22-08-2021
9	26-08-2019	01-09-2019	24-08-2020	30-08-2020	23-08-2021	29-08-2021
10	02-09-2019	08-09-2019	31-08-2020	06-09-2020	30-08-2021	05-09-2021
11	09-09-2019	15-09-2019	07-09-2020	13-09-2020	06-09-2021	12-09-2021
12	16-09-2019	22-09-2019	14-09-2020	20-09-2020	13-09-2021	19-09-2021
13	23-09-2019	29-09-2019	21-09-2020	27-09-2020	20-09-2021	26-09-2021
14	30-09-2019	06-10-2019	28-09-2020	04-10-2020	27-09-2021	03-10-2021
15	07-10-2019	13-10-2019	05-10-2020	11-10-2020	04-10-2021	10-10-2021
16	14-10-2019	20-10-2019	12-10-2020	18-10-2020	11-10-2021	17-10-2021
17	21-10-2019	27-10-2019	19-10-2020	25-10-2020	18-10-2021	24-10-2021
18	28-10-2019	03-11-2019	26-10-2020	01-11-2020	25-10-2021	31-10-2021
19	04-11-2019	10-11-2019	02-11-2020	08-11-2020	01-11-2021	07-11-2021
20	11-11-2019	17-11-2019	09-11-2020	15-11-2020	08-11-2021	14-11-2021
21	18-11-2019	24-11-2019	16-11-2020	22-11-2020	15-11-2021	21-11-2021
22	25-11-2019	01-12-2019	23-11-2020	29-11-2020	22-11-2021	28-11-2021
23	02-12-2019	08-12-2019	30-11-2020	06-12-2020	29-11-2021	05-12-2021
24	09-12-2019	15-12-2019	07-12-2020	13-12-2020	06-12-2021	12-12-2021
25	16-12-2019	22-12-2019	14-12-2020	20-12-2020	13-12-2021	19-12-2021
26	23-12-2019	29-12-2019	21-12-2020	27-12-2020	20-12-2021	26-12-2021
27	30-12-2019	05-01-2020	28-12-2020	03-01-2021	27-12-2021	02-01-2022
28	06-01-2020	12-01-2020	04-01-2021	10-01-2021	03-01-2022	09-01-2022
29	13-01-2020	19-01-2020	11-01-2021	17-01-2021	10-01-2022	16-01-2022
30	20-01-2020	26-01-2020	18-01-2021	24-01-2021	17-01-2022	23-01-2022
31	27-01-2020	02-02-2020	25-01-2021	31-01-2021	24-01-2022	30-01-2022
32	03-02-2020	09-02-2020	01-02-2021	07-02-2021	31-01-2022	06-02-2022
33	10-02-2020	16-02-2020	08-02-2021	14-02-2021	07-02-2022	13-02-2022
34	17-02-2020	23-02-2020	15-02-2021	21-02-2021	14-02-2022	20-02-2022
35	24-02-2020	01-03-2020	22-02-2021	28-02-2021	21-02-2022	27-02-2022
36	02-03-2020	08-03-2020	01-03-2021	07-03-2021	28-02-2022	06-03-2022
37	09-03-2020	15-03-2020	08-03-2021	14-03-2021	07-03-2022	13-03-2022
38	16-03-2020	22-03-2020	15-03-2021	21-03-2021	14-03-2022	20-03-2022
39	23-03-2020	29-03-2020	22-03-2021	28-03-2021	21-03-2022	27-03-2022
40	30-03-2020	05-04-2020	29-03-2021	04-04-2021	28-03-2022	03-04-2022
41	06-04-2020	12-04-2020	05-04-2021	11-04-2021	04-04-2022	10-04-2022
42	13-04-2020	19-04-2020	12-04-2021	18-04-2021	11-04-2022	17-04-2022
43	20-04-2020	26-04-2020	19-04-2021	25-04-2021	18-04-2022	24-04-2022
44	27-04-2020	03-05-2020	26-04-2021	02-05-2021	25-04-2022	01-05-2022
45	04-05-2020	10-05-2020	03-05-2021	09-05-2021	02-05-2022	08-05-2022
46	11-05-2020	17-05-2020	10-05-2021	16-05-2021	09-05-2022	15-05-2022
47	18-05-2020	24-05-2020	17-05-2021	23-05-2021	16-05-2022	22-05-2022
48	25-05-2020	31-05-2020	24-05-2021	30-05-2021	23-05-2022	29-05-2022
49	01-06-2020	07-06-2020	31-05-2021	06-06-2021	30-05-2022	05-06-2022
50	08-06-2020	14-06-2020	07-06-2021	13-06-2021	06-06-2022	12-06-2022
51	15-06-2020	21-06-2020	14-06-2021	20-06-2021	13-06-2022	19-06-2022
52	22-06-2020	28-06-2020	21-06-2021	27-06-2021	20-06-2022	26-06-2022
53	29-06-2020	30-06-2020	28-06-2021	30-06-2021	27-06-2022	30-06-2022