

Trade monitoring through customs surveillance data

The TAXUD surveillance system ("customs surveillance") records and centralizes all trade data (import and exports) directly from the national customs authorities on a daily basis. For each transaction, the stored data contain the information available on the Single Administrative Document (SAD), including the volume and origin of the consignment.

As surveillance system does not include intra-trade data, the UK data as EU partner can't be displayed before 1/1/2021. The data as of 1/1/2021 is therefore not comparable with the data until 31/12/2020.

According to Art.55(2) of Commission Implementing Regulation (EU) 2015/2447, the customs authorities shall provide the Commission at least once a week with data on customs declarations for the goods that have been made subject to surveillance at release for free circulation or at export.

The "customs surveillance" data provide actual and prompt information about the trade (import/export) transaction in terms of volume and origin or destination. The European Commission aims to improve data quality and provide as recent and accurate information as possible. However, Surveillance data are created on the basis of declarations that may be modified, corrected or deleted. Additionally, the legal basis (Regulation (EU) 2015/2447) allows that on specific occasions declaration data may be forwarded with a delay. Therefore, it cannot be guaranteed that information provided is free of errors or that it will not be amended. The European Commission accepts no responsibility with regard to such problems incurred as a result of using these data.

* The United Kingdom is no longer a Member State of the European Union, however until the end of the transition period it was still a part of the EU Customs Union. Due to the absence of intra-trade data in the surveillance system, the totals of the EU trade data therefore also include the UK data until 31/12/2020. The data as of 1/1/2021 is therefore not comparable with the data until 31/12/2020.

Note: Since 6th November 2016 the export and import licenses are no longer required for the major part of the trade in cereals in application of Regulations (EU) 2016/1237 and 2016/1239 of 18 May 2016.

Publication of data

This report is published on a weekly basis. In case of a technical issue or another constraint causing delay of the publication, please note that the next upload will be done in the coming days at 12h or 16h.

The data are expressed in quantity of the product itself, unless otherwise stated
Below the specifications of the products included in the report

Product	CN code	Conversion factor grain equivalent
Common wheat	1001 99 00	
Common wheat flour (grain equiv.)	1101 00 15	1.37
Durum wheat	1001 19 00	
Durum wheat meal (grain equiv.)	1103 11 10	1.5
Barley	1003 90 00	
Malt (Barley equiv.)	1107 10 91, 1107 10 99	1.27
Maize	1005 90 00	
Rye	1002 90 00	
Oats	1004 90 00	
Sorghum	1007 90 00	
Residues of starch manufacture	2303 10 19	
Maize gluten feed	2309 90 20	
Brewing and distilling dregs and waste	2303 30 00	
Citrus pulp residues	2308 00 40 TARIC_ex 10	

- XI refers to Northern Ireland
- data on malt expressed in barley equivalent are included;
- data on wheat flour and durum wheat meal are expressed only in grain equivalent
- the weekly reference period is from Monday to Sunday

Exports and imports

Situation at 04/04/2022

Cumul of weeks 1 to 40

<i>Customs Surveillance</i> (tonnes)	EU*		EU + UK		EU + UK	
	01/07/2021 - 03/04/2022		01/07/2020 - 04/04/2021		01/07/2019 - 05/04/2020	
	Export	Import	Export	Import	Export	Import
Common wheat	20 078 092	1 932 158	20 934 782	1 668 276	26 331 024	1 677 376
Common wheat flour (grain equivalent)	409 823	183 521	342 728	63 649	446 583	21 450
Durum wheat	726 613	1 066 936	332 762	2 001 370	786 178	1 468 894
Durum wheat meal (grain equivalent)	164 145	3 783	180 599	2 077	180 500	1 094
Total Wheat	21 378 672	3 186 398	21 790 871	3 735 373	27 744 285	3 168 815
Barley	5 903 837	702 543	6 223 987	291 610	5 957 895	562 391
Malt (grain equivalent)	2 269 896	20 027	2 380 266	10 682	2 162 293	13 101
Maize	4 646 656	12 221 803	1 948 645	12 297 115	4 108 919	16 223 415
Rye	138 689	216 880	142 678	9 061	209 550	3 248
Oats	117 979	79 148	77 289	12 468	152 057	2 557
Sorghum	8 787	27 199	3 314	12 297	1 536	42 902
Total Coarse grains	13 085 844	13 267 599	10 776 180	12 633 233	12 592 250	16 847 613
General Total	34 464 516	16 453 997	32 567 051	16 368 606	40 336 534	20 016 428

* The United Kingdom is no longer a Member State of the European Union, however until the end of the transition period it was still a part of the EU Customs Union. Due to the absence of intra-trade data in the surveillance system, the totals of the EU trade data therefore also include the UK data until 31/12/2020. The data as of 1/1/2021 is therefore not comparable with the data until 31/12/2020.

Week 1 to 40 from 01/07/2021 to 03/04/2022

Summary

Import (tonnes)	Common wheat	Common wheat flour (grain equivalent)	Durum wheat	Durum wheat meal (grain equivalent)	Barley	Malt (grain equivalent)	Maize	Rye	Oats	Sorghum
BE	8 334	957	110 737	280	129 744	400	453 440		21 513	2 583
BG	236	184		4	252		8 486		198	1 240
CZ	43	17		43	20	361	483			66
DK	3 605	58	1	4	8	237	2 682		60	14
DE	3 061	1 951	30	309	19 556	1 058	38 602	2 693	23 750	993
EE		4				745	1 447			
IE	69 546	116 012	5	40	79 793	1 037	690 426	4 266	7	33
EL	322 936	471		17	12 026	4 162	200 327		140	878
ES	350 710	434	111 006	1 867	135 236	2 357	4 879 844	108 214	14 651	8 859
FR	197	9 886	44	523	3	1 877	3 697		17	16
HR	37 693	5 484		2	12 522	18	20 943	499		
IT	655 071	1 376	805 325	131	9 939	935	1 121 667		399	5 274
CY	17 684	88		3	44		98 906		13	
LV	89	18	29 098	2		49	139 966	46 937		
LT	1 510	1				90	94 373	14 284		
LU										
HU		52	65			40	206 771		286	313
MT	9 752	153					42		16	1
NL	99 282	7 714	2 943	452	141 819	793	2 264 297	154	15 461	299
AT	8 012	77		8		6	115 627		44	
PL	3 077	635	7 046	5	3 108	47	152 018	38 511	1 923	6 263
PT	36 994	489			106 376		1 152 378			236
RO	24 785	4 525		5	6 543	2 256	72 844	267	23	92
SI	269 385	658	604	3	7 195	259	304 575	1 053		
SK		43			477	1 432	462			
FI	100	190			3	81	8 178			
SE	10	1 289	31	61	12 710	1 593	1 302	2	195	2
XI	10 044	30 755	1	25	25 170	193	188 018		450	36
EU*	1 932 158	183 521	1 066 936	3 783	702 543	20 027	12 221 803	216 880	79 148	27 199

* The United Kingdom is no longer a Member State of the European Union, however until the end of the transition period it was still a part of the EU Customs Union. Due to the absence of intra-trade data in the surveillance system, the totals of the EU trade data therefore also include the UK data until 31/12/2020. The data as of 1/1/2021 is therefore not comparable with the data until 31/12/2020.

Top 5 import origins* - (update of 04 avr 2022)

Common wheat				
Origin	MY 2021/22		MY 2020/21	
	tonnes	share	tonnes	share
Russia	404 162	20.9%	261 994	15.7%
Ukraine	328 581	17.0%	603 573	36.2%
Serbia	312 391	16.2%	112 644	6.8%
United Kingdom	255 580	13.2%	3 196	0.2%
Moldova	177 037	9.2%	13 315	0.8%

Common wheat flour (grain equivalent)				
Origin	MY 2021/22		MY 2020/21	
	tonnes	share	tonnes	share
United Kingdom	158 809	86.5%	42 328	66.5%
Serbia	5 861	3.2%	2 956	4.6%
Mauritius	5 407	2.9%	6 204	9.7%
Moldova	4 477	2.4%	1 507	2.4%
India	4 191	2.3%	6 724	10.6%

Durum wheat				
Origin	MY 2021/22		MY 2020/21	
	tonnes	share	tonnes	share
Canada	562 537	52.7%	1 473 979	73.6%
Australia	186 495	17.5%	41	0.0%
United States of America	97 079	9.1%	370 567	18.5%
Kazakhstan	80 118	7.5%	37 020	1.8%

Durum wheat meal (grain equivalent)				
Origin	MY 2021/22		MY 2020/21	
	tonnes	share	tonnes	share
Egypt	1 728	45.7%	5	0.3%
Turkey	452	11.9%	464	22.3%
Morocco	445	11.8%	890	42.8%
India	319	8.4%	285	13.7%
United Kingdom	237	6.3%	77	3.7%

Barley				
Origin	MY 2021/22		MY 2020/21	
	tonnes	share	tonnes	share
United Kingdom	580 565	82.6%	204 967	70.3%
Ukraine	79 476	11.3%	39 784	13.6%
Serbia	23 010	3.3%	21 311	7.3%

Malt (grain equivalent)				
Origin	MY 2021/22		MY 2020/21	
	tonnes	share	tonnes	share
United Kingdom	12 080	60.3%	5 283	49.5%
Serbia	6 348	31.7%	4 150	38.9%
Ukraine	1 257	6.3%	0	0.0%

Maize				
Origin	MY 2021/22		MY 2020/21	
	tonnes	share	tonnes	share
Ukraine	6 693 540	54.8%	5 098 192	41.5%
Brazil	3 309 554	27.1%	4 495 050	36.6%
Canada	648 076	5.3%	715 281	5.8%
Serbia	623 200	5.1%	1 330 168	10.8%
Russia	370 554	3.0%	257 937	2.1%

Rye				
Origin	MY 2021/22		MY 2020/21	
	tonnes	share	tonnes	share
Ukraine	117 961	54.4%	6	0.1%
Russia	85 290	39.3%	-----	-----

Oats				
Origin	MY 2021/22		MY 2020/21	
	tonnes	share	tonnes	share
United Kingdom	70 439	89.0%	9 936	79.7%
Russia	5 086.3	6.4%	-----	-----

Sorghum				
Origin	MY 2021/22		MY 2020/21	
	tonnes	share	tonnes	share
Ukraine	13 250	48.7%	8 481	69.0%
Russia	9 587	35.2%	2 272	18.5%
Sudan	1 930	7.1%	722	5.9%

* The United Kingdom is no longer a Member State of the European Union, however until the end of the transition period it was still a part of the EU Customs Union. Due to the absence of intra-trade data in the surveillance system, the totals of the EU trade data therefore also include the UK data until 31/12/2020. The data as of 1/1/2021 is therefore not comparable with the data until 31/12/2020.

Week 1 to 40 from 01/07/2021 to 03/04/2022

Summary

Export (tonnes)	Common wheat	Common wheat flour (grain equivalent)	Durum wheat	Durum wheat meal (grain equivalent)	Barley	Malt (grain equivalent)	Maize	Rye	Oats	Sorghum
BE	1 039	10 921	20 044	1 941	503	768 049	57		31	1
BG	1 661 289	186			124 669	45	337 968			546
CZ	8 384	326			1 930	26 288	5	47	5 562	
DK	56 767	1 721	8 703	4	93 991	102 952	291	1	8	
DE	2 839 171	26 627	629	1 189	1 037 469	431 199	26 412	130 559	11 699	9
EE	300 618	320	51 216		62 234	850	159		18 296	
IE	1	37			3	1 453				
EL	525	12 558	146 327	2 116	66	4 026	4 915	152		
ES	46	2 876	198 975	47 723	12 104	36 008	39 505	6	11 517	
FR	5 938 100	55 956	37 264	57 887	2 601 945	401 836	360 355	26	8 924	6 866
HR	71 154	14 150	1 019	36	3 754	27 661	4 601		2 035	
IT	2 021	111 022	225 450	46 547	77	52	2 464	1	326	
CY	1									
LV	1 266 379	18 136	123	483	88 216	231	13 404	1 225	4 977	
LT	1 289 079	7 096		27	139 948	18 255	8	70	628	
LU				1						
HU	154 643	5 016	258	2 654	11 994	533	21 576	882	998	1 249
MT										
NL	184	84 599	26 235	103	8	230 928	10 318	19	268	91
AT	57 029	6 071	7 053	3 227	2 621	4 941	1 233	781	2 420	
PL	982 107	21 155	6	62	36 147	78 830	233 695	2 120	2 200	24
PT		19 228		6	43	13 697	1 677		3	
RO	5 331 974	3 811		101	1 684 659	1 853	3 587 690		449	
SI	5 142	5 646		38		44	39			
SK	10 139	15	3 026		1 355	53	26		51	
FI		1 401			1	20 205		325	4 166	
SE	102 301	945	286	1	100	99 905	257	2 473	43 418	
XI										
EU*	20 078 092	409 823	726 613	164 145	5 903 837	2 269 896	4 646 656	138 689	117 979	8 787

* The United Kingdom is no longer a Member State of the European Union, however until the end of the transition period it was still a part of the EU Customs Union. Due to the absence of intra-trade data in the surveillance system, the totals of the EU trade data therefore also include the UK data until 31/12/2020. The data as of 1/1/2021 is therefore not comparable with the data until 31/12/2020.

Top 5 export destinations* - (update of 04 avr 2022)

Common wheat				
Destination	MY 2021/22		MY 2020/21	
	tonnes	share	tonnes	share
Algeria	2 963 762	14.8%	4 641 643	22.2%
Egypt	2 080 777	10.4%	445 120	2.1%
China	2 043 491	10.2%	1 767 310	8.4%
Nigeria	1 580 487	7.9%	1 858 314	8.9%
Morocco	867 630	4.3%	1 996 239	9.5%

Common wheat flour (grain equivalent)				
Destination	MY 2021/22		MY 2020/21	
	tonnes	share	tonnes	share
United Kingdom	74 878	18.3%	17 384	5.1%
United States of America	31 363	7.7%	28 116	8.2%
Guinea-Bissau	22 828	5.6%	27 584	8.0%
Thailand	20 321	5.0%	21 160	6.2%
Sierra Leone	14 425	3.5%	19 302	5.6%

Durum wheat				
Destination	MY 2021/22		MY 2020/21	
	tonnes	share	tonnes	share
Tunisia	248 362	34.2%	118 784	35.7%
Algeria	156 223	21.5%	25 552	7.7%
Turkey	64 799	8.9%	65 722	19.8%
Nigeria	49 947	6.9%	-----	-----

Durum wheat meal (grain equivalent)				
Destination	MY 2021/22		MY 2020/21	
	tonnes	share	tonnes	share
Ivory Coast	59 348	36.2%	48 541	26.9%
Saudi Arabia	21 884	13.3%	38 247	21.2%
Mali	17 211	10.5%	22 812	12.6%
United Kingdom	16 837	10.3%	5 069	2.8%
Senegal	8 004	4.9%	15 730	8.7%

Barley				
Destination	MY 2021/22		MY 2020/21	
	tonnes	share	tonnes	share
China	2 220 198	37.6%	2 407 031	38.7%
Turkey	516 921	8.8%	128 927	2.1%
Algeria	514 701	8.7%	528 823	8.5%
Saudi Arabia	505 635	8.6%	1 216 168	19.5%
Jordan	412 132	7.0%	129 464	2.1%

Malt (grain equivalent)				
Destination	MY 2021/22		MY 2020/21	
	tonnes	share	tonnes	share
Brazil	211 724	9.3%	388 968	16.3%
Nigeria	153 511	6.8%	182 627	7.7%
Japan	146 401	6.4%	124 798	5.2%
Mexico	119 216	5.3%	60 504	2.5%
South Africa	100 204	4.4%	78 977	3.3%

Maize				
Destination	MY 2021/22		MY 2020/21	
	tonnes	share	tonnes	share
Iran (Islamic Republic of)	1 254 831	27.0%	312 602	16.0%
Egypt	863 142	18.6%	81 858	4.2%
United Kingdom	538 425	11.6%	130 510	6.7%
Korea (Republic of)	464 631	10.0%	158 225	8.1%
Turkey	367 168	7.9%	178 630	9.2%

Rye				
Destination	MY 2021/22		MY 2020/21	
	tonnes	share	tonnes	share
United States of America	121 001	87.2%	99 002	69.4%
Japan	8 988	6.5%	17 301	12.1%
Norway	4 226	3.0%	6 849	4.8%

Oats				
Destination	MY 2021/22		MY 2020/21	
	tonnes	share	tonnes	share
United States of America	59 190	50.2%	5 335	6.9%
Switzerland	32 748	27.8%	39 736	51.4%
Algeria	11 305	9.6%	14 743	19.1%
Norway	9 520	8.1%	7 087	9.2%
Bosnia and Herzegovina	1 678	1.4%	1 741	2.3%

Sorghum				
Destination	MY 2021/22		MY 2020/21	
	tonnes	share	tonnes	share
United Kingdom	7 179.0	81.7%	2 244	67.7%
Serbia	1 249	14.2%	343	10.4%
Jordan	249.8	2.8%	548	16.5%

* The United Kingdom is no longer a Member State of the European Union, however until the end of the transition period it was still a part of the EU Customs Union. Due to the absence of intra-trade data in the surveillance system, the totals of the EU trade data therefore also include the UK data until 31/12/2020. The data as of 1/1/2021 is therefore not comparable with the data until 31/12/2020.

Week 1 to 40 from 01/07/2021 to 03/04/2022

Résumé / Summary

Import (tonnes)	Residues of starch manufacture CN 2303 10 19	Maize gluten feed CN 2309 90 20	Brewing and distilling dregs and waste CN 23033000	Citrus pulp residues CN 2308 00 40 TARIC_ext 10	Total
BE		317	4	3 263	3 585
BG		2	3 073		3 075
CZ			462	4 109	4 571
DK	2 909	5	2 713	16 769	22 395
DE	39	4	2 734	25 763	28 540
EE			131		131
IE	106	223 287	402 635	1	626 030
EL		49	574		623
ES		2	172 947		172 949
FR		2	410	5 761	6 172
HR			667		667
IT			2 621	1 800	4 421
CY					
LV			2 615		2 615
LT			7 648		7 648
LU					
HU			1 245		1 245
MT					
NL	1 237	42		37 721	39 000
AT					
PL		7	6 756	2 797	9 560
PT		6 948	49 262		56 210
RO			934		934
SI					
SK			455		455
FI		17	2 334		2 351
SE		26			26
XI		33 057	40 102		73 159
EU*	4 292	263 766	700 322	97 983	1 066 363

* The United Kingdom is no longer a Member State of the European Union, however until the end of the transition period it was still a part of the EU Customs Union. Due to the absence of intra-trade data in the surveillance system, the totals of the EU trade data therefore also include the UK data until 31/12/2020. The data as of 1/1/2021 is therefore not comparable with the data until 31/12/2020.

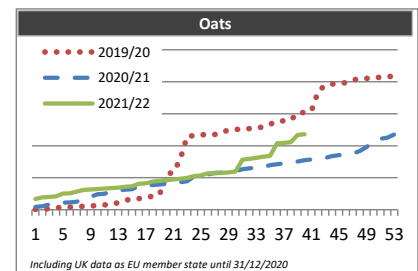
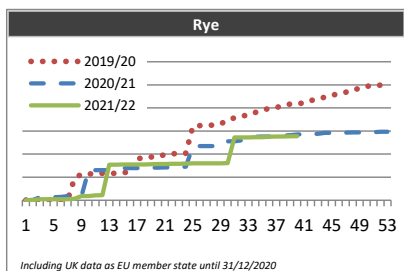
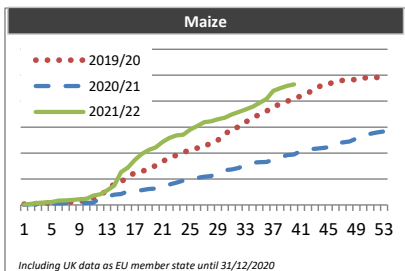
Week 1 to 40 from 01/07/2021 to 03/04/2022

(tonnes)

Maize			
week	2019/20	2020/21	2021/22
1	32 545	1 338	13 301
2	46 352	27 536	40 676
3	52 472	30 132	83 212
4	66 400	37 912	95 311
5	86 002	56 341	117 486
6	97 673	60 801	164 685
7	102 782	68 203	177 146
8	111 913	71 563	194 822
9	125 739	78 596	215 535
10	181 768	82 465	240 486
11	262 627	86 507	359 486
12	377 070	267 949	414 810
13	573 257	327 659	557 232
14	804 507	398 603	741 444
15	890 335	417 643	1 259 380
16	1 078 162	524 491	1 443 941
17	1 240 987	544 578	1 731 275
18	1 299 197	567 124	1 961 379
19	1 377 297	618 197	2 116 416
20	1 513 237	633 825	2 217 793
21	1 678 507	748 697	2 430 972
22	1 804 041	785 454	2 588 310
23	1 914 718	859 704	2 678 651
24	2 031 525	939 660	2 706 793
25	2 112 346	1 027 907	2 911 926
26	2 190 722	1 044 197	3 040 899
27	2 229 617	1 085 492	3 186 559
28	2 411 901	1 116 662	3 226 078
29	2 492 707	1 252 223	3 301 951
30	2 705 260	1 336 780	3 365 203
31	2 958 117	1 368 460	3 486 775
32	2 995 488	1 426 397	3 584 784
33	3 186 443	1 553 269	3 677 092
34	3 372 441	1 626 269	3 780 593
35	3 473 942	1 645 253	3 936 686
36	3 611 099	1 653 268	4 084 552
37	3 814 310	1 747 122	4 393 796
38	3 873 774	1 838 302	4 502 215
39	3 994 046	1 917 103	4 586 209
40	4 108 919	1 948 645	4 646 656
41	4 197 266	2 082 834	
42	4 316 749	2 149 467	
43	4 455 334	2 163 180	
44	4 614 471	2 186 361	
45	4 673 252	2 224 204	
46	4 748 726	2 392 953	
47	4 804 469	2 407 790	
48	4 818 677	2 443 208	
49	4 835 577	2 554 326	
50	4 896 665	2 637 143	
51	4 905 451	2 746 290	
52	4 910 394	2 796 674	
53	4 939 131	2 833 181	

Rye			
week	2019/20	2020/21	2021/22
1	497	202	0
2	628	546	41
3	631	6 199	2 248
4	631	6 306	2 249
5	671	6 813	2 327
6	748	6 924	2 357
7	843	9 063	2 443
8	47 071	9 214	2 949
9	56 750	9 286	9 195
10	56 869	64 603	9 241
11	57 988	65 212	10 498
12	58 120	65 389	10 875
13	58 160	65 440	77 097
14	58 273	69 657	77 207
15	60 267	69 657	77 489
16	60 267	69 755	77 515
17	90 675	69 806	77 590
18	90 886	70 428	77 672
19	93 835	70 497	77 958
20	94 428	70 549	78 308
21	99 097	70 952	78 544
22	100 744	71 230	78 835
23	101 052	72 191	79 100
24	101 812	72 637	79 730
25	160 351	117 104	79 983
26	161 493	117 222	79 983
27	162 592	117 222	79 983
28	162 593	117 310	80 011
29	165 178	117 407	80 035
30	174 148	127 513	80 271
31	178 443	127 613	135 917
32	182 680	129 889	136 017
33	183 973	137 620	136 198
34	190 035	137 644	136 591
35	195 599	137 907	136 812
36	198 803	138 130	137 783
37	201 312	138 528	137 912
38	204 540	140 231	138 238
39	208 552	140 859	138 663
40	209 550	142 678	138 689
41	210 624	142 915	
42	216 194	143 680	
43	218 445	144 013	
44	223 927	145 734	
45	227 061	146 197	
46	231 338	146 459	
47	233 930	146 513	
48	240 345	147 043	
49	241 682	147 102	
50	246 769	147 130	
51	248 490	147 340	
52	249 128	148 402	
53	252 487	148 432	

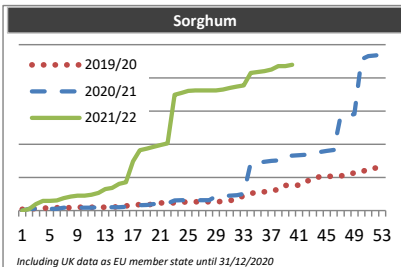
Oats			
week	2019/20	2020/21	2021/22
1	303	4 443	16 792
2	930	5 175	19 062
3	1 418	8 319	20 079
4	3 129	10 274	20 925
5	3 685	10 893	25 098
6	3 968	11 455	25 559
7	4 564	12 539	28 484
8	5 315	18 233	31 038
9	5 865	20 115	31 660
10	6 666	24 001	32 217
11	7 499	24 964	32 949
12	8 192	28 370	33 724
13	10 856	30 245	34 482
14	14 515	31 204	35 796
15	16 797	31 907	36 439
16	17 487	36 852	40 429
17	18 235	37 537	41 388
18	21 508	38 723	44 133
19	23 787	39 482	44 978
20	55 844	40 443	46 054
21	58 386	42 058	47 381
22	79 070	43 067	48 340
23	114 828	44 332	49 660
24	115 819	52 574	52 755
25	117 167	54 624	53 774
26	117 343	54 945	56 765
27	117 534	57 508	56 941
28	120 899	57 886	57 512
29	124 593	59 431	58 335
30	125 256	60 536	59 831
31	126 001	63 298	78 183
32	126 774	64 623	79 645
33	127 889	65 784	81 155
34	129 202	66 881	82 796
35	133 745	69 754	84 084
36	138 019	71 088	103 621
37	138 831	72 543	104 495
38	139 815	74 516	105 552
39	151 303	75 449	116 835
40	152 057	77 289	117 979
41	154 497	78 590	
42	185 388	79 937	
43	194 509	81 059	
44	196 583	83 901	
45	197 590	85 230	
46	198 687	86 351	
47	202 875	87 690	
48	204 762	91 792	
49	205 424	98 166	
50	206 121	108 227	
51	207 210	110 780	
52	208 127	112 677	
53	208 293	117 583	



Week 1 to 40 from 01/07/2021 to 03/04/2022

(tonnes)

Sorghum			
week	2019/20	2020/21	2021/22
1	75	0	0
2	100	99	85
3	124	99	392
4	150	99	584
5	152	100	587
6	173	101	611
7	173	177	743
8	173	177	847
9	194	177	902
10	197	177	902
11	197	177	960
12	197	202	1 070
13	199	204	1 292
14	199	204	1 366
15	244	204	1 610
16	285	228	1 706
17	309	258	2 961
18	360	329	3 636
19	360	331	3 736
20	361	388	3 840
21	456	388	3 948
22	456	439	4 048
23	458	613	6 985
24	503	624	7 085
25	529	624	7 214
26	529	624	7 241
27	529	624	7 241
28	530	624	7 243
29	530	851	7 243
30	556	880	7 297
31	608	903	7 395
32	654	931	7 479
33	907	1 014	7 546
34	1 027	2 885	8 302
35	1 127	2 886	8 349
36	1 127	2 939	8 401
37	1 247	2 997	8 507
38	1 247	3 023	8 709
39	1 511	3 314	8 710
40	1 536	3 314	8 787
41	1 536	3 340	
42	1 796	3 368	
43	1 820	3 500	
44	2 059	3 536	
45	2 059	3 597	
46	2 063	3 653	
47	2 088	5 678	
48	2 137	5 706	
49	2 281	5 811	
50	2 306	9 121	
51	2 524	9 306	
52	2 562	9 357	
53	2 562	9 405	



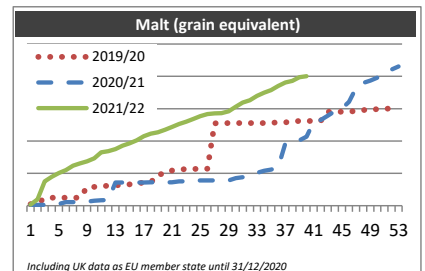
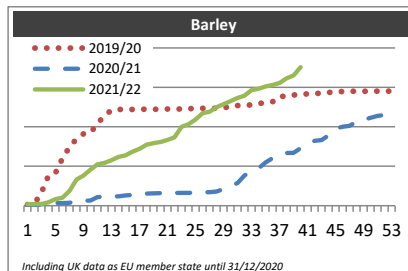
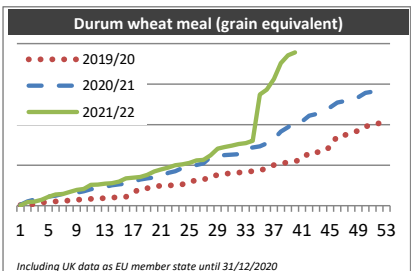
Week 1 to 40 from 01/07/2021 to 03/04/2022

(tonnes)

Durum wheat meal (grain equivalent)			
week	2019/20	2020/21	2021/22
1	17	21	8
2	22	108	89
3	36	150	99
4	75	194	144
5	95	223	220
6	106	247	275
7	106	294	289
8	134	312	339
9	144	321	392
10	158	353	413
11	169	410	514
12	178	432	521
13	187	465	541
14	199	502	556
15	214	528	597
16	222	542	672
17	318	597	689
18	424	647	709
19	429	673	760
20	475	698	846
21	491	728	897
22	497	813	942
23	510	848	1 000
24	529	930	1 023
25	606	985	1 056
26	618	1 007	1 117
27	636	1 043	1 130
28	734	1 198	1 244
29	756	1 225	1 408
30	786	1 247	1 450
31	797	1 259	1 481
32	814	1 273	1 520
33	842	1 414	1 544
34	848	1 435	1 603
35	874	1 467	2 745
36	922	1 539	2 865
37	1 007	1 644	3 125
38	1 039	1 829	3 519
39	1 073	1 938	3 710
40	1 094	2 077	3 783
41	1 147	2 081	
42	1 312	2 223	
43	1 317	2 259	
44	1 336	2 337	
45	1 451	2 425	
46	1 721	2 547	
47	1 739	2 581	
48	1 794	2 647	
49	1 849	2 674	
50	1 962	2 787	
51	1 978	2 811	
52	2 039	2 835	
53	2 048	2 870	

Barley			
week	2019/20	2020/21	2021/22
1	5 495	15	7 590
2	11 034	1 736	8 127
3	66 804	6 899	8 833
4	151 795	6 902	16 769
5	167 048	13 520	32 972
6	240 193	13 722	40 018
7	298 686	14 445	75 416
8	338 676	24 701	133 268
9	364 018	25 509	152 668
10	370 412	26 468	183 106
11	416 796	44 307	210 363
12	456 839	45 208	216 485
13	484 584	46 951	231 277
14	487 744	47 223	246 784
15	487 929	52 559	255 467
16	488 381	54 429	274 409
17	488 773	54 429	287 725
18	488 774	61 714	308 988
19	489 027	63 015	316 836
20	489 027	64 307	323 290
21	490 205	64 413	333 536
22	490 205	64 592	346 525
23	490 872	64 716	400 742
24	490 936	65 502	413 476
25	493 575	66 521	436 328
26	493 575	68 056	469 289
27	493 631	68 323	476 267
28	493 875	72 261	499 445
29	494 151	84 510	514 879
30	506 261	99 450	529 945
31	507 913	114 874	546 508
32	508 927	154 277	558 220
33	511 932	171 896	585 703
34	518 024	189 587	592 960
35	522 024	219 203	604 765
36	528 225	241 503	611 295
37	554 219	256 027	622 134
38	554 418	266 916	645 882
39	561 890	268 274	660 463
40	562 391	291 610	702 543
41	567 887	310 557	
42	568 130	329 427	
43	571 281	332 974	
44	574 773	357 432	
45	576 048	391 413	
46	579 405	400 065	
47	580 778	404 892	
48	580 808	426 698	
49	580 822	435 616	
50	580 838	446 444	
51	580 841	455 298	
52	580 841	459 443	
53	580 841	465 914	

Malt (grain equivalent)			
week	2019/20	2020/21	2021/22
1	240	134	170
2	405	135	993
3	1 112	139	3 762
4	1 221	271	4 462
5	1 222	285	5 041
6	1 222	551	5 492
7	1 222	551	6 171
8	1 223	574	6 528
9	2 882	642	6 858
10	2 916	777	7 329
11	3 019	845	8 241
12	3 079	872	8 432
13	3 172	3 595	8 753
14	3 205	3 596	9 269
15	3 298	3 597	9 649
16	3 419	3 597	10 101
17	3 573	3 597	10 749
18	3 574	3 618	11 133
19	4 874	3 618	11 342
20	4 913	3 622	11 752
21	5 453	3 622	12 184
22	5 555	3 757	12 651
23	5 678	3 757	12 987
24	5 678	3 825	13 421
25	5 678	3 891	13 840
26	5 736	3 893	14 160
27	12 737	3 893	14 279
28	12 737	3 893	14 304
29	12 763	3 908	14 611
30	12 763	4 249	15 316
31	12 784	4 406	15 935
32	12 784	4 718	16 318
33	12 784	5 097	16 969
34	12 785	5 396	17 489
35	12 853	5 586	17 875
36	12 853	5 933	18 517
37	12 879	9 653	19 057
38	13 037	9 898	19 308
39	13 101	10 101	19 877
40	13 101	10 682	20 027
41	13 102	12 999	
42	13 102	13 229	
43	14 520	13 923	
44	14 521	14 617	
45	14 521	15 008	
46	14 522	16 058	
47	14 654	18 240	
48	14 788	18 996	
49	14 921	19 343	
50	14 922	19 799	
51	14 989	20 410	
52	15 017	21 041	
53	15 152	21 531	



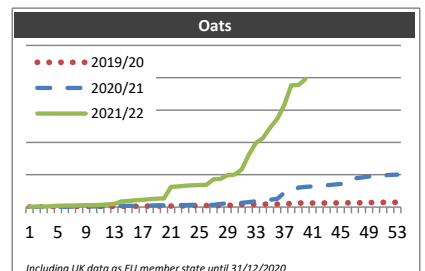
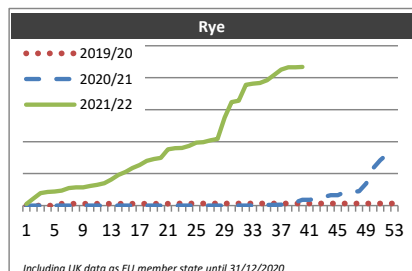
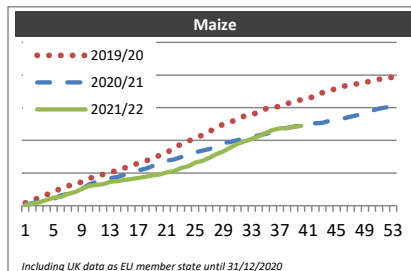
Week 1 to 40 from 01/07/2021 to 03/04/2022

(tonnes)

Maize			
week	2019/20	2020/21	2021/22
1	431 335	124 748	89 745
2	761 493	419 378	320 216
3	1 303 291	595 271	527 425
4	1 679 978	815 972	851 358
5	2 125 234	1 042 931	1 225 198
6	2 624 908	1 560 728	1 369 134
7	3 052 379	1 821 390	1 780 744
8	3 169 060	2 040 073	2 054 240
9	3 696 267	2 599 754	2 597 994
10	4 136 675	3 232 831	3 018 641
11	4 528 292	3 612 176	3 150 156
12	4 793 953	3 829 175	3 292 671
13	4 996 725	4 219 341	3 667 602
14	5 487 629	4 402 520	3 767 048
15	5 763 764	4 727 179	3 922 252
16	6 170 581	4 963 268	4 081 430
17	6 499 208	5 400 173	4 264 573
18	6 842 862	5 666 468	4 431 755
19	7 283 923	6 072 793	4 640 754
20	7 708 646	6 554 661	4 773 211
21	8 142 819	6 901 144	5 088 540
22	8 844 492	7 090 925	5 269 795
23	9 403 428	7 428 158	5 773 162
24	9 873 080	7 771 347	6 024 444
25	10 401 396	8 180 488	6 583 307
26	10 790 672	8 410 770	6 872 004
27	11 365 409	8 655 548	7 335 966
28	11 849 282	9 198 411	7 883 809
29	12 524 377	9 583 852	8 305 077
30	12 789 770	9 753 859	8 908 118
31	13 295 873	10 025 021	9 486 805
32	13 743 524	10 279 446	9 869 166
33	13 902 683	10 464 201	10 217 054
34	14 347 763	10 787 115	10 602 559
35	14 826 244	10 998 605	11 172 649
36	15 008 167	11 352 529	11 603 751
37	15 214 368	11 630 639	11 829 987
38	15 616 247	11 896 864	11 894 869
39	15 952 650	12 104 498	12 061 208
40	16 223 415	12 297 115	12 221 803
41	16 449 790	12 449 551	
42	16 732 134	12 606 070	
43	17 293 897	12 680 903	
44	17 667 099	12 993 394	
45	17 893 343	13 253 330	
46	18 286 024	13 370 758	
47	18 491 537	13 639 480	
48	18 666 715	13 892 902	
49	18 895 343	14 160 064	
50	19 069 447	14 540 192	
51	19 346 151	14 871 679	
52	19 592 483	15 043 858	
53	19 654 085	15 223 937	

Rye			
week	2019/20	2020/21	2021/22
1	0	0	2 504
2	0	0	11 290
3	0	0	19 382
4	0	2	21 461
5	0	2	21 881
6	2 981	2	23 302
7	2 981	2	27 394
8	2 981	2	28 393
9	2 981	2	28 669
10	2 981	2	30 732
11	2 981	2	32 614
12	2 981	2	34 909
13	2 981	2	40 888
14	2 981	2	47 936
15	2 981	2	52 713
16	2 981	2	58 662
17	3 026	8	63 352
18	3 092	8	70 083
19	3 092	8	72 886
20	3 092	8	74 587
21	3 092	8	87 861
22	3 192	9	89 678
23	3 192	9	90 016
24	3 214	9	93 388
25	3 214	10	98 463
26	3 214	10	99 016
27	3 214	10	102 064
28	3 236	10	104 357
29	3 236	10	137 577
30	3 236	10	161 836
31	3 236	10	163 911
32	3 239	10	188 952
33	3 239	10	190 715
34	3 240	387	191 916
35	3 240	1 031	196 071
36	3 240	1 031	204 326
37	3 248	1 308	212 668
38	3 248	4 414	216 368
39	3 248	5 094	216 500
40	3 248	9 061	216 880
41	3 248	9 061	
42	3 248	10 486	
43	3 248	13 391	
44	3 248	16 355	
45	3 248	16 355	
46	3 248	21 246	
47	3 248	21 834	
48	3 249	22 332	
49	3 249	34 693	
50	3 249	58 564	
51	3 249	71 186	
52	3 249	80 689	
53	3 249	86 288	

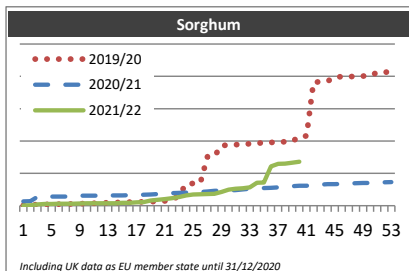
Oats			
week	2019/20	2020/21	2021/22
1	2	0	135
2	113	88	331
3	141	110	415
4	188	154	506
5	215	176	788
6	262	198	876
7	262	220	1 007
8	284	243	1 066
9	307	337	1 211
10	307	404	1 269
11	329	492	1 400
12	351	492	1 694
13	374	541	1 943
14	418	637	3 479
15	462	744	3 792
16	545	821	4 205
17	568	958	4 561
18	610	1 002	4 863
19	654	1 073	5 185
20	677	1 125	5 425
21	707	1 169	12 533
22	770	1 237	12 839
23	792	1 242	13 266
24	876	1 330	13 421
25	943	1 379	13 670
26	943	1 423	13 750
27	944	1 423	17 234
28	944	1 895	17 470
29	1 008	2 404	19 753
30	1 424	2 524	20 098
31	1 600	2 584	23 284
32	1 630	3 035	32 477
33	1 674	3 580	39 625
34	1 746	4 190	42 656
35	1 748	4 526	49 179
36	1 792	5 112	54 574
37	1 849	8 800	63 001
38	2 290	8 999	75 306
39	2 557	12 024	75 550
40	2 557	12 468	79 148
41	2 557	12 815	
42	2 557	13 165	
43	2 558	13 518	
44	2 558	13 909	
45	2 582	14 313	
46	2 604	14 640	
47	2 670	17 770	
48	2 716	18 369	
49	2 738	18 918	
50	2 776	19 297	
51	2 864	19 614	
52	2 909	19 965	
53	2 953	20 046	

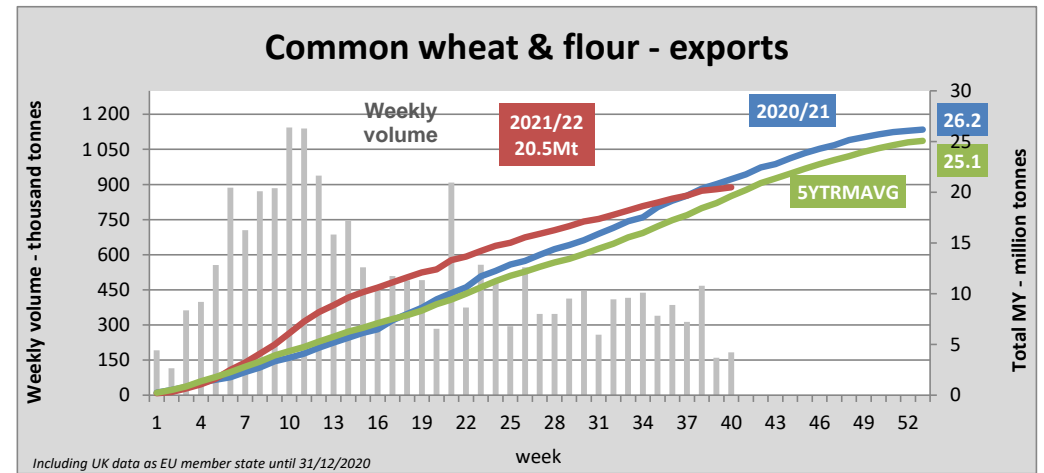
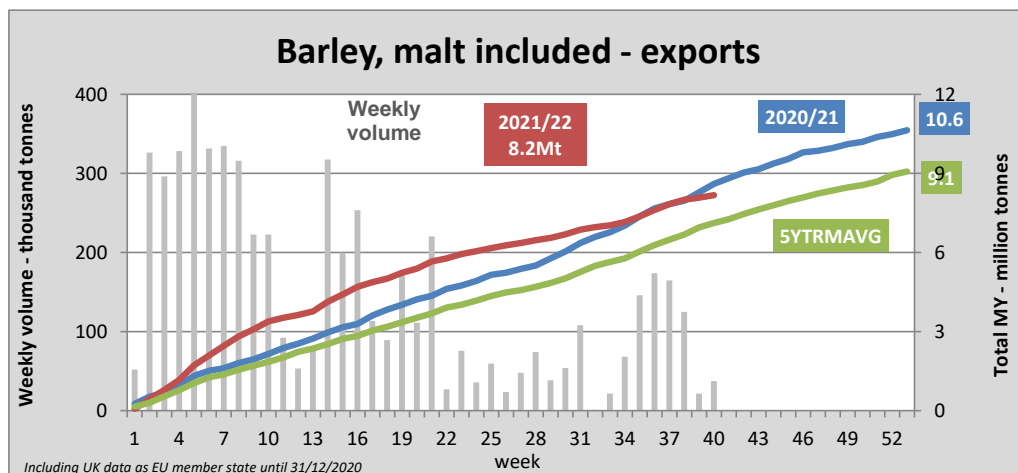
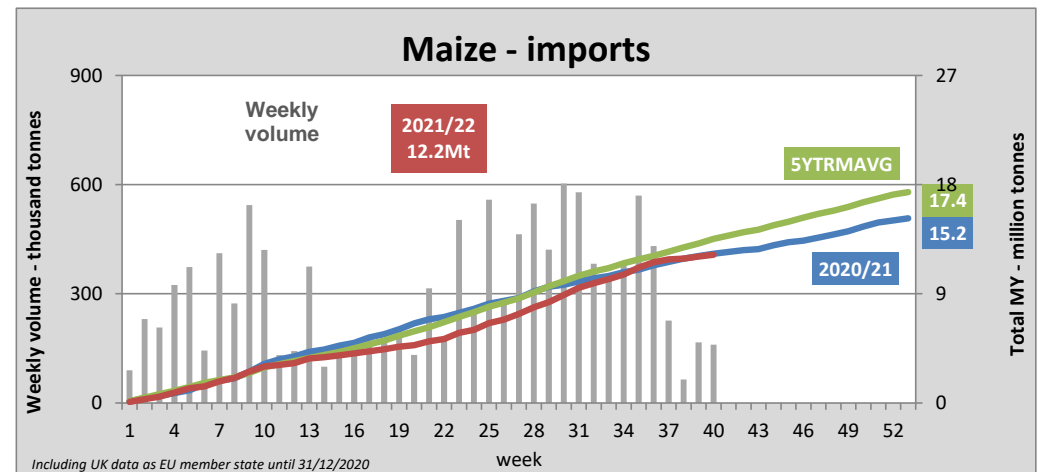
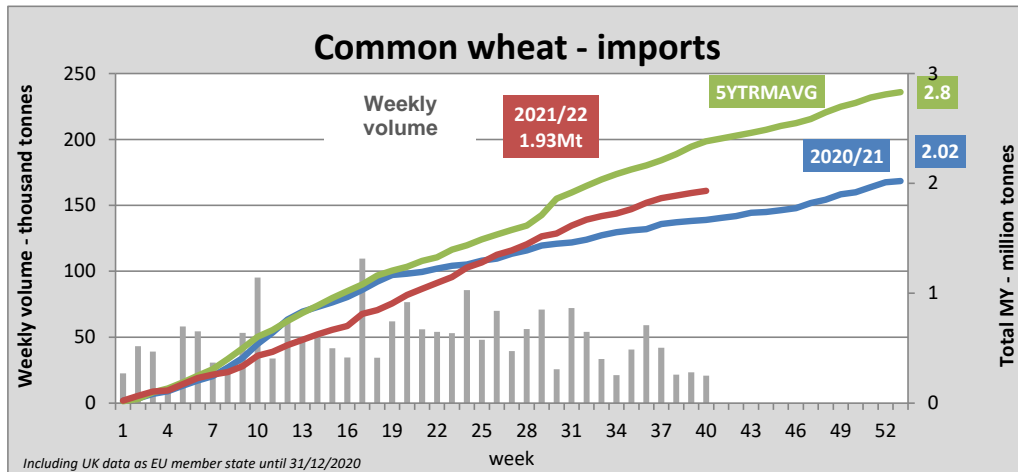


Week 1 to 40 from 01/07/2021 to 03/04/2022

(tonnes)

Sorghum			
week	2019/20	2020/21	2021/22
1	206	2 653	86
2	472	2 727	218
3	583	5 479	820
4	789	5 531	1 044
5	852	5 627	1 126
6	945	5 695	1 188
7	1 052	5 697	1 210
8	1 137	5 721	1 235
9	1 244	6 172	1 361
10	1 354	6 174	1 447
11	1 510	6 243	1 497
12	1 780	6 269	1 498
13	1 850	6 364	1 545
14	1 892	6 387	1 560
15	2 109	6 409	1 723
16	2 262	6 539	1 766
17	2 352	6 629	2 035
18	2 379	6 835	2 213
19	2 473	6 966	3 274
20	2 675	7 168	3 671
21	2 941	7 623	4 117
22	3 203	7 789	4 606
23	6 533	7 926	5 421
24	13 531	8 125	6 310
25	13 828	8 282	6 862
26	13 918	8 461	7 061
27	30 270	8 818	7 198
28	30 485	9 200	7 418
29	37 223	9 365	8 476
30	37 489	9 526	9 907
31	37 775	9 658	10 555
32	38 117	10 077	10 840
33	38 317	10 505	11 369
34	38 649	10 799	14 172
35	38 802	10 903	14 398
36	39 086	11 083	24 384
37	39 327	11 333	25 854
38	39 598	11 618	26 065
39	39 732	12 022	26 534
40	42 902	12 297	27 199
41	43 112	12 411	
42	76 240	12 799	
43	76 819	13 110	
44	77 061	13 327	
45	79 554	13 403	
46	79 736	13 528	
47	79 761	13 750	
48	80 094	13 864	
49	80 226	13 985	
50	80 385	14 117	
51	82 471	14 337	
52	82 566	14 535	
53	82 653	14 602	





Calendar of Marketing Year weeks

Week	2019/20		2020/21		2021/22	
	Start	End	Start	End	Start	End
1	01-07-2019	07-07-2019	01-07-2020	05-07-2020	01-07-2021	04-07-2021
2	08-07-2019	14-07-2019	06-07-2020	12-07-2020	05-07-2021	11-07-2021
3	15-07-2019	21-07-2019	13-07-2020	19-07-2020	12-07-2021	18-07-2021
4	22-07-2019	28-07-2019	20-07-2020	26-07-2020	19-07-2021	25-07-2021
5	29-07-2019	04-08-2019	27-07-2020	02-08-2020	26-07-2021	01-08-2021
6	05-08-2019	11-08-2019	03-08-2020	09-08-2020	02-08-2021	08-08-2021
7	12-08-2019	18-08-2019	10-08-2020	16-08-2020	09-08-2021	15-08-2021
8	19-08-2019	25-08-2019	17-08-2020	23-08-2020	16-08-2021	22-08-2021
9	26-08-2019	01-09-2019	24-08-2020	30-08-2020	23-08-2021	29-08-2021
10	02-09-2019	08-09-2019	31-08-2020	06-09-2020	30-08-2021	05-09-2021
11	09-09-2019	15-09-2019	07-09-2020	13-09-2020	06-09-2021	12-09-2021
12	16-09-2019	22-09-2019	14-09-2020	20-09-2020	13-09-2021	19-09-2021
13	23-09-2019	29-09-2019	21-09-2020	27-09-2020	20-09-2021	26-09-2021
14	30-09-2019	06-10-2019	28-09-2020	04-10-2020	27-09-2021	03-10-2021
15	07-10-2019	13-10-2019	05-10-2020	11-10-2020	04-10-2021	10-10-2021
16	14-10-2019	20-10-2019	12-10-2020	18-10-2020	11-10-2021	17-10-2021
17	21-10-2019	27-10-2019	19-10-2020	25-10-2020	18-10-2021	24-10-2021
18	28-10-2019	03-11-2019	26-10-2020	01-11-2020	25-10-2021	31-10-2021
19	04-11-2019	10-11-2019	02-11-2020	08-11-2020	01-11-2021	07-11-2021
20	11-11-2019	17-11-2019	09-11-2020	15-11-2020	08-11-2021	14-11-2021
21	18-11-2019	24-11-2019	16-11-2020	22-11-2020	15-11-2021	21-11-2021
22	25-11-2019	01-12-2019	23-11-2020	29-11-2020	22-11-2021	28-11-2021
23	02-12-2019	08-12-2019	30-11-2020	06-12-2020	29-11-2021	05-12-2021
24	09-12-2019	15-12-2019	07-12-2020	13-12-2020	06-12-2021	12-12-2021
25	16-12-2019	22-12-2019	14-12-2020	20-12-2020	13-12-2021	19-12-2021
26	23-12-2019	29-12-2019	21-12-2020	27-12-2020	20-12-2021	26-12-2021
27	30-12-2019	05-01-2020	28-12-2020	03-01-2021	27-12-2021	02-01-2022
28	06-01-2020	12-01-2020	04-01-2021	10-01-2021	03-01-2022	09-01-2022
29	13-01-2020	19-01-2020	11-01-2021	17-01-2021	10-01-2022	16-01-2022
30	20-01-2020	26-01-2020	18-01-2021	24-01-2021	17-01-2022	23-01-2022
31	27-01-2020	02-02-2020	25-01-2021	31-01-2021	24-01-2022	30-01-2022
32	03-02-2020	09-02-2020	01-02-2021	07-02-2021	31-01-2022	06-02-2022
33	10-02-2020	16-02-2020	08-02-2021	14-02-2021	07-02-2022	13-02-2022
34	17-02-2020	23-02-2020	15-02-2021	21-02-2021	14-02-2022	20-02-2022
35	24-02-2020	01-03-2020	22-02-2021	28-02-2021	21-02-2022	27-02-2022
36	02-03-2020	08-03-2020	01-03-2021	07-03-2021	28-02-2022	06-03-2022
37	09-03-2020	15-03-2020	08-03-2021	14-03-2021	07-03-2022	13-03-2022
38	16-03-2020	22-03-2020	15-03-2021	21-03-2021	14-03-2022	20-03-2022
39	23-03-2020	29-03-2020	22-03-2021	28-03-2021	21-03-2022	27-03-2022
40	30-03-2020	05-04-2020	29-03-2021	04-04-2021	28-03-2022	03-04-2022
41	06-04-2020	12-04-2020	05-04-2021	11-04-2021	04-04-2022	10-04-2022
42	13-04-2020	19-04-2020	12-04-2021	18-04-2021	11-04-2022	17-04-2022
43	20-04-2020	26-04-2020	19-04-2021	25-04-2021	18-04-2022	24-04-2022
44	27-04-2020	03-05-2020	26-04-2021	02-05-2021	25-04-2022	01-05-2022
45	04-05-2020	10-05-2020	03-05-2021	09-05-2021	02-05-2022	08-05-2022
46	11-05-2020	17-05-2020	10-05-2021	16-05-2021	09-05-2022	15-05-2022
47	18-05-2020	24-05-2020	17-05-2021	23-05-2021	16-05-2022	22-05-2022
48	25-05-2020	31-05-2020	24-05-2021	30-05-2021	23-05-2022	29-05-2022
49	01-06-2020	07-06-2020	31-05-2021	06-06-2021	30-05-2022	05-06-2022
50	08-06-2020	14-06-2020	07-06-2021	13-06-2021	06-06-2022	12-06-2022
51	15-06-2020	21-06-2020	14-06-2021	20-06-2021	13-06-2022	19-06-2022
52	22-06-2020	28-06-2020	21-06-2021	27-06-2021	20-06-2022	26-06-2022
53	29-06-2020	30-06-2020	28-06-2021	30-06-2021	27-06-2022	30-06-2022