

Trade monitoring through customs surveillance data

The TAXUD surveillance system ("customs surveillance") records and centralizes all trade data (import and exports) directly from the national customs authorities on a daily basis. For each transaction, the stored data contain the information available on the Single Administrative Document (SAD), including the volume and origin of the consignment.

As surveillance system does not include intra-trade data, the UK data as EU partner can't be displayed before 1/1/2021. The data as of 1/1/2021 is therefore not comparable with the data until 31/12/2020.

According to Art.55(2) of Commission Implementing Regulation (EU) 2015/2447, the customs authorities shall provide the Commission at least once a week with data on customs declarations for the goods that have been made subject to surveillance at release for free circulation or at export.

The "customs surveillance" data provide actual and prompt information about the trade (import/export) transaction in terms of volume and origin or destination. The European Commission aims to improve data quality and provide as recent and accurate information as possible. However, Surveillance data are created on the basis of declarations that may be modified, corrected or deleted. Additionally, the legal basis (Regulation (EU) 2015/2447) allows that on specific occasions declaration data may be forwarded with a delay. Therefore, it cannot be guaranteed that information provided is free of errors or that it will not be amended. The European Commission accepts no responsibility with regard to such problems incurred as a result of using these data.

* The United Kingdom is no longer a Member State of the European Union, however until the end of the transition period it was still a part of the EU Customs Union. Due to the absence of intra-trade data in the surveillance system, the totals of the EU trade data therefore also include the UK data until 31/12/2020. The data as of 1/1/2021 is therefore not comparable with the data until 31/12/2020.

Note: Since 6th November 2016 the export and import licenses are no longer required for the major part of the trade in cereals in application of Regulations (EU) 2016/1237 and 2016/1239 of 18 May 2016.

Publication of data

This report is published on a weekly basis. In case of a technical issue or another constraint causing delay of the publication, please note that the next upload will be done in the coming days at 12h or 16h.

The data are expressed in quantity of the product itself, unless otherwise stated
Below the specifications of the products included in the report

Product	CN code	Conversion factor grain equivalent
Common wheat	1001 99 00	
Common wheat flour (grain equiv.)	1101 00 15	1.37
Durum wheat	1001 19 00	
Durum wheat meal (grain equiv.)	1103 11 10	1.5
Barley	1003 90 00	
Malt (Barley equiv.)	1107 10 91, 1107 10 99	1.27
Maize	1005 90 00	
Rye	1002 90 00	
Oats	1004 90 00	
Sorghum	1007 90 00	
Residues of starch manufacture	2303 10 19	
Maize gluten feed	2309 90 20	
Brewing and distilling dregs and waste	2303 30 00	
Citrus pulp residues	2308 00 40 TARIC_ex 10	

- XI refers to Northern Ireland
- data on malt expressed in barley equivalent are included;
- data on wheat flour and durum wheat meal are expressed only in grain equivalent
- the weekly reference period is from Monday to Sunday

Exports and imports

Situation at 02/05/2022

Cumul of weeks 1 to 44

<i>Customs Surveillance</i> (tonnes)	EU*		EU + UK		EU + UK	
	01/07/2021 - 01/05/2022		01/07/2020 - 02/05/2021		01/07/2019 - 03/05/2020	
	Export	Import	Export	Import	Export	Import
Common wheat	21 950 935	2 069 235	22 962 670	1 740 834	29 986 220	1 774 517
Common wheat flour (grain equivalent)	456 844	205 203	385 121	79 915	484 992	24 279
Durum wheat	840 734	1 128 395	365 874	2 357 032	917 862	1 615 539
Durum wheat meal (grain equivalent)	182 538	4 402	195 957	2 337	197 372	1 336
Total Wheat	23 431 051	3 407 236	23 909 622	4 180 118	31 586 446	3 415 671
Barley	6 444 837	774 492	6 747 328	357 458	6 610 799	574 773
Malt (grain equivalent)	2 519 615	21 865	2 623 252	14 617	2 372 027	14 521
Maize	4 903 335	13 434 454	2 186 361	12 993 394	4 614 471	17 667 099
Rye	139 166	222 829	145 734	16 355	223 927	3 248
Oats	147 969	101 322	83 901	13 909	196 583	2 558
Sorghum	9 009	32 899	3 536	13 327	2 059	77 061
Total Coarse grains	14 163 930	14 587 861	11 790 111	13 409 060	14 019 866	18 339 261
General Total	37 594 981	17 995 097	35 699 733	17 589 178	45 606 312	21 754 932

* The United Kingdom is no longer a Member State of the European Union, however until the end of the transition period it was still a part of the EU Customs Union. Due to the absence of intra-trade data in the surveillance system, the totals of the EU trade data therefore also include the UK data until 31/12/2020. The data as of 1/1/2021 is therefore not comparable with the data until 31/12/2020.

Week 1 to 44 from 01/07/2021 to 01/05/2022

Summary

Import (tonnes)	Common wheat	Common wheat flour (grain equivalent)	Durum wheat	Durum wheat meal (grain equivalent)	Barley	Malt (grain equivalent)	Maize	Rye	Oats	Sorghum
BE	8 335	957	116 548	558	142 348	558	453 571		25 941	3 028
BG	236	185		5	302		8 721		198	1 438
CZ	43	30		43	20	361	502			89
DK	6 923	60	1	7	8	267	2 943		60	14
DE	3 211	2 362	31	366	22 369	1 103	67 973	2 693	26 512	1 081
EE		4				896	1 621			
IE	79 100	127 678	6	40	104 029	1 109	753 659	7 415	7	33
EL	333 659	471		17	12 026	4 433	203 324		140	878
ES	358 059	461	111 006	1 899	135 236	2 597	5 197 849	108 214	17 690	8 859
FR	218	10 682	58	721	3	2 028	3 700		17	18
HR	40 570	5 553		2	12 522	18	23 989	499		
IT	694 643	1 709	855 402	132	14 091	1 054	1 351 823		399	9 422
CY	17 684	88		3	2 035	132	105 206		13	
LV	89	18	33 429	2		72	142 284	49 674		
LT	1 510	1			23	140	96 106	14 284		
LU										
HU		52	65			40	244 077		286	313
MT	9 752	158					46		16	1
NL	148 332	9 053	2 950	491	150 708	865	2 352 774	154	24 176	299
AT	8 012	80		10		6	115 628		44	
PL	3 099	680	8 263	5	6 176	47	349 114	38 511	1 923	7 055
PT	36 994	489			110 117		1 271 374			236
RO	24 785	4 525		7	11 020	2 256	122 304	267	23	92
SI	283 184	658	604	3	8 587	333	327 890	1 053		
SK		43			477	1 435	11 987			
FI	100	192			3	85	9 909		3 204	
SE	10	1 346	31	63	15 576	1 713	1 312	2	195	2
XI	10 688	37 669	1	26	26 817	316	214 769	63	477	40
EU*	2 069 235	205 203	1 128 395	4 402	774 492	21 865	13 434 454	222 829	101 322	32 899

* The United Kingdom is no longer a Member State of the European Union, however until the end of the transition period it was still a part of the EU Customs Union. Due to the absence of intra-trade data in the surveillance system, the totals of the EU trade data therefore also include the UK data until 31/12/2020. The data as of 1/1/2021 is therefore not comparable with the data until 31/12/2020.

Top 5 import origins* - (update of 02 mai 2022)

Common wheat				
Origin	MY 2021/22		MY 2020/21	
	tonnes	share	tonnes	share
Russia	427 180	20.6%	265 029	15.2%
Ukraine	331 708	16.0%	609 936	35.0%
Serbia	327 403	15.8%	147 016	8.4%
United Kingdom	311 872	15.1%	3 395	0.2%
Moldova	178 538	8.6%	23 756	1.4%

Common wheat flour (grain equivalent)				
Origin	MY 2021/22		MY 2020/21	
	tonnes	share	tonnes	share
United Kingdom	178 574	87.0%	56 666	70.9%
Mauritius	5 897	2.9%	6 655	8.3%
Serbia	5 861	2.9%	3 510	4.4%
India	5 131	2.5%	7 281	9.1%
Moldova	4 477	2.2%	1 628	2.0%

Durum wheat				
Origin	MY 2021/22		MY 2020/21	
	tonnes	share	tonnes	share
Canada	572 847	50.8%	1 694 206	71.9%
Australia	215 905	19.1%	114 986	4.9%
United States of America	97 079	8.6%	370 844	15.7%
Kazakhstan	96 940	8.6%	51 773	2.2%

Durum wheat meal (grain equivalent)				
Origin	MY 2021/22		MY 2020/21	
	tonnes	share	tonnes	share
Egypt	1 728	39.3%	5	0.2%
Morocco	740	16.8%	926	39.6%
Turkey	512	11.6%	542	23.2%
United Kingdom	427	9.7%	89	3.8%
India	351	8.0%	340	14.5%

Barley				
Origin	MY 2021/22		MY 2020/21	
	tonnes	share	tonnes	share
United Kingdom	639 147	82.5%	258 794	72.4%
Ukraine	84 929	11.0%	43 984	12.3%
Serbia	30 234	3.9%	27 572	7.7%

Malt (grain equivalent)				
Origin	MY 2021/22		MY 2020/21	
	tonnes	share	tonnes	share
United Kingdom	13 624	62.3%	6 300	43.1%
Serbia	6 619	30.3%	5 761	39.4%
Ukraine	1 257	5.7%	1 282	8.8%

Maize				
Origin	MY 2021/22		MY 2020/21	
	tonnes	share	tonnes	share
Ukraine	7 041 555	52.4%	5 562 922	42.8%
Brazil	3 381 483	25.2%	4 495 076	34.6%
Canada	907 056	6.8%	758 034	5.8%
Serbia	644 368	4.8%	1 446 655	11.1%
Moldova	416 522	3.1%	36 555	0.3%

Rye				
Origin	MY 2021/22		MY 2020/21	
	tonnes	share	tonnes	share
Ukraine	117 961	52.9%	6	0.0%
Russia	88 027	39.5%	-----	-----

Oats				
Origin	MY 2021/22		MY 2020/21	
	tonnes	share	tonnes	share
United Kingdom	92 611	91.4%	11 067	79.6%
Russia	5 086.3	5.0%	2	0.0%

Sorghum				
Origin	MY 2021/22		MY 2020/21	
	tonnes	share	tonnes	share
Ukraine	14 086	42.8%	9 118	68.4%
Russia	13 735	41.7%	2 624	19.7%
Sudan	2 299	7.0%	722	5.4%

* The United Kingdom is no longer a Member State of the European Union, however until the end of the transition period it was still a part of the EU Customs Union. Due to the absence of intra-trade data in the surveillance system, the totals of the EU trade data therefore also include the UK data until 31/12/2020. The data as of 1/1/2021 is therefore not comparable with the data until 31/12/2020.

Week 1 to 44 from 01/07/2021 to 01/05/2022

Summary

Export (tonnes)	Common wheat	Common wheat flour (grain equivalent)	Durum wheat	Durum wheat meal (grain equivalent)	Barley	Malt (grain equivalent)	Maize	Rye	Oats	Sorghum
BE	1 040	11 847	20 065	2 140	504	843 321	61		33	4
BG	1 661 289	186			124 669	45	337 968			546
CZ	10 820	387			1 980	31 270	28	47	6 690	
DK	58 854	1 946	8 703	4	93 991	113 224	300	1	8	
DE	3 069 419	29 026	654	1 308	1 168 677	474 565	30 085	130 721	12 965	11
EE	300 618	320	51 216		62 234	850	159		18 296	
IE	2	37			3	1 639				
EL	525	13 242	173 882	2 630	66	4 266	4 915	152		
ES	50	3 123	225 353	52 209	42 141	36 965	42 626	6	11 768	8
FR	6 749 982	62 516	66 741	64 821	2 974 755	465 514	401 880	26	9 752	7 058
HR	73 121	15 720	1 019	36	3 805	35 533	6 298		2 310	
IT	2 282	125 558	255 702	51 932	85	54	2 713	1	335	
CY	1	2	1							
LV	1 305 180	19 069	123	484	88 218	258	13 404	1 225	4 977	
LT	1 350 957	7 779	69	42	139 948	19 337	8	70	1 141	
LU				1						
HU	171 359	5 649	258	2 899	14 532	555	21 805	956	1 119	1 249
MT										
NL	189	91 686	26 235	110	8	245 116	10 334	20	268	108
AT	63 027	6 563	7 395	3 689	3 074	5 382	1 651	981	2 497	
PL	1 127 863	23 078	6	67	39 890	82 285	270 921	2 120	5 305	24
PT		20 182		6	43	14 285	1 805		3	
RO	5 882 187	10 438		120	1 684 660	2 158	3 755 979		449	
SI	5 142	5 944		39		69	43			
SK	11 703	49	3 026		1 454	217	78		587	
FI		1 447			1	23 157		325	14 141	
SE	105 324	1 050	287	1	100	119 550	272	2 513	55 322	
XI										
EU*	21 950 935	456 844	840 734	182 538	6 444 837	2 519 615	4 903 335	139 166	147 969	9 009

* The United Kingdom is no longer a Member State of the European Union, however until the end of the transition period it was still a part of the EU Customs Union. Due to the absence of intra-trade data in the surveillance system, the totals of the EU trade data therefore also include the UK data until 31/12/2020. The data as of 1/1/2021 is therefore not comparable with the data until 31/12/2020.

Top 5 export destinations* - (update of 02 mai 2022)

Common wheat				
Destination	MY 2021/22		MY 2020/21	
	tonnes	share	tonnes	share
Algeria	3 239 962	14.8%	5 118 502	22.3%
Egypt	2 363 731	10.8%	949 120	4.1%
China	2 085 352	9.5%	1 767 310	7.7%
Nigeria	1 653 996	7.5%	1 971 534	8.6%
Morocco	1 260 631	5.7%	2 196 363	9.6%

Common wheat flour (grain equivalent)				
Destination	MY 2021/22		MY 2020/21	
	tonnes	share	tonnes	share
United Kingdom	83 496	18.3%	24 615	6.4%
United States of America	34 778	7.6%	33 575	8.7%
Guinea-Bissau	22 828	5.0%	29 280	7.6%
Thailand	21 890	4.8%	23 873	6.2%
Angola	15 116	3.3%	20 289	5.3%

Durum wheat				
Destination	MY 2021/22		MY 2020/21	
	tonnes	share	tonnes	share
Tunisia	348 885	41.5%	118 784	32.5%
Algeria	156 223	18.6%	41 097	11.2%
Turkey	64 799	7.7%	65 722	18.0%
Nigeria	49 947	5.9%	-----	-----

Durum wheat meal (grain equivalent)				
Destination	MY 2021/22		MY 2020/21	
	tonnes	share	tonnes	share
Ivory Coast	64 892	35.5%	55 059	28.1%
Saudi Arabia	24 282	13.3%	38 247	19.5%
United Kingdom	18 928	10.4%	6 534	3.3%
Mali	18 694	10.2%	25 768	13.1%
Senegal	11 004	6.0%	16 090	8.2%

Barley				
Destination	MY 2021/22		MY 2020/21	
	tonnes	share	tonnes	share
China	2 310 138	35.8%	2 651 092	39.3%
Morocco	618 819	9.6%	376 291	5.6%
Algeria	546 201	8.5%	625 726	9.3%
Turkey	541 701	8.4%	128 928	1.9%
Saudi Arabia	505 635	7.8%	1 216 168	18.0%

Malt (grain equivalent)				
Destination	MY 2021/22		MY 2020/21	
	tonnes	share	tonnes	share
Brazil	246 264	9.8%	389 108	14.8%
Nigeria	171 722	6.8%	223 114	8.5%
Japan	167 056	6.6%	137 532	5.2%
Mexico	119 409	4.7%	75 986	2.9%
South Africa	111 388	4.4%	96 373	3.7%

Maize				
Destination	MY 2021/22		MY 2020/21	
	tonnes	share	tonnes	share
Iran (Islamic Republic of)	1 254 831	25.6%	399 200	18.3%
Egypt	863 292	17.6%	82 311	3.8%
United Kingdom	587 905	12.0%	166 377	7.6%
Korea (Republic of)	514 721	10.5%	158 225	7.2%
Turkey	367 967	7.5%	198 312	9.1%

Rye				
Destination	MY 2021/22		MY 2020/21	
	tonnes	share	tonnes	share
United States of America	121 001	86.9%	99 002	67.9%
Japan	9 012	6.5%	18 670	12.8%
Norway	4 226	3.0%	8 352	5.7%

Oats				
Destination	MY 2021/22		MY 2020/21	
	tonnes	share	tonnes	share
United States of America	80 173	54.2%	5 335	6.4%
Switzerland	36 536	24.7%	44 896	53.5%
Norway	13 529	9.1%	8 130	9.7%
Algeria	11 367	7.7%	14 826	17.7%
Bosnia and Herzegovina	1 853	1.3%	1 791	2.1%

Sorghum				
Destination	MY 2021/22		MY 2020/21	
	tonnes	share	tonnes	share
United Kingdom	7 388.3	82.0%	2 434	68.8%
Serbia	1 249	13.9%	368	10.4%
Jordan	249.8	2.8%	548	15.5%

* The United Kingdom is no longer a Member State of the European Union, however until the end of the transition period it was still a part of the EU Customs Union. Due to the absence of intra-trade data in the surveillance system, the totals of the EU trade data therefore also include the UK data until 31/12/2020. The data as of 1/1/2021 is therefore not comparable with the data until 31/12/2020.

Week 1 to 44 from 01/07/2021 to 01/05/2022

Résumé / Summary

Import (tonnes)	Residues of starch manufacture CN 2303 10 19	Maize gluten feed CN 2309 90 20	Brewing and distilling dregs and waste CN 23033000	Citrus pulp residues CN 2308 00 40 TARIC_ext 10	Total
BE		352	4	3 668	4 024
BG		2	3 401		3 404
CZ			483	4 202	4 685
DK	3 125	5	2 713	19 369	25 212
DE	87	4	3 079	28 416	31 586
EE			131		131
IE	124	223 371	459 646	1	683 142
EL		49	574		623
ES		2	172 947		172 949
FR		2	410	5 835	6 247
HR			667		667
IT			3 121	1 800	4 921
CY					
LV			2 824		2 824
LT			8 360		8 360
LU					
HU			1 417		1 417
MT					
NL	1 237	42		38 722	40 002
AT					
PL		7	7 102	2 820	9 929
PT		6 948	49 262		56 210
RO			1 101		1 101
SI					
SK			476		476
FI		17	2 503		2 520
SE		26			26
XI		47 025	57 491		104 516
EU*	4 574	277 853	777 712	104 834	1 164 972

* The United Kingdom is no longer a Member State of the European Union, however until the end of the transition period it was still a part of the EU Customs Union. Due to the absence of intra-trade data in the surveillance system, the totals of the EU trade data therefore also include the UK data until 31/12/2020. The data as of 1/1/2021 is therefore not comparable with the data until 31/12/2020.

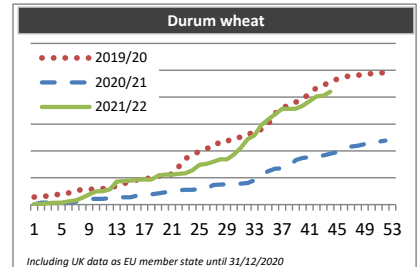
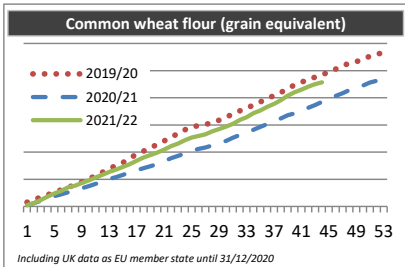
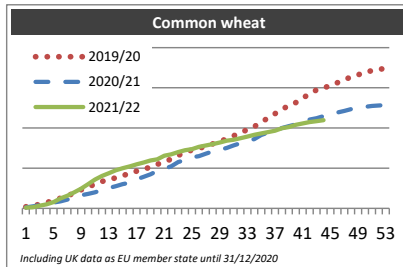
Week 1 to 44 from 01/07/2021 to 01/05/2022

(tonnes)

Common wheat			
week	2019/20	2020/21	2021/22
1	394 862	246 599	186 893
2	637 684	485 459	293 597
3	977 240	794 098	644 108
4	1 448 244	1 244 971	1 030 262
5	1 963 054	1 476 162	1 574 967
6	2 513 822	1 737 110	2 451 486
7	3 216 967	2 220 555	3 142 380
8	3 720 669	2 668 965	4 007 879
9	4 634 890	3 281 372	4 882 028
10	5 242 288	3 604 723	6 016 219
11	6 111 267	3 999 858	7 144 838
12	6 705 310	4 580 374	8 072 300
13	7 110 313	5 085 591	8 747 889
14	7 620 073	5 555 802	9 484 641
15	8 105 152	6 016 442	10 020 864
16	8 768 326	6 379 393	10 460 200
17	9 260 991	7 233 325	10 956 907
18	9 725 371	7 874 470	11 435 337
19	10 302 872	8 474 698	11 917 104
20	10 950 606	9 293 610	12 191 602
21	11 559 006	9 879 064	13 089 350
22	12 238 923	10 453 386	13 451 831
23	13 191 650	11 536 206	13 999 567
24	13 969 039	12 058 201	14 481 049
25	14 500 960	12 689 363	14 766 115
26	14 892 397	13 013 856	15 306 252
27	15 503 107	13 633 116	15 646 823
28	16 040 869	14 183 211	15 983 291
29	16 732 853	14 557 165	16 387 283
30	17 214 564	15 036 443	16 824 482
31	18 017 661	15 655 358	17 072 102
32	18 864 983	16 221 398	17 467 520
33	19 533 215	16 866 377	17 873 482
34	20 340 927	17 254 942	18 296 375
35	21 478 133	18 241 972	18 625 198
36	22 508 992	18 858 874	19 015 516
37	23 576 835	19 368 901	19 337 987
38	24 648 935	20 036 017	19 958 398
39	25 623 736	20 476 366	20 262 401
40	26 331 024	20 934 782	20 784 810
41	27 557 137	21 423 073	21 148 947
42	28 352 332	22 079 750	21 460 201
43	29 498 032	22 414 119	21 699 825
44	29 986 220	22 962 670	21 950 935
45	30 586 614	23 465 926	
46	31 272 389	23 873 855	
47	32 058 028	24 227 914	
48	32 679 212	24 721 249	
49	33 267 819	25 005 174	
50	33 938 316	25 271 933	
51	34 283 798	25 481 577	
52	34 644 187	25 603 563	
53	34 755 332	25 708 428	

Common wheat flour (grain equivalent)			
week	2019/20	2020/21	2021/22
1	15 435	4 872	4 588
2	24 938	12 096	12 556
3	33 876	21 031	24 061
4	43 075	31 584	36 615
5	52 262	37 685	47 501
6	61 294	44 672	57 328
7	70 394	52 129	70 681
8	79 574	58 243	76 661
9	90 351	67 312	86 306
10	101 404	74 931	95 232
11	112 953	83 205	106 119
12	125 305	90 839	116 515
13	137 160	101 462	127 105
14	152 580	108 299	135 772
15	161 487	116 683	145 979
16	178 033	125 744	156 214
17	192 053	133 636	168 083
18	203 511	140 811	180 382
19	216 646	148 541	189 676
20	227 652	155 794	198 868
21	240 897	166 637	209 507
22	256 008	177 930	221 574
23	266 742	185 557	231 391
24	281 949	194 520	243 640
25	292 652	204 128	253 640
26	297 531	211 731	259 871
27	301 231	217 107	265 789
28	308 584	224 270	276 238
29	317 068	233 541	284 817
30	327 974	241 527	293 482
31	340 955	252 560	304 203
32	351 478	263 121	317 834
33	362 625	272 693	328 040
34	372 732	282 064	343 400
35	385 339	292 815	353 447
36	396 049	303 201	366 235
37	408 185	312 166	377 623
38	418 902	323 760	390 803
39	433 811	335 236	407 667
40	446 583	342 728	420 097
41	457 924	351 956	430 103
42	466 063	363 028	440 819
43	476 444	373 700	450 001
44	484 992	385 121	456 844
45	493 597	394 909	
46	505 292	407 143	
47	518 129	417 157	
48	527 024	428 149	
49	533 346	434 870	
50	541 801	445 604	
51	553 082	456 094	
52	561 260	463 098	
53	564 723	470 625	

Durum wheat			
week	2019/20	2020/21	2021/22
1	56 320	1 327	3 677
2	62 920	1 753	4 006
3	62 920	14 516	10 012
4	68 154	14 883	13 187
5	86 292	15 291	13 187
6	86 753	15 673	24 365
7	102 837	16 048	30 801
8	111 338	21 301	51 318
9	113 589	32 788	76 734
10	114 667	42 218	99 082
11	118 940	42 946	100 173
12	133 547	43 032	113 506
13	133 857	48 931	170 640
14	155 545	54 892	175 805
15	171 862	54 941	178 714
16	184 124	55 143	185 778
17	190 877	67 680	186 169
18	199 053	68 120	186 737
19	210 099	76 215	214 747
20	223 737	83 031	222 996
21	226 941	91 284	223 140
22	282 411	101 323	228 788
23	343 490	106 972	233 098
24	365 434	110 034	256 396
25	400 373	110 034	297 030
26	419 109	114 647	302 863
27	426 666	114 769	318 971
28	470 174	145 567	336 297
29	470 303	148 750	336 415
30	499 614	150 958	372 484
31	501 177	151 151	423 866
32	515 497	155 721	487 889
33	553 750	161 252	515 578
34	557 868	180 964	592 659
35	600 622	225 453	635 140
36	681 292	248 771	674 496
37	722 890	268 113	713 239
38	738 572	269 068	713 344
39	763 717	287 287	714 770
40	786 178	332 762	736 619
41	829 099	347 133	771 447
42	870 862	354 084	806 388
43	886 531	365 814	811 398
44	917 862	365 874	840 734
45	934 135	380 175	
46	949 251	391 301	
47	961 068	410 459	
48	962 251	431 130	
49	973 136	437 853	
50	974 689	450 741	
51	981 149	450 742	
52	981 176	469 710	
53	981 176	476 384	



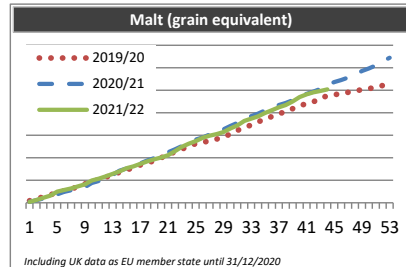
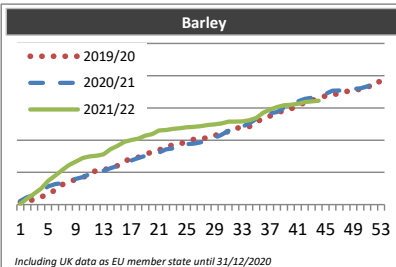
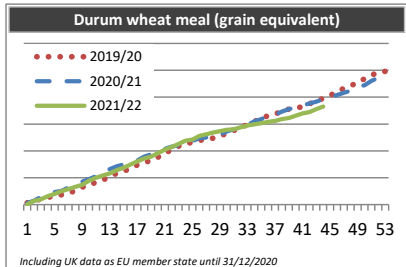
Week 1 to 44 from 01/07/2021 to 01/05/2022

(tonnes)

Durum wheat meal (grain equivalent)			
week	2019/20	2020/21	2021/22
1	3 419	2 938	461
2	6 820	7 082	7 063
3	10 226	14 007	9 905
4	13 805	20 504	15 620
5	15 888	23 477	20 156
6	18 450	25 648	24 999
7	21 168	31 867	28 891
8	25 745	37 029	33 294
9	32 563	42 831	36 951
10	35 515	47 380	44 653
11	41 760	52 790	50 069
12	45 874	60 848	54 116
13	51 955	66 101	58 030
14	58 092	71 054	64 154
15	62 109	74 770	68 817
16	66 801	79 372	74 339
17	73 664	82 359	80 592
18	76 945	89 403	86 067
19	83 463	93 473	89 382
20	88 254	96 907	95 852
21	96 784	103 638	102 554
22	101 393	107 822	107 218
23	108 627	110 517	112 973
24	111 752	113 480	119 135
25	116 657	118 564	121 269
26	119 534	123 554	127 852
27	121 893	124 918	130 950
28	123 721	127 811	134 141
29	127 004	130 209	136 828
30	133 313	136 109	139 186
31	138 071	139 953	140 119
32	142 766	143 929	143 792
33	149 417	148 618	147 311
34	154 725	154 817	149 616
35	159 654	158 990	151 372
36	166 043	164 925	153 869
37	169 272	167 072	155 953
38	172 196	173 200	159 145
39	177 752	177 788	161 387
40	180 500	180 599	165 371
41	181 477	184 399	169 634
42	187 314	188 187	172 119
43	193 791	191 722	177 905
44	197 372	195 957	182 538
45	203 409	200 001	
46	208 899	204 174	
47	216 641	208 210	
48	221 898	212 073	
49	226 245	219 620	
50	234 240	222 346	
51	240 723	230 259	
52	246 082	236 313	
53	247 981	239 767	

Barley			
week	2019/20	2020/21	2021/22
1	165 347	233 928	52 116
2	169 376	470 728	378 443
3	337 758	586 712	674 740
4	483 958	831 663	1 003 064
5	643 505	1 130 666	1 468 128
6	904 136	1 268 298	1 799 563
7	1 228 755	1 333 141	2 134 161
8	1 420 139	1 491 038	2 450 148
9	1 557 085	1 600 529	2 672 764
10	1 681 706	1 714 095	2 895 551
11	1 903 159	1 894 614	2 987 883
12	2 127 844	2 005 566	3 041 178
13	2 168 060	2 109 536	3 121 915
14	2 251 418	2 254 085	3 439 651
15	2 412 055	2 400 370	3 639 234
16	2 672 039	2 480 031	3 892 552
17	2 888 058	2 741 126	4 006 223
18	2 942 536	2 889 268	4 095 407
19	3 105 633	3 024 509	4 269 083
20	3 276 420	3 155 273	4 380 527
21	3 375 606	3 236 213	4 601 013
22	3 624 631	3 430 877	4 627 991
23	3 679 932	3 490 960	4 703 541
24	3 763 870	3 588 482	4 739 226
25	3 911 595	3 750 589	4 798 748
26	4 049 716	3 779 901	4 822 175
27	4 059 332	3 864 674	4 870 106
28	4 155 826	3 955 768	4 944 100
29	4 287 553	4 150 549	4 982 414
30	4 408 901	4 332 732	5 036 285
31	4 548 101	4 581 890	5 144 246
32	4 740 889	4 750 974	5 145 407
33	4 775 918	4 845 957	5 167 112
34	4 836 880	5 037 466	5 235 256
35	5 135 908	5 315 867	5 381 325
36	5 333 994	5 567 480	5 699 450
37	5 506 704	5 666 768	5 893 581
38	5 659 110	5 743 185	6 045 485
39	5 870 780	6 005 287	6 160 808
40	5 957 895	6 223 987	6 198 893
41	6 088 968	6 397 931	6 245 011
42	6 342 421	6 557 194	6 368 899
43	6 445 131	6 623 449	6 403 044
44	6 610 799	6 747 328	6 444 837
45	6 749 591	6 866 940	
46	6 773 159	7 070 210	
47	6 960 607	7 074 797	
48	7 030 441	7 115 845	
49	7 036 380	7 184 310	
50	7 172 922	7 207 873	
51	7 215 539	7 336 344	
52	7 609 930	7 343 749	
53	7 624 789	7 415 391	

Malt (grain equivalent)			
week	2019/20	2020/21	2021/22
1	44 910	21 010	18 911
2	87 671	58 871	60 527
3	131 899	94 273	111 493
4	177 222	126 883	159 288
5	224 550	186 465	246 526
6	264 425	242 342	283 488
7	302 842	278 630	321 286
8	356 882	313 598	364 547
9	420 687	347 519	409 919
10	464 409	440 482	494 753
11	515 491	484 852	536 781
12	566 007	537 887	584 497
13	627 835	623 867	640 725
14	679 373	711 578	696 277
15	728 178	765 585	768 542
16	781 425	812 758	807 039
17	838 800	873 259	862 726
18	887 832	940 385	918 712
19	930 553	990 412	964 477
20	999 894	1 072 081	1 006 534
21	1 064 468	1 121 692	1 057 412
22	1 132 096	1 187 397	1 146 852
23	1 190 613	1 259 893	1 241 937
24	1 252 859	1 330 258	1 312 917
25	1 313 470	1 403 665	1 371 347
26	1 343 817	1 450 203	1 446 179
27	1 374 854	1 516 766	1 489 153
28	1 415 268	1 550 723	1 526 355
29	1 466 062	1 629 623	1 572 319
30	1 523 380	1 706 871	1 650 213
31	1 606 351	1 774 819	1 719 051
32	1 669 767	1 840 802	1 820 182
33	1 729 020	1 925 383	1 868 113
34	1 791 257	1 980 208	1 919 483
35	1 866 822	2 050 709	1 993 442
36	1 912 222	2 106 921	2 054 862
37	1 971 579	2 171 671	2 120 844
38	2 036 984	2 216 023	2 173 763
39	2 092 310	2 276 952	2 252 435
40	2 162 293	2 380 266	2 349 173
41	2 198 885	2 418 561	2 408 382
42	2 242 152	2 471 099	2 455 963
43	2 329 285	2 530 298	2 487 674
44	2 372 027	2 623 252	2 519 615
45	2 399 040	2 680 468	
46	2 427 644	2 725 747	
47	2 455 455	2 781 527	
48	2 491 862	2 849 003	
49	2 508 636	2 929 215	
50	2 535 402	2 986 099	
51	2 566 317	3 049 991	
52	2 606 259	3 145 199	
53	2 646 458	3 222 334	



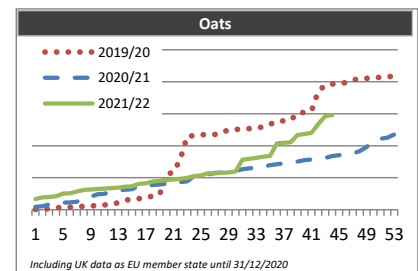
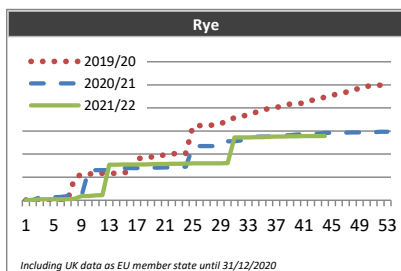
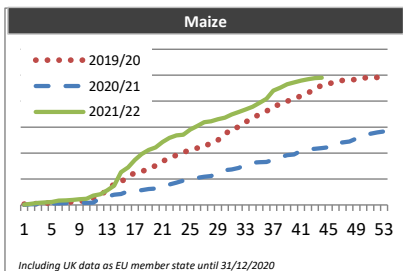
Week 1 to 44 from 01/07/2021 to 01/05/2022

(tonnes)

Maize			
week	2019/20	2020/21	2021/22
1	32 545	1 338	13 301
2	46 352	27 536	40 676
3	52 472	30 132	83 212
4	66 400	37 912	95 311
5	86 002	56 341	117 486
6	97 673	60 801	164 685
7	102 782	68 203	177 146
8	111 913	71 563	194 822
9	125 739	78 596	215 535
10	181 768	82 465	240 486
11	262 627	86 507	359 486
12	377 070	267 949	414 810
13	573 257	327 659	557 232
14	804 507	398 603	741 444
15	890 335	417 643	1 259 380
16	1 078 162	524 491	1 443 941
17	1 240 987	544 578	1 731 275
18	1 299 197	567 124	1 961 379
19	1 377 297	618 197	2 116 416
20	1 513 237	633 825	2 217 793
21	1 678 507	748 697	2 430 972
22	1 804 041	785 454	2 588 310
23	1 914 718	859 704	2 678 651
24	2 031 525	939 660	2 706 793
25	2 112 346	1 027 907	2 911 926
26	2 190 722	1 044 197	3 040 899
27	2 229 617	1 085 492	3 186 559
28	2 411 901	1 116 562	3 226 078
29	2 492 707	1 252 223	3 301 951
30	2 705 260	1 336 780	3 365 203
31	2 958 117	1 368 460	3 486 775
32	2 995 488	1 426 397	3 584 784
33	3 186 443	1 553 269	3 677 092
34	3 372 441	1 626 269	3 780 593
35	3 473 942	1 645 253	3 936 686
36	3 611 099	1 653 268	4 092 058
37	3 814 310	1 747 122	4 409 324
38	3 873 774	1 838 302	4 520 143
39	3 994 046	1 917 103	4 651 937
40	4 108 919	1 948 645	4 717 426
41	4 197 266	2 082 834	4 790 782
42	4 316 749	2 149 467	4 843 721
43	4 455 334	2 163 180	4 891 376
44	4 614 471	2 186 361	4 903 335
45	4 673 252	2 224 204	
46	4 748 726	2 392 953	
47	4 804 469	2 407 790	
48	4 818 677	2 443 208	
49	4 835 577	2 554 326	
50	4 896 665	2 637 143	
51	4 905 451	2 746 290	
52	4 910 394	2 796 674	
53	4 939 131	2 833 181	

Rye			
week	2019/20	2020/21	2021/22
1	497	202	0
2	628	546	41
3	631	6 199	2 248
4	631	6 306	2 249
5	671	6 813	2 327
6	748	6 924	2 357
7	843	9 063	2 443
8	47 071	9 214	2 949
9	56 750	9 286	9 195
10	56 869	64 603	9 241
11	57 988	65 212	10 498
12	58 120	65 389	10 875
13	58 160	65 440	77 097
14	58 273	69 657	77 206
15	60 267	69 657	77 488
16	60 267	69 755	77 514
17	90 675	69 806	77 588
18	90 886	70 428	77 671
19	93 835	70 497	77 956
20	94 428	70 549	78 307
21	99 097	70 952	78 542
22	100 744	71 230	78 833
23	101 052	72 191	79 098
24	101 812	72 637	79 728
25	160 351	117 104	79 981
26	161 493	117 222	79 982
27	162 592	117 222	79 982
28	162 593	117 310	80 009
29	165 178	117 407	80 034
30	174 148	127 513	80 270
31	178 443	127 613	135 916
32	182 680	129 889	136 015
33	183 973	137 620	136 196
34	190 035	137 644	136 590
35	195 599	137 907	136 810
36	198 803	138 130	137 782
37	201 312	138 528	137 910
38	204 540	140 231	138 236
39	208 552	140 859	138 661
40	209 550	142 678	138 687
41	210 624	142 915	138 822
42	216 194	143 680	138 948
43	218 445	144 013	139 012
44	223 927	145 734	139 166
45	227 061	146 197	
46	231 338	146 459	
47	233 930	146 513	
48	240 345	147 043	
49	241 682	147 102	
50	246 769	147 130	
51	248 490	147 340	
52	249 128	148 402	
53	252 487	148 432	

Oats			
week	2019/20	2020/21	2021/22
1	303	4 443	16 792
2	930	5 175	19 062
3	1 418	8 319	20 079
4	3 129	10 274	20 925
5	3 685	10 893	25 098
6	3 968	11 455	25 559
7	4 564	12 539	28 484
8	5 315	18 233	31 038
9	5 865	20 115	31 660
10	6 666	24 001	32 217
11	7 499	24 964	32 949
12	8 192	28 370	33 724
13	10 856	30 245	34 482
14	14 515	31 204	35 796
15	16 797	31 907	36 439
16	17 487	36 852	40 429
17	18 235	37 537	41 388
18	21 508	38 723	44 133
19	23 787	39 482	44 978
20	55 844	40 443	46 054
21	58 386	42 058	47 381
22	79 070	43 067	48 340
23	114 828	44 332	49 660
24	115 819	52 574	52 755
25	117 167	54 624	53 774
26	117 343	54 945	56 765
27	117 534	57 508	56 941
28	120 899	57 886	57 512
29	124 593	59 431	58 335
30	125 256	60 536	59 831
31	126 001	63 298	78 183
32	126 774	64 623	79 645
33	127 889	65 784	81 155
34	129 202	66 881	82 796
35	133 745	69 754	84 084
36	138 019	71 088	103 621
37	138 831	72 543	104 495
38	139 815	74 516	105 553
39	151 303	75 449	116 835
40	152 057	77 289	118 266
41	154 497	78 590	120 072
42	185 388	79 937	134 042
43	194 509	81 059	146 187
44	196 583	83 901	147 969
45	197 590	85 230	
46	198 687	86 351	
47	202 875	87 690	
48	204 762	91 792	
49	205 424	98 166	
50	206 121	108 227	
51	207 210	110 780	
52	208 127	112 677	
53	208 293	117 583	



Including UK data as EU member state until 31/12/2020

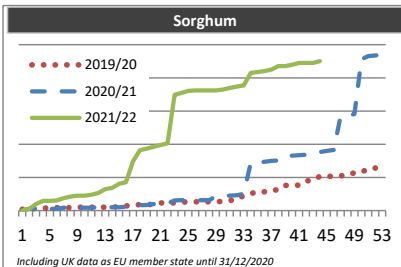
Including UK data as EU member state until 31/12/2020

Including UK data as EU member state until 31/12/2020

Week 1 to 44 from 01/07/2021 to 01/05/2022

(tonnes)

Sorghum			
week	2019/20	2020/21	2021/22
1	75	0	0
2	100	99	85
3	124	99	392
4	150	99	584
5	152	100	587
6	173	101	611
7	173	177	743
8	173	177	847
9	194	177	902
10	197	177	902
11	197	177	960
12	197	202	1 070
13	199	204	1 292
14	199	204	1 366
15	244	204	1 610
16	285	228	1 706
17	309	258	2 961
18	360	329	3 636
19	360	331	3 736
20	361	388	3 840
21	456	388	3 948
22	456	439	4 048
23	458	613	6 985
24	503	624	7 085
25	529	624	7 214
26	529	624	7 241
27	529	624	7 241
28	530	624	7 243
29	530	851	7 243
30	556	880	7 297
31	608	903	7 395
32	654	931	7 479
33	907	1 014	7 546
34	1 027	2 885	8 302
35	1 127	2 886	8 349
36	1 127	2 939	8 401
37	1 247	2 997	8 507
38	1 247	3 023	8 709
39	1 511	3 314	8 710
40	1 536	3 314	8 787
41	1 536	3 340	8 893
42	1 796	3 368	8 895
43	1 820	3 500	8 895
44	2 059	3 536	9 009
45	2 059	3 597	
46	2 063	3 653	
47	2 088	5 678	
48	2 137	5 706	
49	2 281	5 811	
50	2 306	9 121	
51	2 524	9 306	
52	2 562	9 357	
53	2 562	9 405	



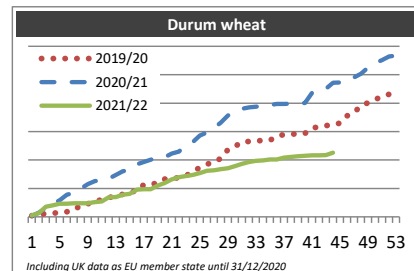
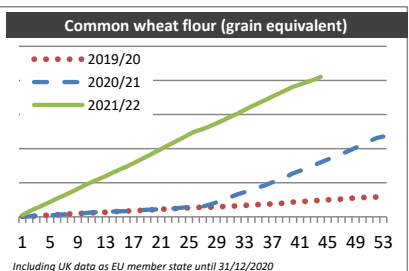
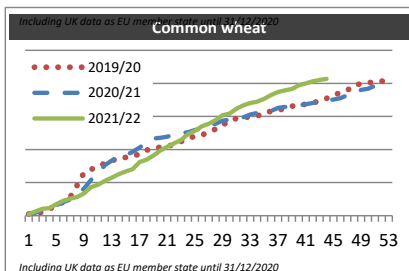
Week 1 to 44 from 01/07/2021 to 01/05/2022

(tonnes)

Common wheat			
week	2019/20	2020/21	2021/22
1	26 347	22 112	22 494
2	38 366	43 513	65 676
3	51 421	84 224	104 837
4	102 005	107 290	115 410
5	156 035	159 746	173 602
6	205 759	205 634	228 060
7	281 272	245 472	258 866
8	458 102	325 735	283 528
9	651 685	409 745	336 766
10	701 468	538 173	431 999
11	737 816	640 539	465 837
12	795 418	761 367	526 878
13	830 102	832 705	575 803
14	871 395	874 935	625 728
15	879 681	917 575	667 386
16	900 950	966 134	701 978
17	930 041	1 031 585	811 505
18	994 104	1 105 281	845 853
19	1 007 899	1 165 939	907 792
20	1 039 529	1 178 751	984 448
21	1 052 883	1 194 679	1 040 439
22	1 071 394	1 224 891	1 094 406
23	1 120 454	1 249 196	1 147 546
24	1 160 854	1 260 610	1 233 286
25	1 206 778	1 296 196	1 281 242
26	1 218 655	1 316 419	1 351 291
27	1 264 623	1 358 922	1 390 838
28	1 309 793	1 390 289	1 447 093
29	1 368 246	1 435 260	1 518 089
30	1 434 339	1 450 834	1 543 692
31	1 471 644	1 462 993	1 615 885
32	1 487 151	1 488 855	1 669 874
33	1 492 036	1 527 683	1 703 321
34	1 504 342	1 555 281	1 724 590
35	1 558 802	1 570 983	1 765 332
36	1 578 838	1 584 448	1 824 352
37	1 593 168	1 629 405	1 872 212
38	1 623 991	1 645 696	1 893 896
39	1 654 539	1 658 329	1 917 568
40	1 677 376	1 668 276	1 972 264
41	1 682 030	1 686 574	1 999 003
42	1 711 539	1 701 928	2 032 344
43	1 726 510	1 732 085	2 051 983
44	1 774 517	1 740 834	2 069 235
45	1 826 514	1 756 186	
46	1 857 014	1 775 782	
47	1 894 402	1 822 050	
48	1 974 245	1 850 746	
49	1 993 912	1 900 265	
50	2 009 850	1 919 609	
51	2 020 593	1 966 360	
52	2 033 360	2 010 502	
53	2 033 500	2 021 365	

Common wheat flour (grain equivalent)			
week	2019/20	2020/21	2021/22
1	615	364	2 370
2	897	774	8 152
3	1 333	1 454	12 742
4	2 112	1 873	17 166
5	2 555	2 273	21 823
6	3 012	2 867	26 828
7	3 658	3 822	31 457
8	4 310	4 374	36 244
9	4 711	4 859	41 069
10	5 460	5 502	46 099
11	5 861	6 304	51 022
12	6 245	6 897	55 462
13	6 705	7 204	59 837
14	7 573	7 877	64 752
15	7 903	8 129	69 250
16	8 538	8 490	73 617
17	8 994	9 073	78 603
18	9 380	9 754	83 594
19	10 002	10 352	88 786
20	10 523	10 834	94 100
21	11 014	11 233	99 284
22	11 371	11 868	105 136
23	12 095	12 579	110 233
24	12 744	13 416	115 101
25	13 240	14 037	120 747
26	13 774	14 390	125 561
27	13 955	15 170	128 569
28	14 256	17 921	132 723
29	14 816	21 196	137 200
30	15 273	24 979	141 878
31	15 636	29 103	146 771
32	16 049	33 128	151 353
33	16 797	36 202	156 615
34	17 126	39 985	161 839
35	17 738	43 173	166 561
36	18 397	46 305	171 262
37	19 024	50 580	176 253
38	19 566	54 274	180 885
39	20 385	58 496	185 918
40	21 450	63 649	190 575
41	22 110	67 441	194 281
42	22 777	71 524	197 534
43	23 779	75 808	201 139
44	24 279	79 915	205 203
45	25 003	84 101	
46	25 563	88 133	
47	26 141	92 270	
48	27 030	96 698	
49	27 693	101 184	
50	28 296	105 880	
51	28 681	110 666	
52	29 181	115 545	
53	29 449	117 792	

Durum wheat			
week	2019/20	2020/21	2021/22
1	19 538	15 910	24 903
2	39 879	70 589	62 555
3	58 275	148 727	178 630
4	59 066	228 769	204 018
5	80 934	290 923	230 861
6	88 188	389 351	232 090
7	111 407	421 013	238 607
8	206 396	497 085	238 671
9	226 295	576 827	240 024
10	289 834	628 124	260 359
11	290 047	643 468	272 308
12	339 097	674 436	344 729
13	362 832	736 081	347 231
14	396 823	802 094	389 623
15	441 549	821 648	405 412
16	448 379	924 355	479 059
17	567 226	966 163	487 000
18	578 692	1 003 356	487 153
19	587 680	1 041 146	550 721
20	665 108	1 050 712	595 765
21	670 756	1 114 180	660 015
22	687 537	1 146 252	697 315
23	719 118	1 258 285	715 872
24	805 212	1 318 719	737 813
25	861 414	1 428 851	771 806
26	927 708	1 483 610	811 006
27	954 613	1 562 712	818 162
28	1 027 644	1 657 037	840 228
29	1 183 351	1 784 310	855 308
30	1 236 011	1 828 752	891 269
31	1 322 810	1 899 260	933 706
32	1 324 992	1 927 163	965 069
33	1 339 083	1 936 321	986 544
34	1 342 266	1 948 506	992 855
35	1 345 899	1 965 885	1 008 618
36	1 417 293	1 986 558	1 009 045
37	1 448 181	1 986 645	1 040 624
38	1 454 050	1 988 702	1 053 337
39	1 459 298	2 000 979	1 064 075
40	1 468 894	2 001 370	1 074 967
41	1 565 659	2 176 341	1 080 405
42	1 579 446	2 185 891	1 082 179
43	1 603 442	2 252 257	1 084 683
44	1 615 539	2 357 032	1 128 395
45	1 650 263	2 362 055	
46	1 776 149	2 376 516	
47	1 832 535	2 452 088	
48	1 955 741	2 515 962	
49	2 005 500	2 625 584	
50	2 067 201	2 701 779	
51	2 106 620	2 757 875	
52	2 156 892	2 820 687	
53	2 206 867	2 836 167	



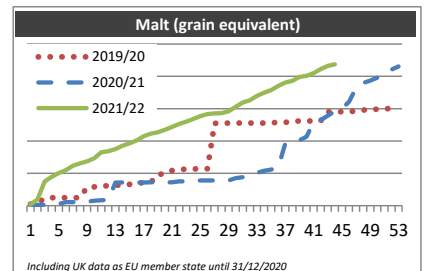
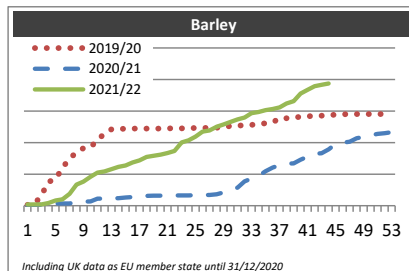
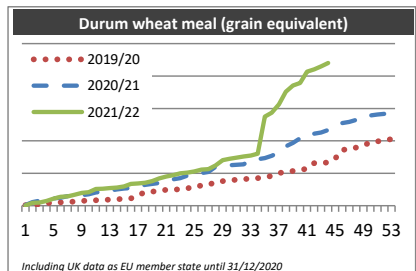
Week 1 to 44 from 01/07/2021 to 01/05/2022

(tonnes)

Durum wheat meal (grain equivalent)			
week	2019/20	2020/21	2021/22
1	17	21	8
2	22	108	89
3	36	150	99
4	75	194	144
5	95	223	220
6	106	247	275
7	106	294	289
8	134	312	339
9	144	321	392
10	158	353	413
11	169	410	514
12	178	432	521
13	187	465	541
14	199	502	556
15	214	528	597
16	222	542	672
17	318	597	689
18	424	647	709
19	429	673	760
20	475	698	846
21	491	728	897
22	497	813	942
23	510	848	1 000
24	529	930	1 023
25	606	985	1 056
26	618	1 007	1 117
27	636	1 043	1 130
28	734	1 198	1 244
29	756	1 225	1 408
30	786	1 247	1 450
31	797	1 259	1 481
32	814	1 273	1 520
33	842	1 414	1 544
34	848	1 435	1 603
35	874	1 467	2 745
36	922	1 539	2 865
37	1 007	1 644	3 125
38	1 039	1 829	3 519
39	1 073	1 938	3 710
40	1 094	2 077	3 783
41	1 147	2 081	4 137
42	1 312	2 223	4 208
43	1 317	2 259	4 297
44	1 336	2 337	4 402
45	1 451	2 425	
46	1 721	2 547	
47	1 739	2 581	
48	1 794	2 647	
49	1 849	2 673	
50	1 962	2 786	
51	1 978	2 811	
52	2 039	2 834	
53	2 048	2 869	

Barley			
week	2019/20	2020/21	2021/22
1	5 495	15	7 590
2	11 034	1 736	8 127
3	66 804	6 899	8 833
4	151 795	6 902	16 769
5	167 048	13 520	32 972
6	240 193	13 722	40 018
7	298 686	14 445	75 416
8	338 676	24 701	133 268
9	364 018	25 509	152 668
10	370 412	26 468	183 106
11	416 796	44 307	210 363
12	456 839	45 208	216 485
13	484 584	46 951	231 277
14	487 744	47 223	246 784
15	487 929	52 559	255 467
16	488 381	54 429	274 409
17	488 773	54 429	287 725
18	488 774	61 714	308 988
19	489 027	63 015	317 075
20	489 027	64 307	323 765
21	490 205	64 413	334 093
22	490 205	64 592	347 082
23	490 872	64 716	401 383
24	490 936	65 502	414 117
25	493 575	66 521	436 969
26	493 575	68 056	469 930
27	493 631	68 323	476 907
28	493 875	72 261	500 086
29	494 151	84 510	515 549
30	506 261	99 450	530 616
31	507 913	114 874	547 208
32	508 927	154 277	558 950
33	511 932	171 896	586 464
34	518 024	189 587	593 751
35	522 024	219 203	605 586
36	528 225	241 503	612 320
37	554 219	256 027	623 636
38	554 418	266 916	647 413
39	561 890	268 274	662 171
40	562 391	291 610	710 235
41	567 887	310 557	734 584
42	568 130	329 453	757 321
43	571 281	333 000	765 869
44	574 773	357 458	774 492
45	576 048	391 439	
46	579 405	400 091	
47	580 778	404 918	
48	580 808	426 724	
49	580 822	435 642	
50	580 838	446 470	
51	580 841	455 324	
52	580 841	459 469	
53	580 841	465 940	

Malt (grain equivalent)			
week	2019/20	2020/21	2021/22
1	240	134	170
2	405	135	993
3	1 112	139	3 762
4	1 221	271	4 462
5	1 222	285	5 041
6	1 222	551	5 492
7	1 222	551	6 171
8	1 223	574	6 528
9	2 882	642	6 858
10	2 916	777	7 329
11	3 019	845	8 241
12	3 079	872	8 432
13	3 172	3 595	8 753
14	3 205	3 596	9 269
15	3 298	3 597	9 649
16	3 419	3 597	10 101
17	3 573	3 597	10 749
18	3 574	3 618	11 133
19	4 874	3 618	11 342
20	4 913	3 622	11 752
21	5 453	3 622	12 184
22	5 555	3 757	12 651
23	5 678	3 757	12 987
24	5 678	3 825	13 421
25	5 678	3 891	13 840
26	5 736	3 893	14 160
27	12 737	3 893	14 279
28	12 737	3 893	14 304
29	12 763	3 908	14 611
30	12 763	4 249	15 316
31	12 784	4 406	15 935
32	12 784	4 718	16 318
33	12 784	5 097	16 969
34	12 785	5 396	17 489
35	12 853	5 586	17 875
36	12 853	5 933	18 517
37	12 879	9 653	19 057
38	13 037	9 898	19 315
39	13 101	10 101	19 921
40	13 101	10 682	20 084
41	13 102	12 999	20 526
42	13 102	13 229	21 119
43	14 520	13 923	21 602
44	14 521	14 617	21 865
45	14 521	15 008	
46	14 522	16 058	
47	14 654	18 240	
48	14 788	18 996	
49	14 921	19 343	
50	14 922	19 799	
51	14 989	20 410	
52	15 017	21 041	
53	15 152	21 531	



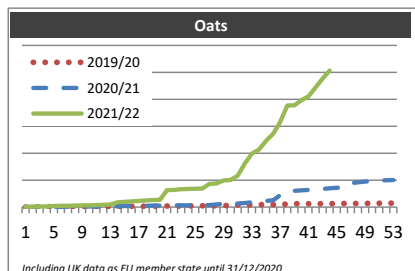
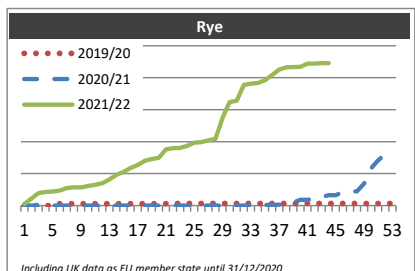
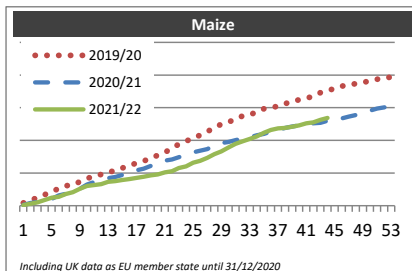
Week 1 to 44 from 01/07/2021 to 01/05/2022

(tonnes)

Maize			
week	2019/20	2020/21	2021/22
1	431 335	124 748	89 745
2	761 493	419 378	320 216
3	1 303 291	595 271	527 425
4	1 679 978	815 972	851 358
5	2 125 234	1 042 931	1 225 199
6	2 624 908	1 560 728	1 369 135
7	3 052 379	1 821 390	1 780 744
8	3 169 060	2 040 073	2 054 240
9	3 696 267	2 599 754	2 597 994
10	4 136 675	3 232 831	3 018 641
11	4 528 292	3 612 176	3 150 156
12	4 793 953	3 829 175	3 292 671
13	4 996 725	4 219 341	3 667 603
14	5 487 629	4 402 520	3 767 048
15	5 763 764	4 727 179	3 922 270
16	6 170 581	4 963 268	4 081 448
17	6 499 208	5 400 173	4 264 591
18	6 842 862	5 666 468	4 431 774
19	7 283 923	6 072 793	4 640 772
20	7 708 646	6 554 661	4 773 229
21	8 142 819	6 901 144	5 088 559
22	8 844 492	7 090 925	5 269 813
23	9 403 428	7 428 158	5 773 180
24	9 873 080	7 771 347	6 024 463
25	10 401 396	8 180 488	6 583 325
26	10 790 672	8 410 770	6 872 023
27	11 365 409	8 655 548	7 335 985
28	11 849 282	9 198 411	7 883 828
29	12 524 377	9 583 852	8 305 096
30	12 789 770	9 753 859	8 908 137
31	13 295 873	10 025 021	9 486 824
32	13 743 524	10 279 446	9 869 191
33	13 902 683	10 464 201	10 217 081
34	14 347 763	10 787 115	10 602 586
35	14 826 244	10 998 605	11 172 675
36	15 008 167	11 352 529	11 603 779
37	15 214 368	11 630 639	11 830 302
38	15 616 247	11 896 864	11 895 186
39	15 952 650	12 104 498	12 070 527
40	16 223 415	12 297 115	12 308 261
41	16 449 790	12 449 551	12 611 594
42	16 732 134	12 606 070	12 771 982
43	17 293 897	12 680 903	13 130 804
44	17 667 099	12 993 394	13 434 454
45	17 893 343	13 253 330	
46	18 286 024	13 370 758	
47	18 491 537	13 639 480	
48	18 666 715	13 892 902	
49	18 895 343	14 160 064	
50	19 069 447	14 540 192	
51	19 346 151	14 871 679	
52	19 592 483	15 043 859	
53	19 654 085	15 223 937	

Rye			
week	2019/20	2020/21	2021/22
1	0	0	2 504
2	0	0	11 290
3	0	0	19 382
4	0	2	21 461
5	0	2	21 881
6	2 981	2	23 302
7	2 981	2	27 394
8	2 981	2	28 393
9	2 981	2	28 669
10	2 981	2	30 732
11	2 981	2	32 614
12	2 981	2	34 909
13	2 981	2	40 888
14	2 981	2	47 936
15	2 981	2	52 713
16	2 981	2	58 662
17	3 026	8	63 352
18	3 092	8	70 083
19	3 092	8	72 949
20	3 092	8	74 650
21	3 092	8	87 925
22	3 192	9	89 741
23	3 192	9	90 079
24	3 214	9	93 451
25	3 214	10	98 526
26	3 214	10	99 080
27	3 214	10	102 127
28	3 236	10	104 421
29	3 236	10	137 641
30	3 236	10	161 899
31	3 236	10	163 975
32	3 239	10	189 015
33	3 239	10	190 778
34	3 240	387	191 979
35	3 240	1 031	196 134
36	3 240	1 031	204 390
37	3 248	1 308	212 731
38	3 248	4 414	216 431
39	3 248	5 094	216 564
40	3 248	9 061	216 943
41	3 248	9 061	221 977
42	3 248	10 486	222 193
43	3 248	13 391	222 762
44	3 248	16 355	222 829
45	3 248	16 355	
46	3 248	21 246	
47	3 248	21 834	
48	3 249	22 332	
49	3 249	34 693	
50	3 249	58 564	
51	3 249	71 186	
52	3 249	80 689	
53	3 249	86 288	

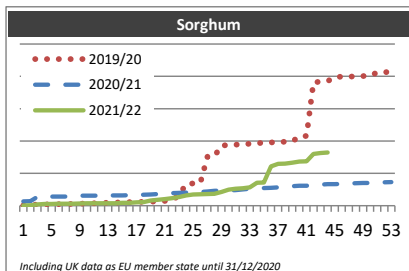
Oats			
week	2019/20	2020/21	2021/22
1	2	0	135
2	113	88	331
3	141	110	415
4	188	154	506
5	215	176	788
6	262	198	876
7	262	220	1 007
8	284	243	1 066
9	307	337	1 211
10	307	404	1 269
11	329	492	1 400
12	351	492	1 694
13	374	541	1 943
14	418	637	3 479
15	462	744	3 792
16	545	821	4 205
17	568	958	4 561
18	610	1 002	4 863
19	654	1 073	5 185
20	677	1 125	5 426
21	707	1 169	12 534
22	770	1 237	12 839
23	792	1 242	13 266
24	876	1 330	13 421
25	943	1 379	13 670
26	943	1 423	13 751
27	944	1 423	17 234
28	944	1 895	17 470
29	1 008	2 404	19 753
30	1 424	2 524	20 098
31	1 600	2 584	23 284
32	1 630	3 035	32 477
33	1 674	3 580	39 626
34	1 746	4 190	42 656
35	1 748	4 526	49 179
36	1 792	5 112	54 574
37	1 849	8 800	63 027
38	2 290	8 999	75 332
39	2 557	12 024	75 577
40	2 557	12 468	79 261
41	2 557	12 815	82 127
42	2 557	13 165	88 893
43	2 558	13 518	95 388
44	2 558	13 909	101 322
45	2 582	14 313	
46	2 604	14 640	
47	2 670	17 770	
48	2 716	18 369	
49	2 738	18 918	
50	2 776	19 297	
51	2 864	19 614	
52	2 909	19 965	
53	2 953	20 046	

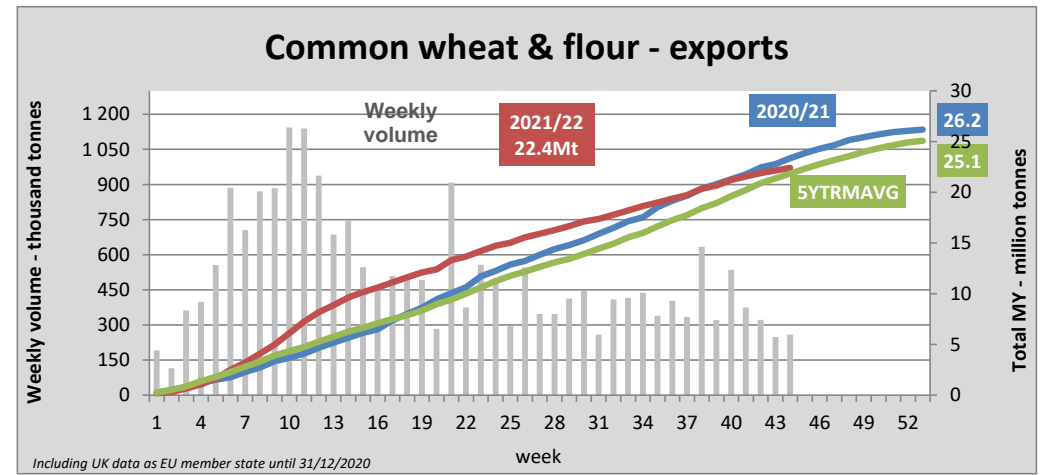
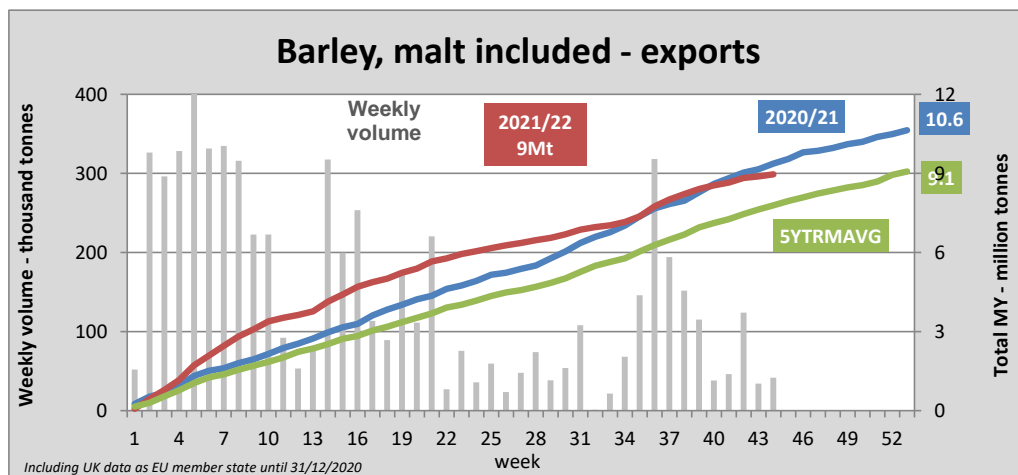
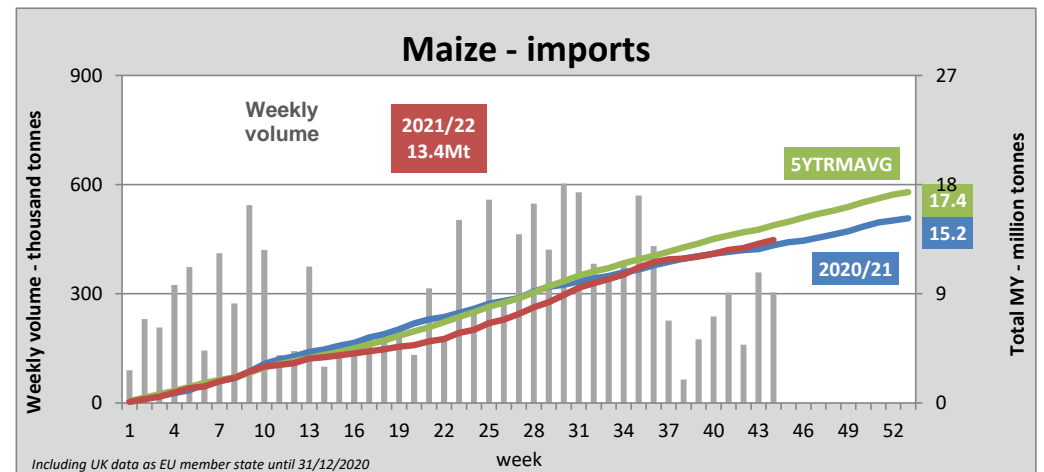
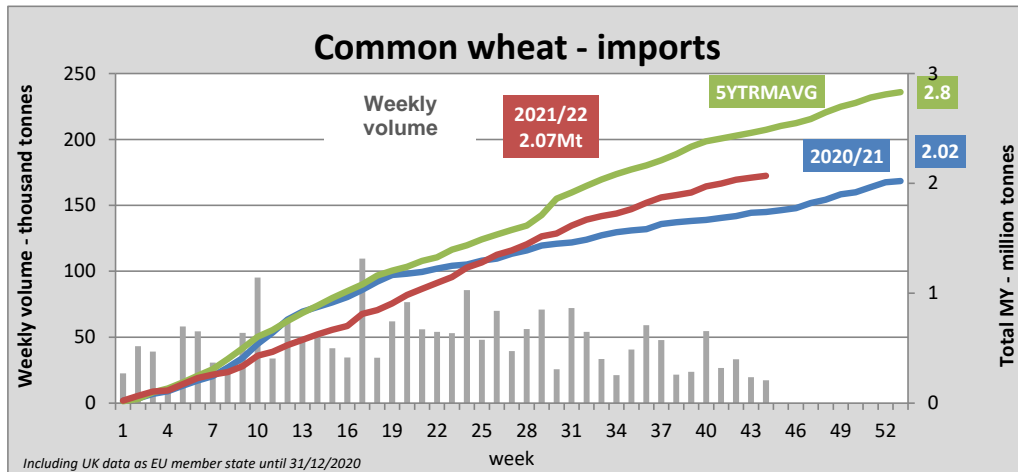


Week 1 to 44 from 01/07/2021 to 01/05/2022

(tonnes)

Sorghum			
week	2019/20	2020/21	2021/22
1	206	2 653	86
2	472	2 727	218
3	583	5 479	820
4	789	5 531	1 044
5	852	5 627	1 126
6	945	5 695	1 188
7	1 052	5 697	1 210
8	1 137	5 721	1 235
9	1 244	6 172	1 361
10	1 354	6 174	1 447
11	1 510	6 243	1 497
12	1 780	6 269	1 498
13	1 850	6 364	1 545
14	1 892	6 387	1 560
15	2 109	6 409	1 723
16	2 262	6 539	1 766
17	2 352	6 629	2 035
18	2 379	6 835	2 213
19	2 473	6 966	3 274
20	2 675	7 168	3 671
21	2 941	7 623	4 117
22	3 203	7 789	4 606
23	6 533	7 926	5 421
24	13 531	8 125	6 310
25	13 828	8 282	6 862
26	13 918	8 461	7 061
27	30 270	8 818	7 198
28	30 485	9 200	7 418
29	37 223	9 365	8 476
30	37 489	9 526	9 907
31	37 775	9 658	10 555
32	38 117	10 077	10 840
33	38 317	10 505	11 369
34	38 649	10 799	14 172
35	38 802	10 903	14 398
36	39 086	11 083	24 384
37	39 327	11 333	25 854
38	39 598	11 618	26 065
39	39 732	12 022	26 534
40	42 902	12 297	27 248
41	43 112	12 411	27 495
42	76 240	12 799	31 982
43	76 819	13 110	32 552
44	77 061	13 327	32 899
45	79 554	13 403	
46	79 736	13 528	
47	79 761	13 750	
48	80 094	13 864	
49	80 226	13 985	
50	80 385	14 117	
51	82 471	14 337	
52	82 566	14 535	
53	82 653	14 602	





Calendar of Marketing Year weeks

Week	2019/20		2020/21		2021/22	
	Start	End	Start	End	Start	End
1	01-07-2019	07-07-2019	01-07-2020	05-07-2020	01-07-2021	04-07-2021
2	08-07-2019	14-07-2019	06-07-2020	12-07-2020	05-07-2021	11-07-2021
3	15-07-2019	21-07-2019	13-07-2020	19-07-2020	12-07-2021	18-07-2021
4	22-07-2019	28-07-2019	20-07-2020	26-07-2020	19-07-2021	25-07-2021
5	29-07-2019	04-08-2019	27-07-2020	02-08-2020	26-07-2021	01-08-2021
6	05-08-2019	11-08-2019	03-08-2020	09-08-2020	02-08-2021	08-08-2021
7	12-08-2019	18-08-2019	10-08-2020	16-08-2020	09-08-2021	15-08-2021
8	19-08-2019	25-08-2019	17-08-2020	23-08-2020	16-08-2021	22-08-2021
9	26-08-2019	01-09-2019	24-08-2020	30-08-2020	23-08-2021	29-08-2021
10	02-09-2019	08-09-2019	31-08-2020	06-09-2020	30-08-2021	05-09-2021
11	09-09-2019	15-09-2019	07-09-2020	13-09-2020	06-09-2021	12-09-2021
12	16-09-2019	22-09-2019	14-09-2020	20-09-2020	13-09-2021	19-09-2021
13	23-09-2019	29-09-2019	21-09-2020	27-09-2020	20-09-2021	26-09-2021
14	30-09-2019	06-10-2019	28-09-2020	04-10-2020	27-09-2021	03-10-2021
15	07-10-2019	13-10-2019	05-10-2020	11-10-2020	04-10-2021	10-10-2021
16	14-10-2019	20-10-2019	12-10-2020	18-10-2020	11-10-2021	17-10-2021
17	21-10-2019	27-10-2019	19-10-2020	25-10-2020	18-10-2021	24-10-2021
18	28-10-2019	03-11-2019	26-10-2020	01-11-2020	25-10-2021	31-10-2021
19	04-11-2019	10-11-2019	02-11-2020	08-11-2020	01-11-2021	07-11-2021
20	11-11-2019	17-11-2019	09-11-2020	15-11-2020	08-11-2021	14-11-2021
21	18-11-2019	24-11-2019	16-11-2020	22-11-2020	15-11-2021	21-11-2021
22	25-11-2019	01-12-2019	23-11-2020	29-11-2020	22-11-2021	28-11-2021
23	02-12-2019	08-12-2019	30-11-2020	06-12-2020	29-11-2021	05-12-2021
24	09-12-2019	15-12-2019	07-12-2020	13-12-2020	06-12-2021	12-12-2021
25	16-12-2019	22-12-2019	14-12-2020	20-12-2020	13-12-2021	19-12-2021
26	23-12-2019	29-12-2019	21-12-2020	27-12-2020	20-12-2021	26-12-2021
27	30-12-2019	05-01-2020	28-12-2020	03-01-2021	27-12-2021	02-01-2022
28	06-01-2020	12-01-2020	04-01-2021	10-01-2021	03-01-2022	09-01-2022
29	13-01-2020	19-01-2020	11-01-2021	17-01-2021	10-01-2022	16-01-2022
30	20-01-2020	26-01-2020	18-01-2021	24-01-2021	17-01-2022	23-01-2022
31	27-01-2020	02-02-2020	25-01-2021	31-01-2021	24-01-2022	30-01-2022
32	03-02-2020	09-02-2020	01-02-2021	07-02-2021	31-01-2022	06-02-2022
33	10-02-2020	16-02-2020	08-02-2021	14-02-2021	07-02-2022	13-02-2022
34	17-02-2020	23-02-2020	15-02-2021	21-02-2021	14-02-2022	20-02-2022
35	24-02-2020	01-03-2020	22-02-2021	28-02-2021	21-02-2022	27-02-2022
36	02-03-2020	08-03-2020	01-03-2021	07-03-2021	28-02-2022	06-03-2022
37	09-03-2020	15-03-2020	08-03-2021	14-03-2021	07-03-2022	13-03-2022
38	16-03-2020	22-03-2020	15-03-2021	21-03-2021	14-03-2022	20-03-2022
39	23-03-2020	29-03-2020	22-03-2021	28-03-2021	21-03-2022	27-03-2022
40	30-03-2020	05-04-2020	29-03-2021	04-04-2021	28-03-2022	03-04-2022
41	06-04-2020	12-04-2020	05-04-2021	11-04-2021	04-04-2022	10-04-2022
42	13-04-2020	19-04-2020	12-04-2021	18-04-2021	11-04-2022	17-04-2022
43	20-04-2020	26-04-2020	19-04-2021	25-04-2021	18-04-2022	24-04-2022
44	27-04-2020	03-05-2020	26-04-2021	02-05-2021	25-04-2022	01-05-2022
45	04-05-2020	10-05-2020	03-05-2021	09-05-2021	02-05-2022	08-05-2022
46	11-05-2020	17-05-2020	10-05-2021	16-05-2021	09-05-2022	15-05-2022
47	18-05-2020	24-05-2020	17-05-2021	23-05-2021	16-05-2022	22-05-2022
48	25-05-2020	31-05-2020	24-05-2021	30-05-2021	23-05-2022	29-05-2022
49	01-06-2020	07-06-2020	31-05-2021	06-06-2021	30-05-2022	05-06-2022
50	08-06-2020	14-06-2020	07-06-2021	13-06-2021	06-06-2022	12-06-2022
51	15-06-2020	21-06-2020	14-06-2021	20-06-2021	13-06-2022	19-06-2022
52	22-06-2020	28-06-2020	21-06-2021	27-06-2021	20-06-2022	26-06-2022
53	29-06-2020	30-06-2020	28-06-2021	30-06-2021	27-06-2022	30-06-2022