

Trade monitoring through customs surveillance data

The TAXUD surveillance system ("customs surveillance") records and centralizes all trade data (import and exports) directly from the national customs authorities on a daily basis. For each transaction, the stored data contain the information available on the Single Administrative Document (SAD), including the volume and origin of the consignment.

As surveillance system does not include intra-trade data, the UK data as EU partner can't be displayed before 1/1/2021. The data as of 1/1/2021 is therefore not comparable with the data until 31/12/2020.

According to Art.55(2) of Commission Implementing Regulation (EU) 2015/2447, the customs authorities shall provide the Commission at least once a week with data on customs declarations for the goods that have been made subject to surveillance at release for free circulation or at export.

The "customs surveillance" data provide actual and prompt information about the trade (import/export) transaction in terms of volume and origin or destination. The European Commission aims to improve data quality and provide as recent and accurate information as possible. However, Surveillance data are created on the basis of declarations that may be modified, corrected or deleted. Additionally, the legal basis (Regulation (EU) 2015/2447) allows that on specific occasions declaration data may be forwarded with a delay. Therefore, it cannot be guaranteed that information provided is free of errors or that it will not be amended. The European Commission accepts no responsibility with regard to such problems incurred as a result of using these data.

* The United Kingdom is no longer a Member State of the European Union, however until the end of the transition period it was still a part of the EU Customs Union. Due to the absence of intra-trade data in the surveillance system, the totals of the EU trade data therefore also include the UK data until 31/12/2020. The data as of 1/1/2021 is therefore not comparable with the data until 31/12/2020.

Note: Since 6th November 2016 the export and import licenses are no longer required for the major part of the trade in cereals in application of Regulations (EU) 2016/1237 and 2016/1239 of 18 May 2016.

Publication of data

This report is published on a weekly basis. In case of a technical issue or another constraint causing delay of the publication, please note that the next upload will be done in the coming days at 12h or 16h.

The data are expressed in quantity of the product itself, unless otherwise stated
Below the specifications of the products included in the report

Product	CN code	Conversion factor grain equivalent
Common wheat	1001 99 00	
Common wheat flour (grain equiv.)	1101 00 15	1.37
Durum wheat	1001 19 00	
Durum wheat meal (grain equiv.)	1103 11 10	1.5
Barley	1003 90 00	
Malt (Barley equiv.)	1107 10 91, 1107 10 99	1.27
Maize	1005 90 00	
Rye	1002 90 00	
Oats	1004 90 00	
Sorghum	1007 90 00	
Residues of starch manufacture	2303 10 19	
Maize gluten feed	2309 90 20	
Brewing and distilling dregs and waste	2303 30 00	
Citrus pulp residues	2308 00 40 TARIC_ex 10	

- XI refers to Northern Ireland
- data on malt expressed in barley equivalent are included;
- data on wheat flour and durum wheat meal are expressed only in grain equivalent
- the weekly reference period is from Monday to Sunday

Exports and imports

Situation at 20/06/2022

Cumul of weeks 1 to 51

<i>Customs Surveillance</i> (tonnes)	EU*		EU + UK		EU + UK	
	01/07/2021 - 19/06/2022		01/07/2020 - 20/06/2021		01/07/2019 - 21/06/2020	
	Export	Import	Export	Import	Export	Import
Common wheat	26,675,279	2,388,663	25,481,577	1,966,360	34,283,798	2,020,593
Common wheat flour (grain equivalent)	524,972	237,980	456,094	110,744	553,079	28,681
Durum wheat	967,250	1,272,623	450,742	2,757,875	981,149	2,106,620
Durum wheat meal (grain equivalent)	210,831	5,258	230,259	2,814	240,725	1,978
Total Wheat	28,378,332	3,904,523	26,618,671	4,837,793	36,058,750	4,157,872
Barley	6,852,759	843,993	7,336,344	455,324	7,215,539	580,841
Malt (grain equivalent)	2,900,402	26,880	3,049,991	20,410	2,566,317	14,989
Maize	5,703,012	16,050,682	2,746,290	14,871,679	4,905,451	19,346,151
Rye	143,231	248,890	147,340	71,186	248,490	3,249
Oats	196,827	136,999	110,780	19,614	207,210	2,864
Sorghum	11,360	153,199	9,306	14,337	2,524	82,471
Total Coarse grains	15,807,591	17,460,642	13,400,051	15,452,551	15,145,531	20,030,565
General Total	44,185,923	21,365,165	40,018,722	20,290,344	51,204,281	24,188,438

* The United Kingdom is no longer a Member State of the European Union, however until the end of the transition period it was still a part of the EU Customs Union. Due to the absence of intra-trade data in the surveillance system, the totals of the EU trade data therefore also include the UK data until 31/12/2020. The data as of 1/1/2021 is therefore not comparable with the data until 31/12/2020.

Import (tonnes)	Common wheat	Common wheat flour (grain equivalent)	Durum wheat	Durum wheat meal (grain equivalent)	Barley	Malt (grain equivalent)	Maize	Rye	Oats	Sorghum
BE	26,864	1,028	124,881	663	158,542	747	457,718		27,341	3,502
BG	236	199		5	302		11,497		198	1,614
CZ	43	36		43	40	386	2,448			89
DK	6,923	64	1	7	8	292	3,687		2,514	14
DE	3,457	3,167	31	394	22,370	1,274	110,097	2,693	35,515	1,301
EE		4				1,310	2,119			
IE	105,407	148,418	6	57	120,528	1,316	979,363	7,415	8	33
EL	377,395	536		17	13,609	4,710	232,553		140	878
ES	381,923	469	130,893	1,971	135,236	2,967	6,067,620	129,714	21,791	127,236
FR	266	11,779	64	1,129	4	2,719	3,715	24	19	30
HR	42,977	5,829		2	12,522	18	36,852	499		
IT	749,452	2,051	966,011	177	14,095	1,217	1,504,802		399	9,422
CY	17,684	119		3	2,035	792	138,440		14	
LV	89	36	34,598	3		72	163,159	53,232		
LT	1,510	1			23	115	110,833	14,214		
LU										
HU	1,543	57	65			90	363,145		286	361
MT	14,625	158					46		16	1
NL	189,560	9,975	2,950	560	159,774	871	2,536,808	330	42,872	344
AT	17,679	86		13	1	12	134,658		44	
PL	3,462	731	11,218	109	19,728	77	652,668	38,511	1,923	8,004
PT	50,587	492			110,117		1,552,086			236
RO	26,592	4,526	1,269	7	11,324	3,576	243,584	531	23	92
SI	352,912	658	604	3	9,601	406	394,650	1,053		
SK	400	44			500	1,402	43,067			
FI	1,640	192			7,703	91	9,909		3,204	
SE	10	1,675	31	66	15,597	2,028	1,425	2	212	2
XI	15,426	45,650	1	27	30,334	391	293,733	672	478	40
EU*	2,388,663	237,980	1,272,623	5,258	843,993	26,880	16,050,682	248,890	136,999	153,199

* The United Kingdom is no longer a Member State of the European Union, however until the end of the transition period it was still a part of the EU Customs Union. Due to the absence of intra-trade data in the surveillance system, the totals of the EU trade data therefore also include the UK data until 31/12/2020. The data as of 1/1/2021 is therefore not comparable with the data until 31/12/2020.

Top 5 import origins* - (update of 20 Jun 2022)

Common wheat				
Origin	MY 2021/22		MY 2020/21	
	tonnes	share	tonnes	share
Russia	478,492	20.0%	271,276	13.8%
United Kingdom	415,796	17.4%	4,568	0.2%
Serbia	409,205	17.1%	220,790	11.2%
Ukraine	337,756	14.1%	633,870	32.2%
Moldova	178,560	7.5%	39,613	2.0%

Common wheat flour (grain equivalent)				
Origin	MY 2021/22		MY 2020/21	
	tonnes	share	tonnes	share
United Kingdom	208,396	87.6%	83,198	75.1%
India	6,586	2.8%	8,453	7.6%
Mauritius	6,384	2.7%	7,891	7.1%
Serbia	6,224	2.6%	4,603	4.2%
Moldova	4,477	1.9%	1,868	1.7%

Durum wheat				
Origin	MY 2021/22		MY 2020/21	
	tonnes	share	tonnes	share
Canada	582,607	45.8%	1,979,589	71.8%
Australia	288,021	22.6%	172,974	6.3%
Kazakhstan	131,787	10.4%	60,266	2.2%
United States of America	117,873	9.3%	419,420	15.2%
Russia	77,081	6.1%	54,350	2.0%

Durum wheat meal (grain equivalent)				
Origin	MY 2021/22		MY 2020/21	
	tonnes	share	tonnes	share
Egypt	1,728	32.9%	7	0.2%
Morocco	925	17.6%	1,127	40.0%
United Kingdom	810	15.4%	93	3.3%
Turkey	682	13.0%	631	22.4%
India	365	6.9%	407	14.5%

Barley				
Origin	MY 2021/22		MY 2020/21	
	tonnes	share	tonnes	share
United Kingdom	702,264	83.2%	340,263	74.7%
Ukraine	88,378	10.5%	50,425	11.1%
Serbia	31,248	3.7%	35,200	7.7%
Moldova	12,844	1.5%	15,929	3.5%
North Macedonia	9,031	1.1%	2,487	0.5%

Malt (grain equivalent)				
Origin	MY 2021/22		MY 2020/21	
	tonnes	share	tonnes	share
United Kingdom	17,212	64.0%	9,281	45.5%
Serbia	8,200	30.5%	7,700	37.7%
Ukraine	1,285	4.8%	1,282	6.3%
Russia	110	0.4%	94	0.5%
Norway	56	0.2%	31	0.2%

Maize				
Origin	MY 2021/22		MY 2020/21	
	tonnes	share	tonnes	share
Ukraine	8,004,788	49.9%	6,523,645	43.9%
Brazil	3,743,471	23.3%	4,495,103	30.2%
Canada	1,469,876	9.2%	1,093,047	7.3%
Serbia	731,004	4.6%	1,764,917	11.9%
United States of America	727,091	4.5%	5,567	0.0%

Rye				
Origin	MY 2021/22		MY 2020/21	
	tonnes	share	tonnes	share
Ukraine	117,891	47.4%	10,155	14.3%
Russia	113,085	45.4%	44,678	62.8%
United Kingdom	8,111	3.3%	2	0.0%
Belarus	7,387	3.0%	16,344	23.0%
Serbia	1,552	0.6%	1	0.0%

Oats				
Origin	MY 2021/22		MY 2020/21	
	tonnes	share	tonnes	share
United Kingdom	128,200	93.6%	16,186	82.5%
Russia	5,086	3.7%	2	0.0%
Ukraine	3,101	2.3%	2,965	15.1%

Sorghum				
Origin	MY 2021/22		MY 2020/21	
	tonnes	share	tonnes	share
United States of America	118,398	77.3%	208	1.5%
Ukraine	15,366	10.0%	9,976	69.6%
Russia	13,735	9.0%	2,701	18.8%
Sudan	2,662	1.7%	722	5.0%
Moldova	2,139	1.4%	-----	-----

* The United Kingdom is no longer a Member State of the European Union, however until the end of the transition period it was still a part of the EU Customs Union. Due to the absence of intra-trade data in the surveillance system, the totals of the EU trade data therefore also include the UK data until 31/12/2020. The data as of 1/1/2021 is therefore not comparable with the data until 31/12/2020.

Week 1 to 51 from 01/07/2021 to 19/06/2022

Summary

Export (tonnes)	Common wheat	Common wheat flour (grain equivalent)	Durum wheat	Durum wheat meal (grain equivalent)	Barley	Malt (grain equivalent)	Maize	Rye	Oats	Sorghum
BE	1,120	12,293	20,065	2,340	546	938,129	64		35	4
BG	3,125,525	1,888	1	1	149,669	67	607,433		68	546
CZ	14,321	427			2,081	38,261	28	47	8,142	
DK	71,461	2,353	8,704	5	94,088	134,304	305	2	6,614	
DE	3,739,608	35,170	654	1,498	1,243,405	546,287	33,457	132,345	15,138	11
EE	328,616	320	51,216		62,234	935	161		22,649	
IE	2	38			3	1,742				
EL	525	14,621	173,882	3,075	66	4,689	5,010	152		
ES	52	3,548	252,553	58,883	67,160	38,883	50,039	6	12,011	8
FR	8,157,440	71,669	87,592	76,910	3,250,072	558,999	457,305	26	13,344	9,343
HR	75,201	16,882	1,019	37	3,932	44,760	21,784		2,604	
IT	2,731	148,312	332,523	59,733	117	69	3,856	1	335	
CY	1	2	1							
LV	1,472,443	21,393	99	484	88,218	258	13,407	1,225	8,277	
LT	1,593,272	8,933	69	49	139,948	22,488	9	70	1,141	
LU				1						
HU	186,018	6,354	258	2,974	20,614	765	22,110	1,007	1,216	1,290
MT										
NL	197	105,188	26,235	153	11	271,771	11,890	21	276	108
AT	70,025	7,678	7,711	4,419	4,447	6,677	4,326	1,158	2,799	
PL	1,390,027	26,343	6	71	39,890	93,940	356,873	4,331	5,305	48
PT		21,269		6	42	19,481	1,897		3	
RO	6,314,623	10,956		142	1,684,660	5,245	4,112,537		449	
SI	5,143	6,380		49		71	43			
SK	13,003	117	4,313		1,454	858	176		933	
FI		1,553			1	25,177		325	33,521	
SE	113,926	1,287	349	1	100	146,544	299	2,513	61,964	
XI										
EU*	26,675,279	524,972	967,250	210,831	6,852,759	2,900,402	5,703,012	143,231	196,827	11,360

* The United Kingdom is no longer a Member State of the European Union, however until the end of the transition period it was still a part of the EU Customs Union. Due to the absence of intra-trade data in the surveillance system, the totals of the EU trade data therefore also include the UK data until 31/12/2020. The data as of 1/1/2021 is therefore not comparable with the data until 31/12/2020.

Top 5 export destinations* - (update of 20 Jun 2022)

Common wheat				
Destination	MY 2021/22		MY 2020/21	
	tonnes	share	tonnes	share
Algeria	4,762,120	17.9%	5,794,818	22.7%
Egypt	2,713,733	10.2%	1,075,120	4.2%
China	2,131,152	8.0%	1,767,310	6.9%
Nigeria	2,063,993	7.7%	2,279,284	8.9%
Morocco	1,824,926	6.8%	2,229,360	8.7%

Common wheat flour (grain equivalent)				
Destination	MY 2021/22		MY 2020/21	
	tonnes	share	tonnes	share
United Kingdom	97,943	18.7%	36,832	8.1%
United States of America	43,221	8.2%	40,283	8.8%
Guinea-Bissau	26,220	5.0%	33,010	7.2%
Thailand	24,972	4.8%	28,352	6.2%
Kosovo	16,750	3.2%	12,961	2.8%

Durum wheat				
Destination	MY 2021/22		MY 2020/21	
	tonnes	share	tonnes	share
Tunisia	464,147	48.0%	159,792	35.5%
Algeria	156,223	16.2%	41,097	9.1%
Turkey	64,799	6.7%	73,722	16.4%
United Kingdom	52,012	5.4%	27,529	6.1%
Nigeria	49,947	5.2%	-----	-----

Durum wheat meal (grain equivalent)				
Destination	MY 2021/22		MY 2020/21	
	tonnes	share	tonnes	share
Ivory Coast	73,892	35.0%	68,609	29.8%
Saudi Arabia	28,311	13.4%	41,792	18.2%
Mali	22,839	10.8%	29,618	12.9%
United Kingdom	22,042	10.5%	9,798	4.3%
Senegal	12,726	6.0%	16,976	7.4%

Barley				
Destination	MY 2021/22		MY 2020/21	
	tonnes	share	tonnes	share
China	2,364,138	34.5%	2,940,048	40.1%
Morocco	684,420	10.0%	407,730	5.6%
Turkey	579,864	8.5%	128,928	1.8%
Algeria	578,204	8.4%	640,726	8.7%
Saudi Arabia	505,660	7.4%	1,216,168	16.6%

Malt (grain equivalent)				
Destination	MY 2021/22		MY 2020/21	
	tonnes	share	tonnes	share
Brazil	263,661	9.1%	458,450	15.0%
Japan	204,801	7.1%	167,186	5.5%
Nigeria	191,808	6.6%	255,308	8.4%
Mexico	132,332	4.6%	88,604	2.9%
South Africa	125,453	4.3%	112,188	3.7%

Maize				
Destination	MY 2021/22		MY 2020/21	
	tonnes	share	tonnes	share
Iran (Islamic Republic of)	1,269,809	22.3%	520,358	18.9%
Egypt	911,749	16.0%	82,311	3.0%
Korea (Republic of)	707,428	12.4%	209,885	7.6%
United Kingdom	687,203	12.0%	238,494	8.7%
Turkey	391,833	6.9%	202,800	7.4%

Rye				
Destination	MY 2021/22		MY 2020/21	
	tonnes	share	tonnes	share
United States of America	121,001	84.5%	99,002	67.2%
Japan	10,559	7.4%	20,007	13.6%
Norway	4,226	3.0%	8,352	5.7%
United Kingdom	3,620	2.5%	2,253	1.5%
Switzerland	2,070	1.4%	1,006	0.7%

Oats				
Destination	MY 2021/22		MY 2020/21	
	tonnes	share	tonnes	share
United States of America	108,906	55.3%	10,585	9.6%
Switzerland	44,156	22.4%	52,185	47.1%
Norway	25,071	12.7%	14,782	13.3%
Algeria	11,486	5.8%	14,929	13.5%
Bosnia and Herzegovina	2,124	1.1%	2,245	2.0%

Sorghum				
Destination	MY 2021/22		MY 2020/21	
	tonnes	share	tonnes	share
United Kingdom	9,672.8	85.2%	8,040	86.4%
Serbia	1,290	11.4%	369	4.0%
Jordan	249.8	2.2%	548	5.9%
Switzerland	110.5	1.0%	67	0.7%

* The United Kingdom is no longer a Member State of the European Union, however until the end of the transition period it was still a part of the EU Customs Union. Due to the absence of intra-trade data in the surveillance system, the totals of the EU trade data therefore also include the UK data until 31/12/2020. The data as of 1/1/2021 is therefore not comparable with the data until 31/12/2020.

Week 1 to 51 from 01/07/2021 to 19/06/2022

Résumé / Summary

Import (tonnes)	Residues of starch manufacture CN 2303 10 19	Maize gluten feed CN 2309 90 20	Brewing and distilling dregs and waste CN 23033000	Citrus pulp residues CN 2308 00 40 TARIC_ext 10	Total
BE		392	4	4,141	4,538
BG		2	4,263		4,266
CZ			567	4,644	5,211
DK	3,453	5	10,031	20,443	33,933
DE	154	4	3,813	29,923	33,894
EE			131		131
IE	142	299,170	518,217	1	817,529
EL		60	670		730
ES		2	236,855		236,858
FR		2	412	5,935	6,350
HR			667		667
IT			4,121	1,800	5,921
CY					
LV			2,971		2,971
LT			8,784		8,784
LU					
HU			1,466		1,466
MT					
NL	1,237	43	1	40,782	42,062
AT					
PL		7	7,921	2,820	10,748
PT		6,948	49,262		56,210
RO			1,372		1,372
SI					
SK			517		517
FI		17	2,503		2,520
SE		26			26
XI	14	58,797	84,054		142,865
EU*	5,000	365,475	938,603	110,490	1,419,568

* The United Kingdom is no longer a Member State of the European Union, however until the end of the transition period it was still a part of the EU Customs Union. Due to the absence of intra-trade data in the surveillance system, the totals of the EU trade data therefore also include the UK data until 31/12/2020. The data as of 1/1/2021 is therefore not comparable with the data until 31/12/2020.

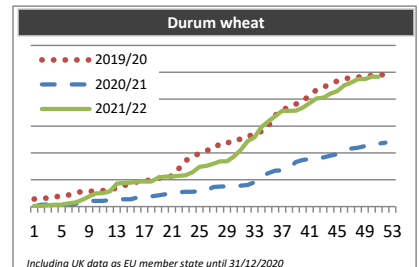
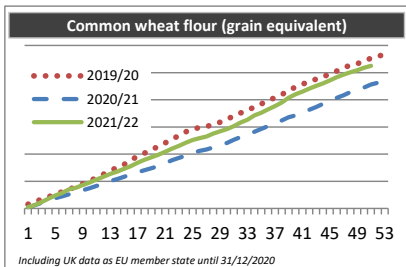
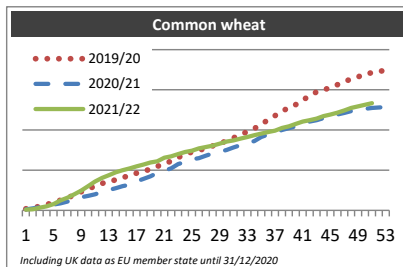
Week 1 to 51 from 01/07/2021 to 19/06/2022

(tonnes)

Common wheat			
week	2019/20	2020/21	2021/22
1	394,862	246,599	186,893
2	637,684	485,459	293,597
3	977,240	794,098	644,108
4	1,448,244	1,244,971	1,030,262
5	1,963,054	1,476,162	1,574,967
6	2,513,822	1,737,110	2,451,486
7	3,216,967	2,220,555	3,142,380
8	3,720,669	2,668,965	4,007,879
9	4,634,890	3,281,372	4,882,028
10	5,242,288	3,604,723	6,016,219
11	6,111,267	3,999,858	7,144,838
12	6,705,310	4,580,374	8,072,300
13	7,110,313	5,085,591	8,747,889
14	7,620,073	5,555,802	9,484,641
15	8,105,152	6,016,442	10,020,864
16	8,768,326	6,379,393	10,460,200
17	9,260,991	6,283,325	10,956,907
18	9,725,371	7,874,470	11,435,337
19	10,302,872	8,474,698	11,917,104
20	10,950,606	9,293,610	12,191,602
21	11,559,006	9,879,064	13,089,350
22	12,238,923	10,453,386	13,452,870
23	13,191,650	11,536,206	14,002,693
24	13,969,039	12,058,201	14,512,748
25	14,500,960	12,689,363	14,879,830
26	14,892,397	13,013,856	15,448,145
27	15,503,107	13,633,116	15,788,717
28	16,040,869	14,183,211	16,134,185
29	16,732,853	14,557,165	16,627,852
30	17,214,564	15,036,443	17,100,645
31	18,017,661	15,655,358	17,425,578
32	18,864,983	16,221,398	17,848,445
33	19,533,215	16,866,377	18,254,408
34	20,340,927	17,254,942	18,706,373
35	21,478,133	18,241,972	19,098,445
36	22,508,992	18,858,874	19,518,340
37	23,576,835	19,368,901	19,841,860
38	24,648,935	20,036,017	20,523,289
39	25,623,736	20,476,366	20,891,647
40	26,331,024	20,934,782	21,520,383
41	27,557,137	21,423,073	22,080,027
42	28,352,332	22,079,750	22,466,309
43	29,498,032	22,414,119	22,811,899
44	29,986,220	22,962,670	23,460,069
45	30,586,614	23,465,926	23,867,095
46	31,272,389	23,873,855	24,326,809
47	32,058,028	24,227,914	24,856,977
48	32,679,212	24,721,249	25,482,591
49	33,267,819	25,005,174	25,917,975
50	33,938,316	25,271,933	26,308,472
51	34,283,798	25,481,577	26,675,279
52	34,644,187	25,603,563	
53	34,755,332	25,708,428	

Common wheat flour (grain equivalent)			
week	2019/20	2020/21	2021/22
1	15,435	4,872	4,588
2	24,938	12,096	12,556
3	33,876	21,031	24,061
4	43,075	31,584	36,615
5	52,262	37,685	47,501
6	61,294	44,672	57,323
7	70,394	52,129	70,676
8	79,574	58,243	76,656
9	90,351	67,312	86,301
10	101,404	74,931	95,227
11	112,953	83,205	106,114
12	125,305	90,839	116,510
13	137,160	101,462	127,100
14	152,580	108,299	135,767
15	161,487	116,683	145,975
16	178,033	125,744	156,177
17	192,053	133,636	168,046
18	203,511	140,811	179,077
19	216,646	148,541	188,371
20	227,652	155,794	197,563
21	240,897	166,637	208,203
22	256,008	177,930	220,308
23	266,742	185,557	230,127
24	281,949	194,520	242,379
25	292,652	204,128	252,389
26	297,531	211,731	258,636
27	301,231	217,107	264,560
28	308,584	224,270	275,012
29	317,068	233,541	283,625
30	327,974	241,527	292,291
31	340,955	252,560	303,022
32	351,478	263,121	316,652
33	362,625	272,693	326,863
34	372,728	282,064	342,388
35	385,335	292,815	352,448
36	396,045	303,201	365,236
37	408,181	312,166	376,699
38	418,898	323,760	390,156
39	433,807	335,236	407,305
40	446,579	342,728	419,900
41	457,920	351,956	430,353
42	466,059	363,028	441,264
43	476,440	373,700	450,885
44	484,989	385,121	460,302
45	493,593	394,909	471,566
46	505,288	407,143	483,158
47	518,125	417,157	492,763
48	527,020	428,149	501,066
49	533,342	434,870	508,668
50	541,797	445,604	517,778
51	553,079	456,094	524,972
52	561,256	463,098	
53	564,719	470,625	

Durum wheat			
week	2019/20	2020/21	2021/22
1	56,320	1,327	3,677
2	62,920	1,753	4,006
3	62,920	14,516	10,012
4	68,154	14,883	13,187
5	86,292	15,291	13,187
6	86,753	15,673	24,365
7	102,837	16,048	30,801
8	111,338	21,301	51,318
9	113,589	32,788	76,734
10	114,667	42,218	99,082
11	118,940	42,946	100,173
12	133,547	43,032	113,506
13	133,857	48,931	170,640
14	155,545	54,892	175,805
15	171,862	54,941	178,714
16	184,124	55,143	185,778
17	190,877	67,680	186,169
18	199,053	68,120	186,737
19	210,099	76,215	214,747
20	223,737	83,031	222,996
21	226,941	91,284	223,140
22	282,411	101,323	228,788
23	343,490	106,972	233,098
24	365,434	110,034	256,396
25	400,373	110,034	297,030
26	419,109	114,647	302,863
27	426,666	114,769	318,971
28	470,174	145,567	336,297
29	470,303	148,750	336,415
30	499,614	150,958	372,484
31	501,177	151,151	423,866
32	515,497	155,721	487,889
33	553,750	161,252	515,578
34	557,868	180,964	592,706
35	600,622	225,453	635,188
36	681,292	248,771	674,543
37	722,890	268,113	713,287
38	738,572	269,068	713,392
39	763,717	287,287	714,818
40	786,178	332,762	736,644
41	829,099	347,133	771,471
42	870,862	354,084	806,413
43	886,531	365,814	811,423
44	917,862	365,874	840,807
45	934,135	380,175	859,429
46	949,251	391,301	901,834
47	961,068	410,459	922,215
48	962,251	431,130	949,543
49	973,136	437,853	950,120
50	974,689	450,741	967,122
51	981,149	450,742	967,250
52	981,176	469,710	
53	981,176	476,384	



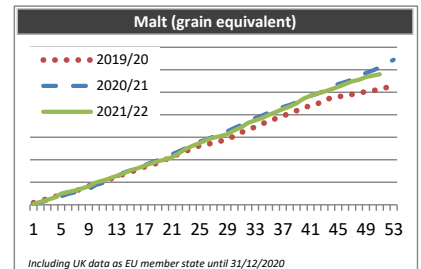
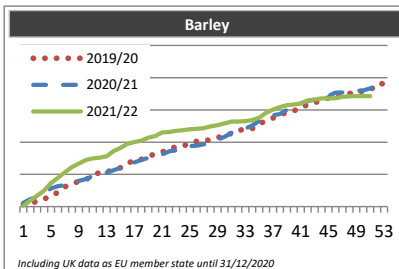
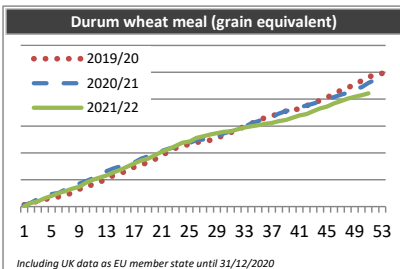
Week 1 to 51 from 01/07/2021 to 19/06/2022

(tonnes)

Durum wheat meal (grain equivalent)			
week	2019/20	2020/21	2021/22
1	3,419	2,938	461
2	6,820	7,082	7,063
3	10,226	14,007	9,905
4	13,805	20,504	15,620
5	15,888	23,477	20,156
6	18,450	25,648	25,004
7	21,168	31,867	28,896
8	25,745	37,029	33,299
9	32,563	42,831	36,956
10	35,515	47,380	44,658
11	41,760	52,790	50,074
12	45,874	60,848	54,121
13	51,955	66,101	58,035
14	58,092	71,054	64,159
15	62,109	74,770	68,822
16	66,801	79,372	74,344
17	73,664	82,359	80,597
18	76,945	89,403	86,072
19	83,463	93,473	89,387
20	88,254	96,907	95,857
21	96,784	103,638	102,559
22	101,393	107,822	107,223
23	108,627	110,517	112,978
24	111,752	113,480	119,140
25	116,657	118,564	121,264
26	119,534	123,554	127,847
27	121,893	124,918	130,945
28	123,721	127,811	134,136
29	127,004	130,209	136,823
30	133,313	136,109	139,181
31	138,071	139,953	140,115
32	142,766	143,929	143,788
33	149,417	148,618	147,307
34	154,727	154,817	149,613
35	159,655	158,990	151,369
36	166,044	164,925	153,866
37	169,274	167,072	155,952
38	172,197	173,200	159,144
39	177,754	177,788	161,386
40	180,501	180,599	165,370
41	181,479	184,399	169,633
42	187,315	188,187	172,118
43	193,792	191,722	177,904
44	197,374	195,957	182,737
45	203,410	200,001	186,057
46	208,901	204,174	192,308
47	216,642	208,210	196,296
48	221,899	212,073	201,193
49	226,247	219,620	204,257
50	234,241	222,346	207,479
51	240,725	230,259	210,831
52	246,084	236,313	
53	247,983	239,767	

Barley			
week	2019/20	2020/21	2021/22
1	165,347	233,928	52,116
2	169,376	470,728	378,443
3	337,758	586,712	674,740
4	483,958	831,663	1,003,064
5	643,505	1,130,666	1,468,128
6	904,136	1,268,298	1,799,563
7	1,228,755	1,333,141	2,134,161
8	1,420,139	1,491,038	2,450,148
9	1,557,085	1,600,529	2,672,764
10	1,681,706	1,714,095	2,895,551
11	1,903,159	1,894,614	2,987,883
12	2,127,844	2,005,566	3,041,178
13	2,168,060	2,109,536	3,121,915
14	2,251,418	2,254,085	3,439,651
15	2,412,055	2,400,370	3,639,234
16	2,672,039	2,480,031	3,892,552
17	2,888,058	2,741,126	4,006,223
18	2,942,536	2,889,268	4,095,407
19	3,105,633	3,024,509	4,269,083
20	3,276,420	3,155,273	4,380,527
21	3,375,606	3,236,213	4,601,013
22	3,624,631	3,430,877	4,627,991
23	3,679,932	3,490,960	4,703,541
24	3,763,870	3,588,482	4,739,226
25	3,911,595	3,750,589	4,798,748
26	4,049,716	3,779,901	4,822,175
27	4,059,332	3,864,674	4,870,106
28	4,155,826	3,955,768	4,982,262
29	4,287,553	4,150,549	5,048,076
30	4,408,901	4,332,732	5,168,698
31	4,548,101	4,581,890	5,276,659
32	4,740,889	4,750,974	5,277,820
33	4,775,918	4,845,957	5,299,525
34	4,836,880	5,037,466	5,367,845
35	5,135,908	5,315,867	5,513,914
36	5,333,994	5,567,480	5,832,039
37	5,506,704	5,666,768	6,026,170
38	5,659,110	5,743,185	6,178,074
39	5,870,780	6,005,287	6,293,397
40	5,957,895	6,223,987	6,331,482
41	6,088,968	6,397,931	6,404,600
42	6,342,421	6,557,194	6,589,488
43	6,445,131	6,623,449	6,650,075
44	6,610,799	6,747,328	6,716,834
45	6,749,591	6,866,940	6,719,562
46	6,773,159	7,070,210	6,727,746
47	6,960,607	7,074,797	6,818,714
48	7,030,441	7,115,845	6,845,012
49	7,036,380	7,184,310	6,848,819
50	7,172,922	7,207,873	6,850,156
51	7,215,539	7,336,344	6,852,759
52	7,609,930	7,343,749	
53	7,624,789	7,415,391	

Malt (grain equivalent)			
week	2019/20	2020/21	2021/22
1	44,910	21,010	18,911
2	87,671	58,871	60,527
3	131,899	94,273	111,493
4	177,222	126,883	159,288
5	224,550	186,465	246,526
6	264,425	242,342	283,488
7	302,842	278,630	321,286
8	356,882	313,598	364,547
9	420,687	347,519	409,919
10	464,409	440,482	494,753
11	515,491	484,852	536,781
12	566,007	537,887	584,497
13	627,835	623,867	640,725
14	679,373	711,578	696,277
15	728,178	765,585	768,542
16	781,425	812,758	807,084
17	838,800	873,259	862,771
18	887,832	940,385	918,757
19	930,553	990,412	964,522
20	999,894	1,072,081	1,006,579
21	1,064,468	1,121,692	1,057,457
22	1,132,096	1,187,397	1,146,897
23	1,190,613	1,259,893	1,241,983
24	1,252,859	1,330,258	1,312,985
25	1,313,470	1,403,665	1,371,415
26	1,343,817	1,450,203	1,446,247
27	1,374,854	1,516,766	1,489,221
28	1,415,268	1,550,723	1,526,423
29	1,466,062	1,629,623	1,572,387
30	1,523,381	1,706,871	1,655,127
31	1,606,351	1,774,819	1,723,965
32	1,669,767	1,840,802	1,825,279
33	1,729,020	1,925,383	1,873,392
34	1,791,257	1,980,208	1,925,953
35	1,866,822	2,050,709	2,000,003
36	1,912,222	2,106,921	2,061,462
37	1,971,579	2,171,671	2,127,912
38	2,036,985	2,216,023	2,181,342
39	2,092,310	2,276,952	2,260,254
40	2,162,293	2,380,266	2,357,819
41	2,198,885	2,418,561	2,424,036
42	2,242,152	2,471,099	2,474,245
43	2,329,285	2,530,298	2,513,085
44	2,372,027	2,623,252	2,566,372
45	2,399,040	2,680,468	2,621,059
46	2,427,644	2,725,747	2,682,782
47	2,455,455	2,781,527	2,743,949
48	2,491,862	2,849,003	2,778,281
49	2,508,637	2,929,215	2,839,099
50	2,535,402	2,986,099	2,871,288
51	2,566,317	3,049,991	2,900,402
52	2,606,260	3,145,199	
53	2,646,458	3,222,334	



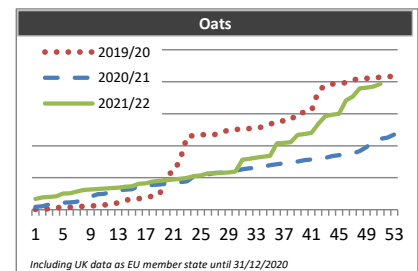
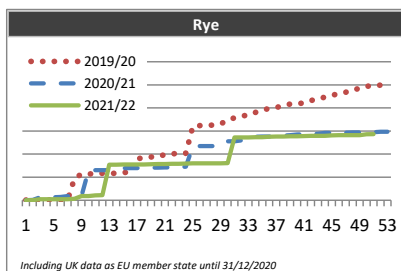
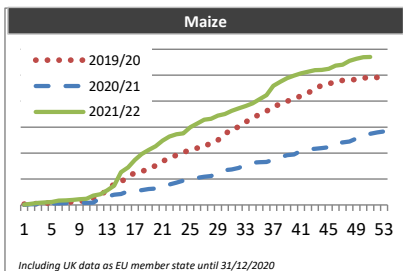
Week 1 to 51 from 01/07/2021 to 19/06/2022

(tonnes)

Maize			
week	2019/20	2020/21	2021/22
1	32,545	1,338	13,301
2	46,352	27,536	40,676
3	52,472	30,132	83,212
4	66,400	37,912	95,311
5	86,002	56,341	117,486
6	97,673	60,801	164,685
7	102,782	68,203	177,146
8	111,913	71,563	194,822
9	125,739	78,596	215,535
10	181,768	82,465	240,486
11	262,627	86,507	359,486
12	377,070	267,949	414,810
13	573,257	327,659	557,232
14	804,507	398,603	741,444
15	890,335	417,643	1,259,380
16	1,078,162	524,491	1,443,941
17	1,240,987	544,578	1,731,275
18	1,299,197	567,124	1,961,379
19	1,377,297	618,197	2,116,416
20	1,513,237	633,825	2,256,391
21	1,678,507	748,697	2,480,610
22	1,804,041	785,454	2,637,948
23	1,914,718	859,704	2,728,346
24	2,031,525	939,660	2,756,488
25	2,112,346	1,027,907	2,991,955
26	2,190,722	1,044,197	3,139,294
27	2,229,618	1,085,492	3,284,953
28	2,411,901	1,116,562	3,324,472
29	2,492,707	1,252,223	3,438,755
30	2,705,260	1,336,780	3,502,007
31	2,958,117	1,368,460	3,623,579
32	2,995,488	1,426,397	3,721,588
33	3,186,443	1,553,269	3,813,896
34	3,372,441	1,626,269	3,917,670
35	3,473,942	1,645,253	4,073,763
36	3,611,099	1,653,268	4,229,134
37	3,814,310	1,747,122	4,592,967
38	3,873,774	1,838,302	4,744,111
39	3,994,046	1,917,103	4,885,464
40	4,108,919	1,948,645	4,986,147
41	4,197,267	2,082,834	5,074,029
42	4,316,749	2,149,467	5,130,973
43	4,455,334	2,163,180	5,193,886
44	4,614,471	2,186,361	5,207,562
45	4,673,252	2,224,204	5,249,526
46	4,748,726	2,392,953	5,371,000
47	4,804,470	2,407,790	5,407,886
48	4,818,677	2,443,208	5,552,368
49	4,835,577	2,554,326	5,629,654
50	4,896,665	2,637,143	5,694,183
51	4,905,451	2,746,290	5,703,012
52	4,910,394	2,796,674	
53	4,939,131	2,833,181	

Rye			
week	2019/20	2020/21	2021/22
1	497	202	0
2	628	546	41
3	631	6,199	2,248
4	631	6,306	2,249
5	671	6,813	2,327
6	748	6,924	2,357
7	843	9,063	2,443
8	47,071	9,214	2,949
9	56,750	9,286	9,195
10	56,869	64,603	9,241
11	57,988	65,212	10,498
12	58,120	65,389	10,875
13	58,160	65,440	77,097
14	58,273	69,657	77,206
15	60,267	69,657	77,488
16	60,267	69,755	77,514
17	90,675	69,806	77,588
18	90,886	70,428	77,671
19	93,835	70,497	77,956
20	94,428	70,549	78,307
21	99,097	70,952	78,542
22	100,744	71,230	78,833
23	101,052	72,191	79,098
24	101,812	72,637	79,728
25	160,351	117,104	79,981
26	161,493	117,222	79,982
27	162,592	117,222	79,982
28	162,593	117,310	80,009
29	165,178	117,407	80,034
30	174,148	127,513	80,270
31	178,443	127,613	135,916
32	182,680	129,889	136,015
33	183,973	137,620	136,196
34	190,035	137,644	136,590
35	195,599	137,907	136,810
36	198,803	138,130	137,782
37	201,312	138,528	137,910
38	204,540	140,231	138,236
39	208,552	140,859	138,661
40	209,550	142,678	138,687
41	210,624	142,915	139,056
42	216,194	143,680	139,370
43	218,445	144,013	139,435
44	223,927	145,734	139,739
45	227,061	146,197	140,683
46	231,338	146,459	140,893
47	233,930	146,513	140,920
48	240,345	147,043	140,943
49	241,682	147,102	140,969
50	246,769	147,130	143,231
51	248,490	147,340	143,231
52	249,128	148,402	
53	252,487	148,432	

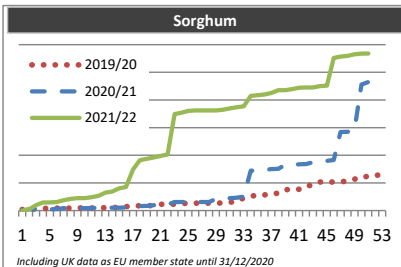
Oats			
week	2019/20	2020/21	2021/22
1	303	4,443	16,792
2	930	5,175	19,062
3	1,418	8,319	20,079
4	3,129	10,274	20,925
5	3,685	10,893	25,098
6	3,968	11,455	25,559
7	4,564	12,539	28,484
8	5,315	18,233	31,038
9	5,865	20,115	31,660
10	6,666	24,001	32,217
11	7,499	24,964	32,949
12	8,192	28,370	33,724
13	10,856	30,245	34,482
14	14,515	31,204	35,796
15	16,797	31,907	36,439
16	17,487	36,852	40,412
17	18,235	37,537	41,371
18	21,508	38,723	44,116
19	23,787	39,482	44,961
20	55,844	40,443	46,036
21	58,386	42,058	47,364
22	79,070	43,067	48,323
23	114,828	44,332	49,643
24	115,819	52,574	52,737
25	117,167	54,624	53,757
26	117,343	54,945	56,747
27	117,534	57,508	56,924
28	120,899	57,886	57,495
29	124,593	59,431	58,364
30	125,256	60,536	59,861
31	126,001	63,298	78,213
32	126,774	64,623	79,675
33	127,889	65,784	81,210
34	129,202	66,881	82,902
35	133,745	69,754	84,191
36	138,019	71,088	103,747
37	138,831	72,543	104,622
38	139,815	74,516	105,679
39	151,303	75,449	116,962
40	152,057	77,289	118,392
41	154,497	78,590	120,199
42	185,388	79,937	134,168
43	194,509	81,059	146,313
44	196,583	83,901	148,383
45	197,590	85,230	149,805
46	198,687	86,351	171,032
47	202,875	87,690	176,873
48	204,762	91,792	189,555
49	205,424	98,166	190,625
50	206,121	108,227	192,645
51	207,210	110,780	196,827
52	208,127	112,677	
53	208,293	117,583	



Week 1 to 51 from 01/07/2021 to 19/06/2022

(tonnes)

Sorghum			
week	2019/20	2020/21	2021/22
1	75	0	0
2	100	99	85
3	124	99	392
4	150	99	584
5	152	100	587
6	173	101	611
7	173	177	743
8	173	177	847
9	194	177	902
10	197	177	902
11	197	177	960
12	197	202	1,070
13	199	204	1,292
14	199	204	1,366
15	244	204	1,610
16	285	228	1,706
17	309	258	2,961
18	360	329	3,636
19	360	331	3,736
20	361	388	3,840
21	456	388	3,948
22	456	439	4,048
23	458	613	6,985
24	503	624	7,085
25	529	624	7,214
26	529	624	7,241
27	529	624	7,241
28	530	624	7,243
29	530	851	7,243
30	556	880	7,297
31	608	903	7,395
32	654	931	7,479
33	907	1,014	7,546
34	1,027	2,885	8,302
35	1,127	2,886	8,349
36	1,127	2,939	8,401
37	1,247	2,997	8,507
38	1,247	3,023	8,709
39	1,511	3,314	8,710
40	1,536	3,314	8,787
41	1,536	3,340	8,893
42	1,796	3,368	8,895
43	1,820	3,500	8,895
44	2,059	3,536	9,009
45	2,059	3,597	9,038
46	2,063	3,653	11,047
47	2,088	5,678	11,144
48	2,137	5,706	11,195
49	2,281	5,811	11,306
50	2,306	9,121	11,359
51	2,524	9,306	11,360
52	2,562	9,357	
53	2,562	9,405	



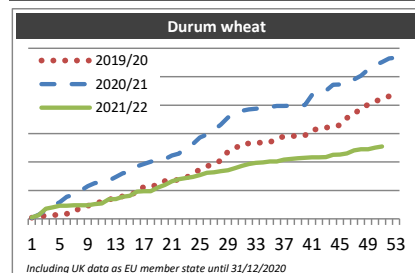
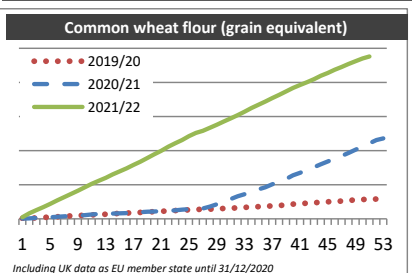
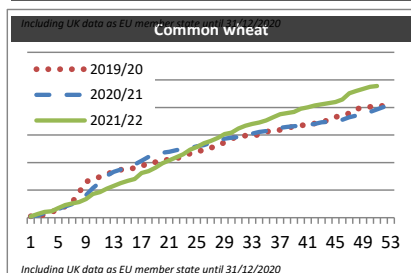
Week 1 to 51 from 01/07/2021 to 19/06/2022

(tonnes)

Common wheat			
week	2019/20	2020/21	2021/22
1	26,347	22,112	22,494
2	38,366	43,513	65,676
3	51,421	84,224	104,837
4	102,005	107,290	115,410
5	156,035	159,746	173,602
6	205,759	205,634	228,060
7	281,272	245,472	258,866
8	458,102	325,735	283,528
9	651,685	409,745	336,766
10	701,468	538,173	431,999
11	737,816	640,539	465,837
12	795,418	761,367	526,878
13	830,102	832,705	575,803
14	871,395	874,935	625,728
15	879,681	917,575	667,386
16	900,950	966,134	701,978
17	930,041	1,031,585	811,505
18	994,104	1,105,281	845,853
19	1,007,899	1,165,939	907,792
20	1,039,529	1,178,751	984,448
21	1,052,883	1,194,679	1,040,439
22	1,071,394	1,224,891	1,094,406
23	1,120,454	1,249,196	1,147,546
24	1,160,854	1,260,610	1,233,286
25	1,206,778	1,296,196	1,281,242
26	1,218,655	1,316,419	1,351,291
27	1,264,623	1,358,922	1,390,838
28	1,309,793	1,390,289	1,447,093
29	1,368,246	1,435,260	1,518,089
30	1,434,339	1,450,834	1,543,692
31	1,471,644	1,462,993	1,615,885
32	1,487,151	1,488,855	1,669,874
33	1,492,036	1,527,683	1,703,321
34	1,504,342	1,555,281	1,724,590
35	1,558,802	1,570,983	1,765,332
36	1,578,838	1,584,448	1,824,352
37	1,593,168	1,629,405	1,875,033
38	1,623,991	1,645,696	1,896,717
39	1,654,539	1,658,329	1,920,389
40	1,677,376	1,668,276	1,975,086
41	1,682,030	1,686,574	2,001,825
42	1,711,539	1,701,928	2,035,250
43	1,726,510	1,732,085	2,056,429
44	1,774,517	1,740,834	2,078,681
45	1,826,514	1,756,186	2,098,641
46	1,857,014	1,775,782	2,146,148
47	1,894,402	1,822,050	2,258,103
48	1,974,245	1,850,746	2,299,661
49	1,993,912	1,900,265	2,337,994
50	2,009,850	1,919,609	2,375,940
51	2,020,593	1,966,360	2,388,663
52	2,033,360	2,010,502	
53	2,033,500	2,021,365	

Common wheat flour (grain equivalent)			
week	2019/20	2020/21	2021/22
1	615	364	2,370
2	897	774	8,187
3	1,333	1,454	12,781
4	2,112	1,873	17,205
5	2,555	2,273	21,901
6	3,012	2,867	26,905
7	3,658	3,822	31,573
8	4,310	4,374	36,360
9	4,711	4,859	41,185
10	5,460	5,502	46,254
11	5,861	6,304	51,211
12	6,245	6,897	55,651
13	6,705	7,204	60,063
14	7,573	7,877	65,011
15	7,903	8,129	69,509
16	8,538	8,490	73,876
17	8,994	9,073	78,862
18	9,380	9,754	83,891
19	10,002	10,352	89,083
20	10,523	10,834	94,432
21	11,014	11,233	99,690
22	11,371	11,868	105,543
23	12,095	12,579	110,640
24	12,744	13,416	115,543
25	13,240	14,037	121,222
26	13,774	14,390	126,036
27	13,955	15,170	129,078
28	14,256	17,921	133,262
29	14,816	21,196	137,775
30	15,273	24,979	142,452
31	15,636	29,103	147,345
32	16,049	33,128	151,961
33	16,797	36,202	157,223
34	17,126	39,985	162,536
35	17,738	43,173	167,261
36	18,397	46,305	171,959
37	19,024	50,580	177,018
38	19,566	54,274	181,720
39	20,385	58,496	186,826
40	21,450	63,649	191,880
41	22,110	67,441	196,380
42	22,777	71,524	200,451
43	23,779	75,808	204,698
44	24,279	79,915	209,627
45	25,003	84,101	213,814
46	25,563	88,133	218,465
47	26,141	92,270	222,627
48	27,030	96,698	227,148
49	27,693	101,184	230,933
50	28,296	105,923	234,965
51	28,681	110,744	237,980
52	29,181	115,661	
53	29,449	117,908	

Durum wheat			
week	2019/20	2020/21	2021/22
1	19,538	15,910	24,903
2	39,879	70,589	62,555
3	58,275	148,727	178,630
4	59,066	228,769	204,018
5	80,934	290,923	230,861
6	88,188	389,351	232,090
7	111,407	421,013	238,607
8	206,396	497,085	238,671
9	226,295	576,827	240,024
10	289,834	628,124	260,359
11	290,047	643,468	272,308
12	339,097	674,436	344,729
13	362,832	736,081	347,231
14	396,823	802,094	389,623
15	441,549	821,648	405,412
16	448,379	924,355	479,059
17	567,226	966,163	487,000
18	578,692	1,003,356	487,153
19	587,680	1,041,146	550,721
20	665,108	1,050,712	595,765
21	670,756	1,114,180	660,015
22	687,537	1,146,252	697,315
23	719,118	1,258,285	715,872
24	805,212	1,318,719	737,813
25	861,414	1,428,851	771,806
26	927,708	1,483,610	811,006
27	954,613	1,562,712	818,162
28	1,027,644	1,657,037	840,228
29	1,183,351	1,784,310	855,308
30	1,236,011	1,828,752	891,269
31	1,322,810	1,899,260	933,706
32	1,324,992	1,927,163	965,069
33	1,339,083	1,936,321	986,544
34	1,342,266	1,948,506	992,855
35	1,345,899	1,965,885	1,008,618
36	1,417,293	1,986,558	1,009,045
37	1,448,181	1,986,645	1,040,624
38	1,454,050	1,988,702	1,053,337
39	1,459,298	2,000,979	1,064,075
40	1,468,894	2,001,370	1,074,967
41	1,565,659	2,176,341	1,080,405
42	1,579,446	2,185,891	1,082,179
43	1,603,442	2,252,257	1,084,683
44	1,615,539	2,357,032	1,128,395
45	1,650,263	2,362,055	1,129,099
46	1,776,149	2,376,516	1,151,118
47	1,832,535	2,452,088	1,204,079
48	1,955,741	2,515,962	1,223,490
49	2,005,500	2,625,584	1,223,640
50	2,067,201	2,701,779	1,250,462
51	2,106,620	2,757,875	1,272,623
52	2,156,892	2,820,687	
53	2,206,867	2,836,167	



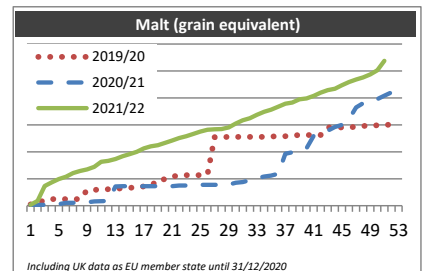
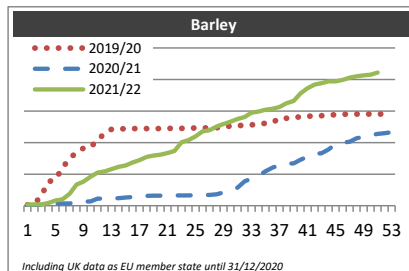
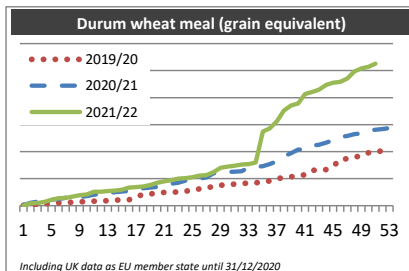
Week 1 to 51 from 01/07/2021 to 19/06/2022

(tonnes)

Durum wheat meal (grain equivalent)			
week	2019/20	2020/21	2021/22
1	17	21	8
2	22	108	89
3	36	150	99
4	75	194	144
5	95	223	220
6	106	247	275
7	106	294	289
8	134	312	339
9	144	321	392
10	158	353	413
11	169	410	514
12	178	432	521
13	187	465	541
14	199	502	556
15	214	528	597
16	222	542	672
17	318	597	689
18	424	647	709
19	429	673	760
20	475	698	846
21	491	728	897
22	497	813	942
23	510	848	1,000
24	529	930	1,023
25	606	985	1,056
26	618	1,007	1,117
27	636	1,043	1,130
28	734	1,198	1,244
29	756	1,225	1,408
30	786	1,247	1,450
31	797	1,259	1,481
32	814	1,273	1,520
33	842	1,414	1,544
34	848	1,435	1,603
35	874	1,467	2,745
36	922	1,539	2,866
37	1,007	1,644	3,126
38	1,039	1,829	3,519
39	1,073	1,938	3,710
40	1,094	2,077	3,783
41	1,147	2,081	4,137
42	1,312	2,223	4,208
43	1,317	2,259	4,298
44	1,336	2,337	4,478
45	1,451	2,425	4,554
46	1,721	2,548	4,582
47	1,739	2,582	4,706
48	1,794	2,649	4,967
49	1,849	2,676	5,081
50	1,962	2,790	5,139
51	1,978	2,814	5,258
52	2,039	2,839	
53	2,048	2,874	

Barley			
week	2019/20	2020/21	2021/22
1	5,495	15	7,590
2	11,034	1,736	8,127
3	66,804	6,899	8,833
4	151,795	6,902	16,769
5	167,048	13,520	32,972
6	240,193	13,722	40,018
7	298,686	14,445	75,416
8	338,676	24,701	133,324
9	364,018	25,509	152,723
10	370,412	26,468	183,162
11	416,796	44,307	210,446
12	456,839	45,208	216,596
13	484,584	46,951	231,389
14	487,744	47,223	246,896
15	487,929	52,559	255,606
16	488,381	54,429	274,633
17	488,773	54,429	287,949
18	488,774	61,714	309,212
19	489,027	63,015	317,299
20	489,027	64,307	323,989
21	490,205	64,413	334,401
22	490,205	64,592	347,446
23	490,872	64,716	402,027
24	490,936	65,502	415,270
25	493,575	66,521	438,461
26	493,575	68,056	471,768
27	493,631	68,323	478,745
28	493,875	72,261	501,924
29	494,151	84,510	517,387
30	506,261	99,450	532,573
31	507,913	114,874	549,429
32	508,927	154,277	561,292
33	511,932	171,896	588,836
34	518,024	189,587	596,178
35	522,024	219,203	608,065
36	528,225	241,503	614,799
37	554,219	256,027	626,115
38	554,418	266,916	649,892
39	561,890	268,274	664,650
40	562,391	291,610	712,714
41	567,887	310,557	744,791
42	568,130	329,453	767,557
43	571,281	333,000	776,196
44	574,773	357,458	788,168
45	576,048	391,439	788,817
46	579,405	400,091	796,493
47	580,778	404,918	810,999
48	580,808	426,724	819,810
49	580,822	435,642	826,723
50	580,838	446,470	830,040
51	580,841	455,324	843,993
52	580,841	459,469	
53	580,841	465,940	

Malt (grain equivalent)			
week	2019/20	2020/21	2021/22
1	240	134	170
2	405	135	890
3	1,112	139	3,659
4	1,221	271	4,359
5	1,222	285	4,938
6	1,222	551	5,389
7	1,222	551	6,068
8	1,223	574	6,425
9	2,882	642	6,755
10	2,916	777	7,226
11	3,019	845	8,138
12	3,079	872	8,329
13	3,172	3,595	8,650
14	3,205	3,596	9,165
15	3,298	3,597	9,546
16	3,419	3,597	9,998
17	3,573	3,597	10,645
18	3,574	3,618	11,030
19	4,874	3,618	11,238
20	4,913	3,622	11,649
21	5,453	3,622	12,080
22	5,555	3,757	12,572
23	5,678	3,757	12,908
24	5,678	3,825	13,343
25	5,678	3,891	13,761
26	5,736	3,893	14,081
27	12,737	3,893	14,200
28	12,737	3,893	14,225
29	12,763	3,908	14,532
30	12,763	4,249	15,237
31	12,784	4,406	15,832
32	12,784	4,718	16,216
33	12,784	5,097	16,866
34	12,785	5,396	17,416
35	12,853	5,586	17,800
36	12,853	5,933	18,386
37	12,879	9,653	18,927
38	13,037	9,898	19,153
39	13,101	10,101	19,758
40	13,101	10,682	19,922
41	13,102	12,999	20,364
42	13,102	13,229	20,957
43	14,520	13,923	21,440
44	14,521	14,617	21,703
45	14,521	15,008	22,353
46	14,522	16,058	22,947
47	14,654	18,240	23,424
48	14,788	18,996	23,782
49	14,921	19,343	24,360
50	14,922	19,799	25,133
51	14,989	20,410	26,880
52	15,017	21,041	
53	15,152	21,531	



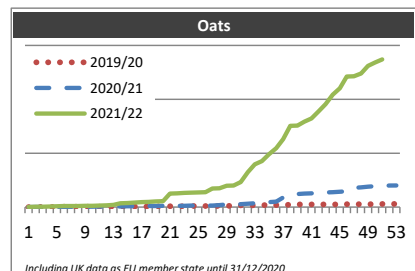
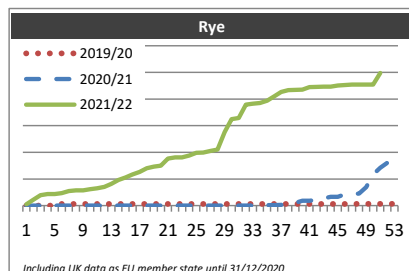
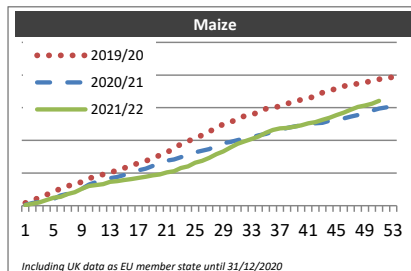
Week 1 to 51 from 01/07/2021 to 19/06/2022

(tonnes)

Maize			
week	2019/20	2020/21	2021/22
1	431,335	124,748	89,745
2	761,493	419,378	320,217
3	1,303,291	595,271	527,425
4	1,679,978	815,972	851,358
5	2,125,234	1,042,931	1,225,199
6	2,624,908	1,560,728	1,369,135
7	3,052,379	1,821,390	1,780,744
8	3,169,060	2,040,073	2,054,240
9	3,696,267	2,599,754	2,597,994
10	4,136,675	3,232,831	3,018,641
11	4,528,292	3,612,176	3,150,156
12	4,793,953	3,829,175	3,292,671
13	4,996,725	4,219,341	3,667,603
14	5,487,629	4,402,520	3,767,048
15	5,763,764	4,727,179	3,922,270
16	6,170,581	4,963,268	4,081,448
17	6,499,208	5,400,173	4,264,591
18	6,842,862	5,666,468	4,431,774
19	7,283,923	6,072,793	4,640,772
20	7,708,646	6,554,661	4,773,230
21	8,142,819	6,901,144	5,088,559
22	8,844,492	7,090,925	5,269,813
23	9,403,428	7,428,158	5,773,180
24	9,873,080	7,771,347	6,024,463
25	10,401,396	8,180,488	6,583,325
26	10,790,672	8,410,770	6,872,023
27	11,365,409	8,655,548	7,335,985
28	11,849,282	9,198,411	7,883,832
29	12,524,377	9,583,852	8,305,100
30	12,789,770	9,753,859	8,908,141
31	13,295,873	10,025,021	9,486,828
32	13,743,524	10,279,446	9,869,195
33	13,902,683	10,464,201	10,217,085
34	14,347,763	10,787,115	10,602,593
35	14,826,244	10,998,605	11,172,682
36	15,008,167	11,352,529	11,603,785
37	15,214,368	11,630,639	11,830,309
38	15,616,247	11,896,864	11,895,192
39	15,952,650	12,104,498	12,070,534
40	16,223,415	12,297,115	12,308,268
41	16,449,790	12,449,551	12,621,944
42	16,732,134	12,606,070	12,782,334
43	17,293,897	12,680,903	13,141,111
44	17,667,099	12,993,394	13,450,311
45	17,893,343	13,253,330	13,881,192
46	18,286,024	13,370,758	14,249,799
47	18,491,537	13,639,480	14,687,967
48	18,666,715	13,892,902	15,127,643
49	18,895,343	14,160,064	15,339,061
50	19,069,447	14,540,192	15,598,068
51	19,346,151	14,871,679	16,050,682
52	19,592,483	15,043,859	
53	19,654,085	15,223,937	

Rye			
week	2019/20	2020/21	2021/22
1	0	0	2,504
2	0	0	11,290
3	0	0	19,382
4	0	2	21,461
5	0	2	21,881
6	2,981	2	23,302
7	2,981	2	27,394
8	2,981	2	28,393
9	2,981	2	28,669
10	2,981	2	30,732
11	2,981	2	32,614
12	2,981	2	34,909
13	2,981	2	40,888
14	2,981	2	47,866
15	2,981	2	52,643
16	2,981	2	58,592
17	3,026	8	63,282
18	3,092	8	70,013
19	3,092	8	72,942
20	3,092	8	74,729
21	3,092	8	88,295
22	3,192	9	90,280
23	3,192	9	90,618
24	3,214	9	93,989
25	3,214	10	99,065
26	3,214	10	99,618
27	3,214	10	102,666
28	3,236	10	104,959
29	3,236	10	138,179
30	3,236	10	162,438
31	3,236	10	164,513
32	3,239	10	189,554
33	3,239	10	191,317
34	3,240	387	192,518
35	3,240	1,031	196,673
36	3,240	1,031	204,928
37	3,248	1,308	213,270
38	3,248	4,414	216,969
39	3,248	5,094	217,102
40	3,248	9,061	217,482
41	3,248	9,061	222,516
42	3,248	10,486	222,732
43	3,248	13,391	223,301
44	3,248	16,355	223,368
45	3,248	16,355	225,443
46	3,248	21,246	226,250
47	3,248	21,834	226,961
48	3,249	22,332	227,049
49	3,249	34,693	227,212
50	3,249	58,564	227,300
51	3,249	71,186	248,890
52	3,249	80,689	
53	3,249	86,288	

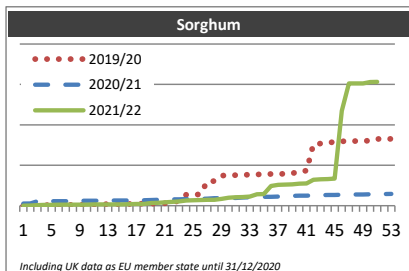
Oats			
week	2019/20	2020/21	2021/22
1	2	0	135
2	113	88	331
3	141	110	415
4	188	154	506
5	215	176	788
6	262	198	876
7	262	220	1,007
8	284	243	1,066
9	307	337	1,211
10	307	404	1,269
11	329	492	1,400
12	351	492	1,694
13	374	541	1,943
14	418	637	3,479
15	462	744	3,792
16	545	821	4,205
17	568	958	4,561
18	610	1,002	4,863
19	654	1,073	5,185
20	677	1,125	5,426
21	707	1,169	12,534
22	770	1,237	12,839
23	792	1,242	13,266
24	876	1,330	13,421
25	943	1,379	13,670
26	943	1,423	13,751
27	944	1,423	17,234
28	944	1,895	17,470
29	1,008	2,404	19,754
30	1,424	2,524	20,098
31	1,600	2,584	23,284
32	1,630	3,035	32,477
33	1,674	3,580	39,626
34	1,746	4,190	42,657
35	1,748	4,526	49,181
36	1,792	5,112	54,575
37	1,849	8,800	63,028
38	2,290	8,999	75,334
39	2,557	12,024	75,578
40	2,557	12,468	79,262
41	2,557	12,815	82,128
42	2,557	13,165	88,894
43	2,558	13,518	95,389
44	2,558	13,909	104,304
45	2,582	14,313	110,135
46	2,604	14,641	121,208
47	2,670	17,770	121,415
48	2,716	18,370	124,020
49	2,738	18,918	131,020
50	2,776	19,297	134,259
51	2,864	19,614	136,999
52	2,909	19,966	
53	2,953	20,046	

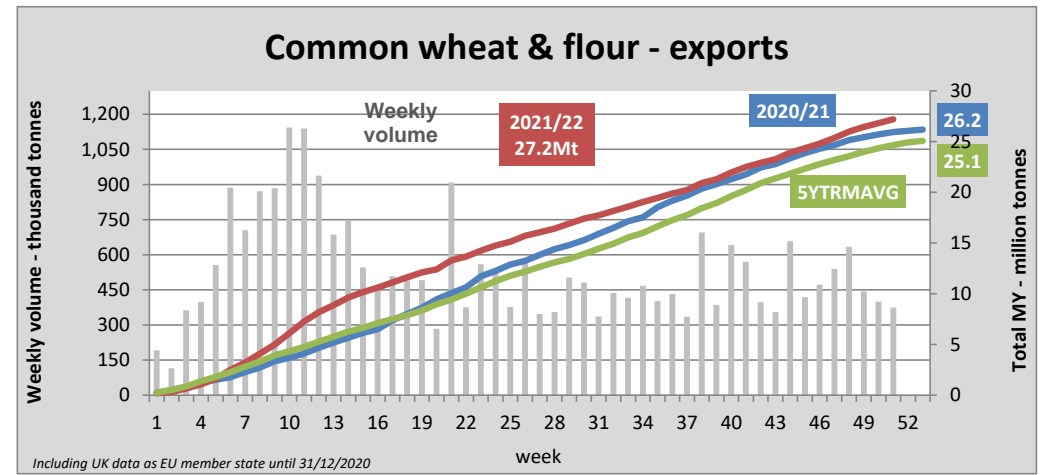
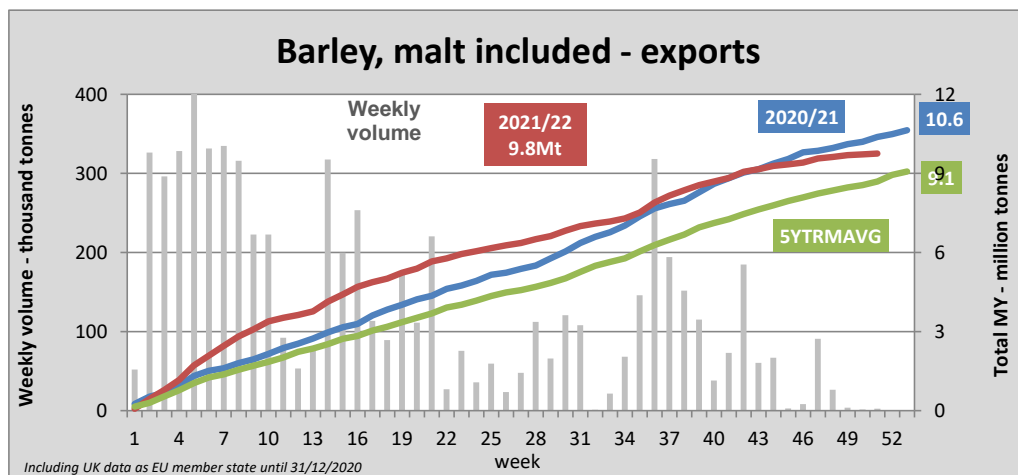
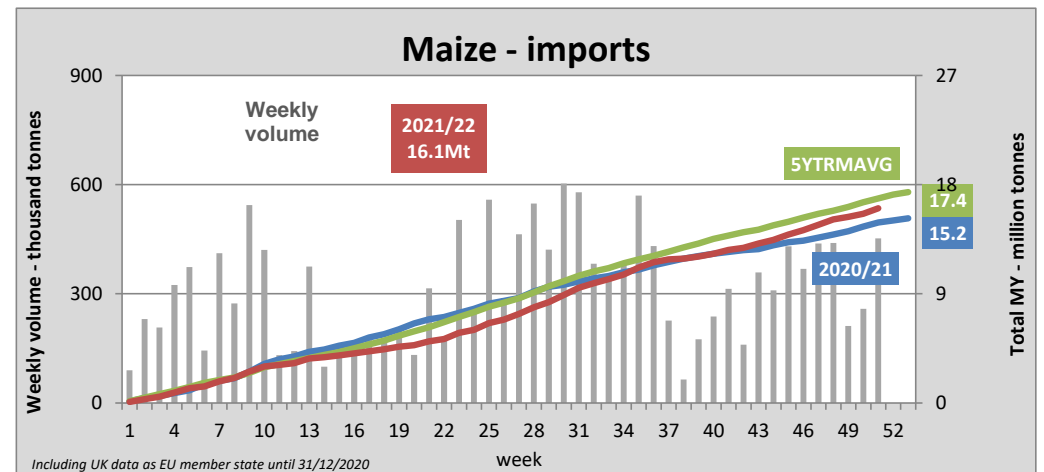
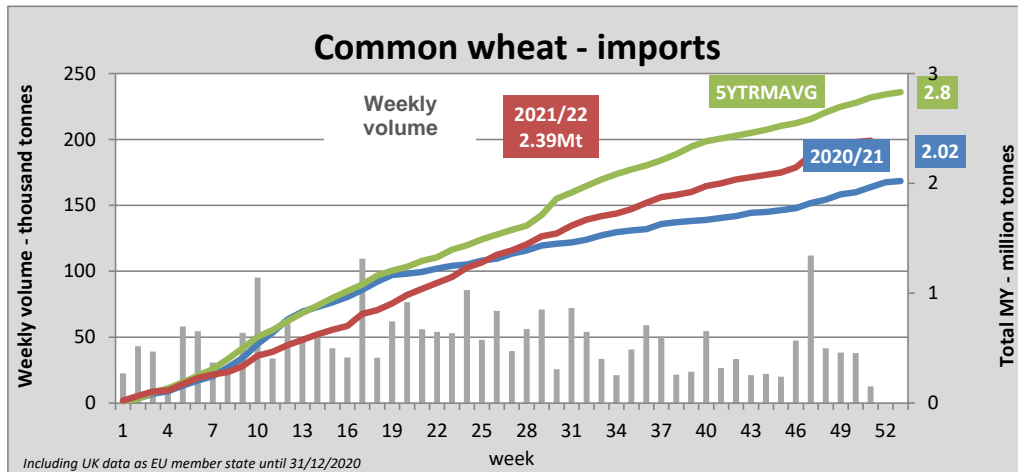


Week 1 to 51 from 01/07/2021 to 19/06/2022

(tonnes)

Sorghum			
week	2019/20	2020/21	2021/22
1	206	2,653	86
2	472	2,727	218
3	583	5,479	820
4	789	5,531	1,044
5	852	5,627	1,126
6	945	5,695	1,188
7	1,052	5,697	1,210
8	1,137	5,721	1,235
9	1,244	6,172	1,361
10	1,354	6,174	1,447
11	1,510	6,243	1,497
12	1,780	6,269	1,498
13	1,850	6,364	1,545
14	1,892	6,387	1,560
15	2,109	6,409	1,724
16	2,262	6,539	1,767
17	2,352	6,629	2,035
18	2,379	6,835	2,214
19	2,473	6,966	3,274
20	2,675	7,168	3,671
21	2,941	7,623	4,117
22	3,203	7,789	4,606
23	6,533	7,926	5,421
24	13,531	8,125	6,310
25	13,828	8,282	6,862
26	13,918	8,461	7,061
27	30,270	8,818	7,198
28	30,485	9,200	7,418
29	37,223	9,365	8,477
30	37,489	9,526	9,907
31	37,775	9,658	10,555
32	38,117	10,077	10,840
33	38,317	10,505	11,369
34	38,649	10,799	14,173
35	38,802	10,903	14,398
36	39,086	11,083	24,384
37	39,327	11,333	25,854
38	39,598	11,618	26,066
39	39,732	12,022	26,534
40	42,902	12,297	27,248
41	43,112	12,411	27,495
42	76,240	12,799	31,982
43	76,819	13,110	32,553
44	77,061	13,327	32,965
45	79,554	13,403	33,397
46	79,736	13,528	117,456
47	79,761	13,750	151,126
48	80,094	13,864	151,346
49	80,226	13,985	151,395
50	80,385	14,117	153,077
51	82,471	14,337	153,199
52	82,566	14,535	
53	82,653	14,602	





Calendar of Marketing Year weeks

Week	2019/20		2020/21		2021/22	
	Start	End	Start	End	Start	End
1	01/07/2019	07/07/2019	01/07/2020	05/07/2020	01/07/2021	04/07/2021
2	08/07/2019	14/07/2019	06/07/2020	12/07/2020	05/07/2021	11/07/2021
3	15/07/2019	21/07/2019	13/07/2020	19/07/2020	12/07/2021	18/07/2021
4	22/07/2019	28/07/2019	20/07/2020	26/07/2020	19/07/2021	25/07/2021
5	29/07/2019	04/08/2019	27/07/2020	02/08/2020	26/07/2021	01/08/2021
6	05/08/2019	11/08/2019	03/08/2020	09/08/2020	02/08/2021	08/08/2021
7	12/08/2019	18/08/2019	10/08/2020	16/08/2020	09/08/2021	15/08/2021
8	19/08/2019	25/08/2019	17/08/2020	23/08/2020	16/08/2021	22/08/2021
9	26/08/2019	01/09/2019	24/08/2020	30/08/2020	23/08/2021	29/08/2021
10	02/09/2019	08/09/2019	31/08/2020	06/09/2020	30/08/2021	05/09/2021
11	09/09/2019	15/09/2019	07/09/2020	13/09/2020	06/09/2021	12/09/2021
12	16/09/2019	22/09/2019	14/09/2020	20/09/2020	13/09/2021	19/09/2021
13	23/09/2019	29/09/2019	21/09/2020	27/09/2020	20/09/2021	26/09/2021
14	30/09/2019	06/10/2019	28/09/2020	04/10/2020	27/09/2021	03/10/2021
15	07/10/2019	13/10/2019	05/10/2020	11/10/2020	04/10/2021	10/10/2021
16	14/10/2019	20/10/2019	12/10/2020	18/10/2020	11/10/2021	17/10/2021
17	21/10/2019	27/10/2019	19/10/2020	25/10/2020	18/10/2021	24/10/2021
18	28/10/2019	03/11/2019	26/10/2020	01/11/2020	25/10/2021	31/10/2021
19	04/11/2019	10/11/2019	02/11/2020	08/11/2020	01/11/2021	07/11/2021
20	11/11/2019	17/11/2019	09/11/2020	15/11/2020	08/11/2021	14/11/2021
21	18/11/2019	24/11/2019	16/11/2020	22/11/2020	15/11/2021	21/11/2021
22	25/11/2019	01/12/2019	23/11/2020	29/11/2020	22/11/2021	28/11/2021
23	02/12/2019	08/12/2019	30/11/2020	06/12/2020	29/11/2021	05/12/2021
24	09/12/2019	15/12/2019	07/12/2020	13/12/2020	06/12/2021	12/12/2021
25	16/12/2019	22/12/2019	14/12/2020	20/12/2020	13/12/2021	19/12/2021
26	23/12/2019	29/12/2019	21/12/2020	27/12/2020	20/12/2021	26/12/2021
27	30/12/2019	05/01/2020	28/12/2020	03/01/2021	27/12/2021	02/01/2022
28	06/01/2020	12/01/2020	04/01/2021	10/01/2021	03/01/2022	09/01/2022
29	13/01/2020	19/01/2020	11/01/2021	17/01/2021	10/01/2022	16/01/2022
30	20/01/2020	26/01/2020	18/01/2021	24/01/2021	17/01/2022	23/01/2022
31	27/01/2020	02/02/2020	25/01/2021	31/01/2021	24/01/2022	30/01/2022
32	03/02/2020	09/02/2020	01/02/2021	07/02/2021	31/01/2022	06/02/2022
33	10/02/2020	16/02/2020	08/02/2021	14/02/2021	07/02/2022	13/02/2022
34	17/02/2020	23/02/2020	15/02/2021	21/02/2021	14/02/2022	20/02/2022
35	24/02/2020	01/03/2020	22/02/2021	28/02/2021	21/02/2022	27/02/2022
36	02/03/2020	08/03/2020	01/03/2021	07/03/2021	28/02/2022	06/03/2022
37	09/03/2020	15/03/2020	08/03/2021	14/03/2021	07/03/2022	13/03/2022
38	16/03/2020	22/03/2020	15/03/2021	21/03/2021	14/03/2022	20/03/2022
39	23/03/2020	29/03/2020	22/03/2021	28/03/2021	21/03/2022	27/03/2022
40	30/03/2020	05/04/2020	29/03/2021	04/04/2021	28/03/2022	03/04/2022
41	06/04/2020	12/04/2020	05/04/2021	11/04/2021	04/04/2022	10/04/2022
42	13/04/2020	19/04/2020	12/04/2021	18/04/2021	11/04/2022	17/04/2022
43	20/04/2020	26/04/2020	19/04/2021	25/04/2021	18/04/2022	24/04/2022
44	27/04/2020	03/05/2020	26/04/2021	02/05/2021	25/04/2022	01/05/2022
45	04/05/2020	10/05/2020	03/05/2021	09/05/2021	02/05/2022	08/05/2022
46	11/05/2020	17/05/2020	10/05/2021	16/05/2021	09/05/2022	15/05/2022
47	18/05/2020	24/05/2020	17/05/2021	23/05/2021	16/05/2022	22/05/2022
48	25/05/2020	31/05/2020	24/05/2021	30/05/2021	23/05/2022	29/05/2022
49	01/06/2020	07/06/2020	31/05/2021	06/06/2021	30/05/2022	05/06/2022
50	08/06/2020	14/06/2020	07/06/2021	13/06/2021	06/06/2022	12/06/2022
51	15/06/2020	21/06/2020	14/06/2021	20/06/2021	13/06/2022	19/06/2022
52	22/06/2020	28/06/2020	21/06/2021	27/06/2021	20/06/2022	26/06/2022
53	29/06/2020	30/06/2020	28/06/2021	30/06/2021	27/06/2022	30/06/2022