

Trade monitoring through customs surveillance data

The TAXUD surveillance system ("customs surveillance") records and centralizes all trade data (import and exports) directly from the national customs authorities on a daily basis. For each transaction, the stored data contain the information available on the Single Administrative Document (SAD), including the volume and origin of the consignment.

As surveillance system does not include intra-trade data, the UK data as EU partner can't be displayed before 1/1/2021. The data as of 1/1/2021 is therefore not comparable with the data until 31/12/2020.

According to Art.55(2) of Commission Implementing Regulation (EU) 2015/2447, the customs authorities shall provide the Commission at least once a week with data on customs declarations for the goods that have been made subject to surveillance at release for free circulation or at export.

The "customs surveillance" data provide actual and prompt information about the trade (import/export) transaction in terms of volume and origin or destination. The European Commission aims to improve data quality and provide as recent and accurate information as possible. However, Surveillance data are created on the basis of declarations that may be modified, corrected or deleted. Additionally, the legal basis (Regulation (EU) 2015/2447) allows that on specific occasions declaration data may be forwarded with a delay. Therefore, it cannot be guaranteed that information provided is free of errors or that it will not be amended. The European Commission accepts no responsibility with regard to such problems incurred as a result of using these data.

* The United Kingdom is no longer a Member State of the European Union, however until the end of the transition period it was still a part of the EU Customs Union. Due to the absence of intra-trade data in the surveillance system, the totals of the EU trade data therefore also include the UK data until 31/12/2020. The data as of 1/1/2021 is therefore not comparable with the data until 31/12/2020.

Publication of data

This report is published on a weekly basis. In case of a technical issue or another constraint causing delay of the publication, please note that the next upload will be done in the coming days at 12h or 16h.

The data are expressed in quantity of the product itself, unless otherwise stated.
Below the specifications of the products included in the report.

Product	CN code
Soyabeans	1201 10 00; 1201 90 00
Rapeseed	1205 10 10; 1205 10 90; 1205 90 00
Sunflowerseed	1206 00 10; 1206 00 91; 1206 00 99
Soyameal	2304 00 00
Rapeseed meal	2306 41 00; 2306 49 00
Sunflowerseed meal	2306 30 00
Soyaoil	1507 10 10; 1507 10 90; 1507 90 10; 1507 90 90
Rapeseed oil	1514 11 10; 1514 11 90; 1514 19 10; 1514 19 90; 1514 91 10; 1514 91 90; 1514 99 10; 1514 99 90
Sunflowerseed oil	1512 11 10; 1512 11 91; 1512 11 99; 1512 19 10; 1512 19 90
Palm oil	1511 10 10; 1511 10 90; 1511 90 11; 15119019; 15119091; 15119099

- XI refers to Northern Ireland
- the weekly reference period is from Monday to Sunday

Cumul of week 1 to 53

(tonnes)	EU*		EU + UK		EU + UK	
	01/07/2021 - 30/06/2022		01/07/2020 - 30/06/2021		01/07/2019 - 30/06/2020	
	Export	Import	Export	Import	Export	Import
Soyabeans	272,820	14,536,004	181,066	15,424,529	206,515	15,363,646
Rapeseed	452,254	5,518,814	99,768	6,508,775	29,703	6,009,330
Sunflowerseed	397,369	1,065,189	620,400	876,698	473,427	1,053,602
Total seeds	1,122,443	21,120,008	901,235	22,810,002	709,646	22,426,578
Soyameal	830,582	16,500,086	624,830	17,269,643	469,179	18,085,336
Rapeseed meal	737,979	561,245	580,445	440,814	481,054	333,201
Sunflowerseed meal	844,472	2,419,792	508,547	3,777,842	444,906	3,249,606
Total meals	2,413,033	19,481,123	1,713,823	21,488,299	1,395,140	21,668,144
Soyaoil	1,040,811	504,125	880,008	474,403	726,904	455,101
Rapeseed oil	321,208	603,339	623,111	263,232	300,862	280,694
Sunflowerseed oil	733,949	1,949,793	596,003	1,719,669	558,002	2,336,644
Palm oil	175,900	4,802,202	118,080	5,439,683	113,107	5,836,989
Total oils	2,271,869	7,859,459	2,217,202	7,896,988	1,698,875	8,909,428
General Total	5,807,345	48,460,590	4,832,259	52,195,290	3,803,660	53,004,150

* The United Kingdom is no longer a Member State of the European Union, however until the end of the transition period it was still a part of the EU Customs Union. Due to the absence of intra-trade data in the surveillance system, the totals of the EU trade data therefore also include the UK data until 31/12/2020. The data as of 1/1/2021 is therefore not comparable with the data until 31/12/2020.

Week 1 to 53 from 01/07/2021 to 30/06/2022

Summary

Import (tonnes)	Soyabeans	Rapeseed	Sunflower-seed	Soyameal	Rapeseed meal	Sunflower-seed meal	Soyaoil	Rapeseed oil	Sunflower-seed oil	Palm oil
BE	453,588	1,471,239	1,411	86,614		68,033	4,623	20,004	3,145	172,217
BG	1,172	29,478	419,450	7,193		29,327	23,516	10,573	100,441	1,288
CZ	1,797	14,331	6,042	1,138		187	1,081	912	11,398	59
DK	1,566	13	1,429	973,959	3,905	150,472	42,083	30,126	1,135	61,728
DE	2,354,582	1,156,297	21,573	1,148,028	41,114	175,051	5,560	6,974	15,455	291,905
EE		325	6,932	1,645	1,493	6,179	271	4,698	4,198	
IE	24,885	41	765	610,004	19,257	52,559	914	3,035	2,813	2,447
EL	239,243		3,174	474,378	3,188	19,788	10,224	681	6,359	116,621
ES	3,441,612		72,396	2,729,250	71,220	172,771	138,883	2,979	403,825	1,186,472
FR	530,467	1,125,390	7,165	2,031,458	89,055	329,096	4,614	10,617	150,204	142,017
HR	1,098	908	5,170	4,090	948	2,801	2,604	2,530	31,762	8,204
IT	2,058,399		3,521	1,368,194	17,525	278,293	85	19,766	312,996	1,293,498
CY			152	103,844			1,538	774	4,213	53
LV		13,751	680	28,373	34,248	124,821	226	80,074	7,636	14
LT	773		2,648	52,734	123,675	19,167	6,217	97,013	33,795	
LU			9						331	
HU	33,024	8,584	110,098	5,845		2,641	1,861	24	53,506	990
MT							230	33	1,319	313
NL	4,000,987	1,406,608	18,057	2,472,954	15,074	527,599	27,434	155,403	456,385	1,446,022
AT	14,417	2,988	9,835	5,604		1,418	967	2,824	25,160	3
PL	70,826	137,381	25,998	2,666,968	37,826	327,531	190,055	127,087	226,622	219
PT	1,031,913	84,317	32,353	39,101				12	19,623	7,580
RO	246,776	54,609	308,851	493,303	46	292	1,965	2	33,091	7,812
SI	3,728	115	701	846,032	7,470	98,744	5,863	5,318	26,448	1
SK	3,911	14	4,978	2			141	541	9,576	
FI	4,929		2	45,062	75,615	5,171	1,816	1,979	7	9
SE	10,628	12,423	1,160	166,354	17,398	18,436	26,826	13,943	2,874	61,173
XI	5,684	1	636	137,958	2,187	9,417	4,528	5,418	5,476	1,559
EU*	14,536,004	5,518,814	1,065,189	16,500,086	561,245	2,419,792	504,125	603,339	1,949,793	4,802,202

* The United Kingdom is no longer a Member State of the European Union, however until the end of the transition period it was still a part of the EU Customs Union. Due to the absence of intra-trade data in the surveillance system, the totals of the EU trade data therefore also include the UK data until 31/12/2020. The data as of 1/1/2021 is therefore not comparable with the data until 31/12/2020.

Top 5 import origins* - Marketing Year 2021/22 (update of 30/06/2022)

Soyabeans		
Origin	tonnes	share
Brazil	8,475,520	58.3%
United States of America	4,262,752	29.3%
Canada	1,154,050	7.9%
Ukraine	439,342	3.0%
Togo	88,154	0.6%

Rapeseed		
Origin	tonnes	share
Australia	2,927,221	53.0%
Ukraine	1,663,823	30.1%
Canada	611,270	11.1%
Moldova	79,868	1.4%
Serbia	68,086	1.2%

Sunflowerseed		
Origin	tonnes	share
Ukraine	487,318	45.7%
Moldova	379,443	35.6%
Argentina	63,220	5.9%
China	39,379	3.7%
Turkey	33,636	3.2%

Soyameal		
Origin	tonnes	share
Brazil	7,471,274	45.3%
Argentina	6,778,311	41.1%
Paraguay	636,816	3.9%
United States of America	359,652	2.2%
Russia	302,332	1.8%

Rapeseed meal		
Origin	tonnes	share
Russia	215,474	38.4%
Ukraine	141,371	25.2%
United Kingdom	103,048	18.4%
Belarus	91,968	16.4%
Bosnia and Herzegovina	5,839	1.0%

Sunflowerseed meal		
Origin	tonnes	share
Russia	886,389	36.6%
Ukraine	769,328	31.8%
Argentina	633,540	26.2%
Serbia	67,431	2.8%
Moldova	38,894	1.6%

Sunflowerseed oil		
Origin	tonnes	share
Ukraine	1,621,483	83.2%
Moldova	147,575	7.6%
Serbia	72,317	3.7%
Russia	31,111	1.6%
Bosnia and Herzegovina	18,173	0.9%

Rapeseed oil		
Origin	tonnes	share
Russia	160,181	26.5%
Belarus	144,176	23.9%
Ukraine	127,297	21.1%
United Kingdom	70,336	11.7%
United Arab Emirates	63,081	10.5%

Soyaoil		
Origin	tonnes	share
Ukraine	190,923	37.9%
Argentina	109,164	21.7%
Norway	67,225	13.3%
Serbia	56,962	11.3%
Russia	36,261	7.2%

Palm oil		
Origin	tonnes	share
Indonesia	1,967,828	41.0%
Malaysia	1,105,543	23.0%
Guatemala	501,108	10.4%
Papua New Guinea	324,091	6.7%
Honduras	322,277	6.7%

* The United Kingdom is no longer a Member State of the European Union, however until the end of the transition period it was still a part of the EU Customs Union. Due to the absence of intra-trade data in the surveillance system, the totals of the EU trade data therefore also include the UK data until 31/12/2020. The data as of 1/1/2021 is therefore not comparable with the data until 31/12/2020.

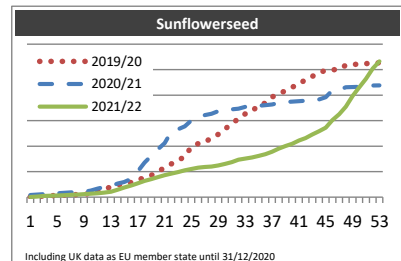
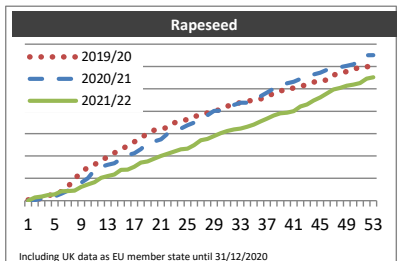
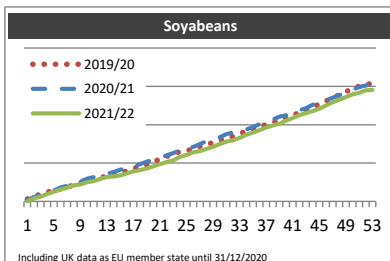
Week 1 to 53 from 01/07/2021 to 30/06/2022

(tonnes)

Soyabeans			
week	2019/20	2020/21	2021/22
1	310023	163413	14050
2	659,958	555,679	356,431
3	945,349	809,177	612,285
4	1,206,069	1,030,274	966,648
5	1,459,821	1,426,359	1,267,009
6	1,599,344	1,791,837	1,543,189
7	1,918,824	2,034,261	1,771,183
8	2,080,718	2,232,628	2,104,759
9	2,430,768	2,589,473	2,218,881
10	2,674,638	2,966,515	2,486,145
11	2,942,766	3,154,630	2,647,869
12	3,069,834	3,416,837	2,918,773
13	3,320,577	3,617,651	3,176,839
14	3,400,305	3,818,988	3,232,856
15	3,684,034	4,143,949	3,384,516
16	3,975,223	4,255,378	3,645,482
17	4,282,801	4,582,823	3,918,297
18	4,542,592	4,857,846	4,085,793
19	4,797,713	5,165,400	4,287,563
20	5,189,273	5,410,281	4,581,555
21	5,493,024	5,635,100	4,849,665
22	5,837,209	6,015,529	5,114,057
23	6,294,102	6,289,050	5,346,163
24	6,439,558	6,663,971	5,804,822
25	6,658,597	6,974,149	6,077,595
26	6,783,844	7,112,801	6,418,888
27	7,153,195	7,484,344	6,545,239
28	7,439,728	7,863,955	6,839,870
29	7,658,418	8,091,846	7,123,776
30	7,983,799	8,365,878	7,467,027
31	8,168,745	8,787,113	7,795,279
32	8,471,219	8,981,118	7,980,172
33	8,849,052	9,190,004	8,295,946
34	9,127,667	9,392,775	8,688,008
35	9,378,265	9,691,017	8,972,950
36	9,699,943	10,071,149	9,298,258
37	10,039,587	10,405,077	9,632,225
38	10,260,376	10,690,157	9,888,610
39	10,609,179	11,038,055	10,115,986
40	10,964,545	11,236,411	10,542,801
41	11,270,664	11,581,417	10,864,662
42	11,522,310	11,901,186	11,258,016
43	11,816,886	12,147,417	11,509,170
44	12,285,278	12,613,903	11,762,028
45	12,699,528	12,969,084	12,074,863
46	13,101,564	13,180,685	12,525,233
47	13,556,222	13,518,846	12,936,235
48	13,862,947	13,846,912	13,265,953
49	14,302,368	14,291,856	13,604,296
50	14,712,851	14,582,584	13,958,151
51	15,013,397	14,899,749	14,176,263
52	15,251,772	15,109,370	14,469,758
53	15,363,646	15,424,529	14,536,004

Rapeseed			
week	2019/20	2020/21	2021/22
1	37747	2303	1890
2	65,811	30,315	147,372
3	99,835	87,701	185,167
4	229,803	117,612	252,202
5	282,612	191,335	286,826
6	407,773	310,167	418,125
7	633,499	447,212	435,611
8	985,410	634,354	451,018
9	1,255,929	809,917	617,849
10	1,499,678	1,005,715	732,158
11	1,604,669	1,368,635	830,570
12	1,841,860	1,519,996	1,025,881
13	1,928,508	1,608,779	1,101,082
14	2,136,766	1,675,495	1,176,659
15	2,274,558	1,870,591	1,382,702
16	2,466,434	2,045,747	1,387,625
17	2,632,200	2,116,407	1,519,801
18	2,781,770	2,302,683	1,707,635
19	3,030,217	2,575,115	1,756,465
20	3,161,679	2,653,439	1,883,681
21	3,210,265	2,741,156	1,997,658
22	3,279,623	3,000,518	2,104,104
23	3,482,110	3,101,934	2,201,798
24	3,568,769	3,226,133	2,299,722
25	3,633,476	3,316,065	2,328,545
26	3,775,469	3,495,914	2,481,515
27	3,798,068	3,654,993	2,706,106
28	3,926,802	3,816,857	2,757,541
29	3,959,863	4,020,847	2,889,445
30	4,113,758	4,021,706	3,022,498
31	4,234,166	4,086,795	3,115,145
32	4,271,908	4,278,493	3,182,682
33	4,400,563	4,385,639	3,225,437
34	4,468,819	4,386,353	3,300,334
35	4,469,503	4,450,697	3,403,095
36	4,553,737	4,666,156	3,539,441
37	4,625,305	4,836,258	3,669,813
38	4,818,533	5,011,358	3,809,408
39	4,928,847	5,126,993	3,904,905
40	4,929,337	5,253,716	3,941,460
41	5,055,893	5,316,458	4,008,494
42	5,125,991	5,445,875	4,216,894
43	5,177,918	5,515,224	4,306,735
44	5,299,408	5,644,871	4,483,588
45	5,390,588	5,725,852	4,616,538
46	5,393,212	5,855,454	4,799,683
47	5,611,744	5,910,269	4,969,802
48	5,713,407	5,968,406	5,046,673
49	5,775,457	6,034,738	5,140,173
50	5,856,811	6,098,157	5,193,361
51	5,989,247	6,249,596	5,263,053
52	5,989,491	6,508,651	5,455,860
53	6,009,330	6,508,775	5,518,814

Sunflowerseed			
week	2019/20	2020/21	2021/22
1	3528	16761	1412
2	6,041	19,897	4,148
3	7,883	23,107	10,133
4	11,071	27,803	11,964
5	13,808	31,016	13,822
6	16,190	34,177	15,467
7	17,824	37,766	17,768
8	19,907	39,963	19,849
9	22,700	42,104	23,114
10	28,546	50,780	26,199
11	49,237	67,467	29,494
12	61,513	78,060	34,978
13	80,498	88,232	41,743
14	94,303	107,383	58,149
15	107,384	118,575	75,172
16	115,935	143,817	91,714
17	137,734	201,932	108,934
18	150,504	272,010	126,522
19	170,287	323,928	141,504
20	200,706	374,526	156,579
21	231,753	424,028	172,352
22	260,328	513,431	184,510
23	286,195	533,627	196,353
24	319,118	554,478	211,111
25	394,721	601,323	220,510
26	419,524	621,950	231,130
27	429,372	643,023	235,952
28	467,347	653,515	240,494
29	493,675	675,330	248,136
30	534,495	681,005	260,508
31	576,932	689,028	275,357
32	616,164	694,016	293,673
33	651,580	707,479	302,070
34	672,001	711,184	311,847
35	722,603	716,717	322,344
36	736,756	720,903	336,629
37	785,624	727,605	356,443
38	808,103	738,091	380,652
39	835,176	746,185	401,324
40	863,911	749,580	418,702
41	881,232	753,289	444,658
42	926,181	756,451	462,961
43	947,194	760,965	491,619
44	977,468	766,958	516,758
45	993,849	784,670	544,841
46	998,495	837,102	603,473
47	1,003,066	840,648	651,037
48	1,034,700	861,598	708,979
49	1,039,901	863,565	795,121
50	1,043,801	866,075	862,571
51	1,047,661	871,040	927,230
52	1,051,590	875,304	1,008,998
53	1,053,602	876,698	1,065,189



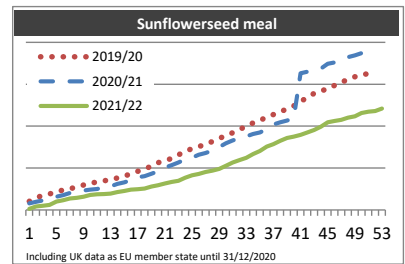
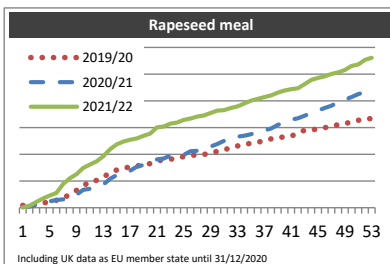
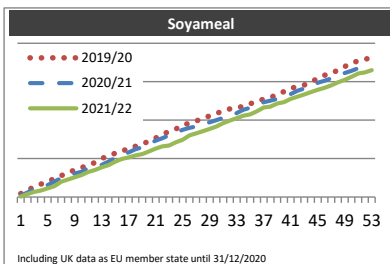
Week 1 to 53 from 01/07/2021 to 30/06/2022

(tonnes)

Soyameal			
week	2019/20	2020/21	2021/22
1	447846	179510	52604
2	838,845	576,192	390,984
3	1,351,130	1,037,063	669,965
4	1,684,189	1,292,127	854,907
5	2,002,232	1,571,296	1,135,410
6	2,435,313	2,012,516	1,432,248
7	2,803,690	2,448,836	1,984,315
8	3,049,882	2,810,433	2,286,422
9	3,584,915	3,063,572	2,579,780
10	3,819,750	3,277,846	2,866,270
11	4,119,548	3,774,628	3,262,690
12	4,489,207	4,021,207	3,524,664
13	5,001,354	4,168,888	3,873,614
14	5,368,977	4,605,061	4,153,112
15	5,691,468	5,100,524	4,611,816
16	5,899,897	5,531,856	4,952,255
17	6,404,997	5,819,215	5,163,241
18	6,598,786	6,204,174	5,407,926
19	6,902,592	6,469,839	5,592,163
20	7,255,491	6,947,594	5,921,545
21	7,674,392	7,326,283	6,314,401
22	8,158,273	7,658,005	6,582,025
23	8,513,855	8,013,975	6,715,099
24	8,857,268	8,411,736	7,125,940
25	9,417,800	8,753,876	7,464,756
26	9,565,492	8,991,053	8,028,635
27	9,895,261	9,174,789	8,289,970
28	10,240,003	9,527,028	8,580,166
29	10,567,807	9,732,586	8,865,692
30	10,889,206	10,007,934	9,169,759
31	11,149,912	10,284,783	9,597,439
32	11,465,341	10,492,484	9,939,830
33	11,586,258	10,936,336	10,258,749
34	11,820,746	11,366,704	10,592,166
35	12,130,972	11,624,650	10,760,150
36	12,448,547	11,926,024	11,156,469
37	12,725,561	12,343,385	11,633,643
38	12,965,321	12,527,220	11,764,594
39	13,305,472	12,767,402	12,163,721
40	13,714,153	13,063,853	12,349,534
41	14,186,368	13,385,683	12,755,594
42	14,330,391	13,831,726	13,064,604
43	14,571,744	14,131,372	13,338,063
44	14,910,831	14,328,077	13,656,625
45	15,461,435	14,867,566	13,938,494
46	15,841,377	15,116,011	14,213,692
47	16,105,509	15,435,416	14,512,152
48	16,504,784	15,696,375	14,920,234
49	16,960,600	16,115,188	15,249,678
50	17,423,783	16,419,004	15,635,782
51	17,698,710	16,761,399	16,066,447
52	17,935,239	16,974,387	16,226,904
53	18,085,336	17,269,643	16,500,086

Rapeseed meal			
week	2019/20	2020/21	2021/22
1	8809	2517	787
2	8,988	4,198	7,298
3	12,171	12,303	21,470
4	17,247	15,713	34,669
5	22,264	23,499	45,556
6	28,374	28,772	55,018
7	33,463	31,119	88,211
8	51,416	33,891	109,839
9	65,495	48,922	125,415
10	80,547	67,123	148,670
11	99,319	71,166	161,501
12	102,563	79,202	173,273
13	114,515	86,934	192,764
14	130,718	108,011	218,581
15	141,476	122,229	236,993
16	147,646	133,128	248,164
17	152,441	138,726	254,303
18	156,097	153,843	259,363
19	161,152	160,494	269,031
20	164,849	165,189	277,230
21	174,664	181,101	300,838
22	180,414	184,631	304,058
23	182,002	195,504	314,451
24	184,661	196,660	319,016
25	191,679	198,505	328,631
26	196,014	211,655	333,751
27	197,797	212,980	341,669
28	199,410	222,791	345,413
29	206,956	228,456	354,802
30	211,020	238,662	363,577
31	214,862	250,529	365,598
32	227,309	254,702	373,792
33	231,428	266,354	378,982
34	236,858	269,362	389,843
35	241,011	274,855	400,802
36	244,903	285,308	407,809
37	251,849	289,407	414,211
38	258,161	296,634	420,984
39	263,237	310,256	430,407
40	264,321	320,241	439,188
41	267,373	329,839	443,987
42	279,749	334,274	447,177
43	289,961	344,713	462,513
44	290,759	354,887	478,502
45	294,986	363,564	486,281
46	299,881	373,616	491,523
47	303,665	381,741	500,630
48	311,282	396,079	506,363
49	314,151	404,659	515,447
50	321,997	414,231	530,223
51	326,847	425,820	536,380
52	332,638	431,873	553,974
53	333,201	440,814	561,245

Sunflowerseed meal			
week	2019/20	2020/21	2021/22
1	63280	35885	26171
2	138,678	94,071	83,234
3	205,783	157,119	97,880
4	289,328	195,625	120,265
5	347,171	227,778	197,951
6	383,784	269,888	232,858
7	423,921	313,975	272,441
8	478,707	351,413	287,458
9	507,084	405,908	315,307
10	547,535	440,182	358,385
11	596,511	462,890	371,568
12	641,178	484,228	379,654
13	662,601	500,761	392,009
14	697,210	548,793	427,254
15	723,278	564,030	454,760
16	765,359	620,328	484,656
17	804,475	658,886	496,415
18	864,733	712,979	511,335
19	919,967	778,803	558,136
20	978,020	804,815	587,814
21	1,045,033	864,744	629,990
22	1,127,407	923,726	669,501
23	1,180,564	1,013,539	695,107
24	1,229,300	1,068,096	771,791
25	1,312,298	1,131,590	825,386
26	1,407,890	1,205,810	858,886
27	1,459,246	1,249,601	908,734
28	1,513,869	1,314,916	938,058
29	1,564,617	1,361,293	981,046
30	1,635,839	1,416,868	1,051,867
31	1,712,545	1,502,772	1,130,914
32	1,763,303	1,589,189	1,188,889
33	1,845,200	1,659,070	1,242,332
34	1,915,985	1,714,453	1,335,456
35	2,003,837	1,753,907	1,404,666
36	2,076,984	1,813,705	1,510,968
37	2,134,051	1,851,284	1,570,026
38	2,218,191	1,926,666	1,651,233
39	2,275,592	2,037,469	1,719,856
40	2,341,476	2,092,880	1,749,341
41	2,413,028	2,134,726	1,791,404
42	2,484,027	2,191,810	1,847,347
43	2,597,276	3,263,589	1,910,028
44	2,670,900	3,300,553	1,984,661
45	2,782,796	3,341,100	2,092,078
46	2,847,492	3,372,738	2,122,380
47	2,884,017	3,486,612	2,148,955
48	2,972,159	3,521,477	2,205,284
49	3,043,941	3,584,059	2,236,249
50	3,116,769	3,645,512	2,312,030
51	3,179,278	3,688,625	2,346,714
52	3,229,235	3,743,893	2,361,360
53	3,249,606	3,777,842	2,419,792



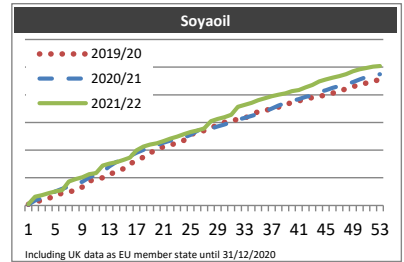
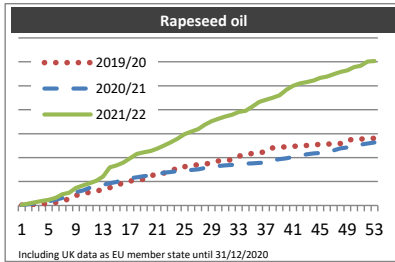
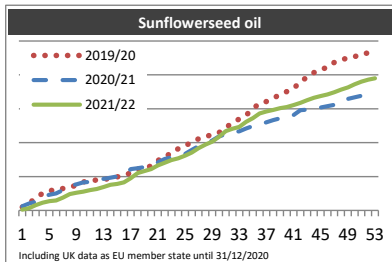
Week 1 to 53 from 01/07/2021 to 30/06/2022

(tonnes)

Sunflowerseed oil			
week	2019/20	2020/21	2021/22
1	48389	61274	11291
2	106,735	99,767	32,994
3	178,300	127,510	78,344
4	255,070	206,284	112,683
5	287,556	233,077	136,733
6	312,808	250,043	147,491
7	321,209	300,503	188,647
8	343,352	369,020	240,092
9	370,416	384,067	261,466
10	420,463	412,657	278,222
11	432,432	419,245	299,884
12	448,407	432,728	315,273
13	454,881	467,867	344,754
14	472,463	483,678	377,943
15	494,846	502,637	390,181
16	516,041	525,811	412,938
17	554,109	608,046	474,590
18	610,524	622,687	551,564
19	640,288	639,838	581,358
20	652,239	688,166	610,639
21	741,098	711,439	665,537
22	768,624	758,539	704,206
23	866,706	780,977	744,168
24	910,013	806,081	768,428
25	949,635	833,276	807,453
26	1,013,402	893,670	855,071
27	1,056,412	949,863	920,082
28	1,083,278	987,543	970,723
29	1,123,548	1,031,431	1,012,265
30	1,146,406	1,091,449	1,086,043
31	1,220,805	1,123,209	1,170,969
32	1,294,958	1,154,652	1,206,183
33	1,349,119	1,167,289	1,232,806
34	1,404,079	1,208,883	1,306,616
35	1,501,587	1,246,184	1,362,322
36	1,580,182	1,263,918	1,431,317
37	1,605,404	1,299,451	1,460,022
38	1,657,058	1,332,254	1,482,279
39	1,710,733	1,360,726	1,509,132
40	1,752,397	1,385,454	1,525,739
41	1,795,446	1,408,552	1,556,277
42	1,905,328	1,481,417	1,588,831
43	1,960,761	1,485,994	1,627,424
44	2,035,550	1,500,866	1,662,892
45	2,083,918	1,518,356	1,687,097
46	2,109,639	1,537,009	1,711,217
47	2,184,207	1,558,188	1,743,478
48	2,218,726	1,576,986	1,781,917
49	2,252,010	1,647,718	1,814,414
50	2,269,990	1,670,212	1,860,973
51	2,307,362	1,692,517	1,899,477
52	2,323,351	1,710,958	1,930,515
53	2,336,644	1,719,669	1,949,793

Rapeseed oil			
week	2019/20	2020/21	2021/22
1	1712	1175	2667
2	2,815	5,573	7,789
3	3,928	8,591	13,967
4	6,523	10,444	18,770
5	9,599	17,557	24,023
6	12,589	24,336	32,458
7	19,294	30,856	46,442
8	27,316	48,618	52,780
9	42,334	55,911	73,484
10	49,283	62,685	83,471
11	55,079	73,567	92,708
12	59,497	78,739	103,322
13	68,341	86,113	121,712
14	74,845	92,598	158,999
15	80,516	98,040	167,667
16	97,591	109,291	180,025
17	102,350	114,035	198,115
18	106,372	117,987	216,041
19	109,618	122,604	221,629
20	123,779	125,079	227,800
21	132,867	129,502	237,841
22	135,764	136,800	250,423
23	140,973	139,955	264,404
24	160,048	143,541	279,649
25	162,335	146,233	297,810
26	166,975	148,025	309,175
27	170,236	151,098	318,677
28	172,314	156,195	336,939
29	178,270	159,136	351,835
30	185,664	164,771	362,276
31	188,504	167,364	371,763
32	190,263	169,696	378,999
33	206,809	171,975	390,985
34	212,045	174,879	395,498
35	217,297	176,070	413,160
36	220,235	177,737	432,545
37	224,978	178,974	441,566
38	240,234	188,794	449,985
39	243,632	193,732	460,543
40	245,436	196,827	482,936
41	246,954	202,561	499,366
42	249,078	207,412	509,584
43	250,715	213,346	515,190
44	253,270	217,211	522,005
45	255,334	219,407	533,046
46	256,190	222,657	538,544
47	257,635	230,088	548,655
48	258,916	238,363	558,119
49	273,409	242,324	564,789
50	275,641	247,133	578,082
51	277,240	254,380	583,948
52	279,732	259,318	601,172
53	280,694	263,232	603,339

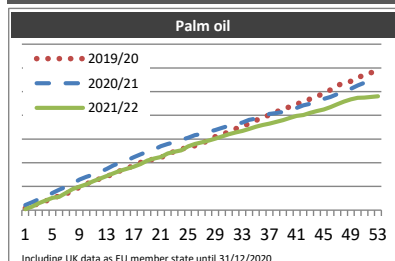
Soyaoil			
week	2019/20	2020/21	2021/22
1	4147	3142	4919
2	12,459	18,365	31,359
3	18,818	26,725	37,015
4	26,165	37,959	44,615
5	33,813	51,088	50,578
6	44,973	60,397	56,029
7	49,335	68,736	87,132
8	55,237	77,396	95,408
9	67,074	86,162	102,022
10	88,377	101,124	113,073
11	94,491	112,405	117,221
12	100,418	121,536	144,516
13	111,825	142,066	151,514
14	123,678	156,883	156,189
15	132,512	164,181	164,050
16	150,608	178,523	173,271
17	161,915	190,536	199,384
18	174,576	201,258	212,974
19	188,613	209,001	220,344
20	203,978	217,547	225,015
21	211,750	226,999	232,509
22	217,945	234,614	241,270
23	227,332	240,806	248,777
24	235,173	245,739	257,800
25	254,468	254,908	265,454
26	268,366	270,369	270,888
27	270,534	274,960	278,382
28	280,249	278,005	304,696
29	291,834	285,198	313,084
30	301,061	292,416	319,420
31	305,845	301,869	327,597
32	312,291	310,205	356,445
33	316,546	316,623	364,193
34	325,613	323,639	370,699
35	339,634	331,028	380,959
36	343,030	339,930	388,010
37	350,407	350,533	394,555
38	356,041	361,078	400,451
39	363,207	370,198	405,169
40	373,374	377,879	413,342
41	378,408	384,773	417,631
42	384,175	392,544	426,933
43	389,845	398,416	435,580
44	394,791	410,017	448,309
45	399,201	416,349	455,761
46	406,241	425,075	462,060
47	412,815	431,557	467,944
48	422,156	438,956	474,809
49	429,789	445,652	485,458
50	436,008	455,599	492,020
51	442,479	464,176	496,793
52	448,932	472,358	501,906
53	455,101	474,403	504,125



Week 1 to 53 from 01/07/2021 to 30/06/2022

(tonnes)

Palm oil			
week	2019/20	2020/21	2021/22
1	80388	89490	39918
2	169,348	214,613	143,666
3	297,777	335,253	297,795
4	382,301	465,888	411,218
5	518,719	567,372	515,596
6	594,984	723,520	566,686
7	673,511	865,803	722,030
8	839,452	985,514	890,778
9	966,277	1,126,309	996,486
10	1,099,699	1,293,478	1,088,896
11	1,231,987	1,405,815	1,217,388
12	1,318,001	1,499,626	1,327,765
13	1,435,882	1,606,954	1,438,693
14	1,515,825	1,737,741	1,551,462
15	1,660,826	1,891,987	1,664,673
16	1,761,141	1,997,148	1,749,937
17	1,890,041	2,101,959	1,828,472
18	2,005,284	2,230,820	1,945,770
19	2,104,605	2,352,967	2,094,611
20	2,150,778	2,466,587	2,172,672
21	2,224,184	2,555,917	2,244,590
22	2,342,893	2,698,317	2,387,069
23	2,486,093	2,787,257	2,465,450
24	2,564,773	2,866,567	2,521,762
25	2,659,956	2,966,205	2,688,081
26	2,715,865	3,050,176	2,790,611
27	2,800,950	3,165,896	2,852,154
28	2,953,893	3,210,614	2,935,306
29	3,101,804	3,301,596	3,016,716
30	3,198,323	3,377,427	3,104,722
31	3,295,120	3,474,290	3,205,793
32	3,431,320	3,553,425	3,276,269
33	3,514,932	3,620,068	3,341,993
34	3,659,478	3,698,774	3,428,948
35	3,785,493	3,802,239	3,519,568
36	3,887,675	3,861,704	3,593,400
37	4,024,784	3,951,026	3,645,844
38	4,136,260	4,056,969	3,723,720
39	4,300,145	4,094,277	3,797,229
40	4,345,712	4,145,351	3,889,886
41	4,476,901	4,219,180	3,970,416
42	4,556,526	4,314,225	4,011,152
43	4,695,315	4,420,948	4,104,731
44	4,787,813	4,488,482	4,180,003
45	4,944,777	4,597,524	4,243,703
46	5,076,116	4,687,762	4,350,465
47	5,266,053	4,774,085	4,465,105
48	5,343,386	4,891,789	4,580,863
49	5,432,930	5,022,575	4,671,302
50	5,576,683	5,122,101	4,735,792
51	5,719,577	5,260,015	4,750,307
52	5,795,873	5,373,045	4,774,109
53	5,836,989	5,439,683	4,802,202



Week 1 to 53 from 01/07/2021 to 30/06/2022

Summary

Export (tonnes)	Soyabeans	Rapeseed	Sunflower- seed	Soyameal	Rapeseed meal	Sunflower- seed meal	Soyaoil	Rapeseed oil	Sunflower- seed oil	Palm oil
BE	34,533	13,201	272	10,552	22,383		11,344	33,378	28,063	2,045
BG	2	13	225,515	4	9,137	465,324	1	9,233	220,189	641
CZ	1	1	35			1	10	154	1,217	
DK	148	127	224	1,593	13,945	33	776	42,530	78	21,379
DE	2,499	11,687	2,512	155,313	201,598	59,516	85,643	76,603	15,695	34,681
EE		19,151	3				948	17,615	1,301	258
IE	16	22,100				325	3			8
EL			78	55,206	542	3,042	1,895	2,195	2,529	4,599
ES	6,766	35,822	5,493	34,620	3,085	6,239	404,461	10,773	100,401	8,315
FR	9,949	84,749	23,001	4,882	32,164	28,262	31,953	25,408	142,998	61
HR	107,258	2,348	9,164	1,124	377	203	21	834	8,126	563
IT	3,130	21	296	35,738	553	2,142	117,515	3,236	15,478	5,378
CY									31	
LV	3,300	91,893	6	3,776	47,805			4,578	25	16
LT	41	134,950	334	85,050	48,508	122		73	123	43
LU	1									
HU	4,040	493	4,362	5,264	2,534	6,179	372	1,347	29,820	38
MT										45
NL	434	25,468	2,710	318,454	6,693	49,471	313,139	59,407	67,106	82,994
AT	3,811	1,151	10,192	14,110	5,606	2,763	1,071	4,502	6,831	67
PL	3,686	7,375	1,389	4,438	6,119	415	402	8,411	4,032	295
PT	598		15	48,079	157	17,326	70,470	620	7,074	115
RO	92,602	1,521	108,609	52,254	248,665	202,912		1,086	80,333	15
SI		1	4	125			25	1,491	134	8
SK		75	1			198			23	
FI		5	3		43,950		14	249	6	22
SE	5	104	3,151		44,157		749	17,482	2,337	14,314
XI										
EU*	272,820	452,254	397,369	830,582	737,979	844,472	1,040,811	321,208	733,949	175,900

* The United Kingdom is no longer a Member State of the European Union, however until the end of the transition period it was still a part of the EU Customs Union. Due to the absence of intra-trade data in the surveillance system, the totals of the EU trade data therefore also include the UK data until 31/12/2020. The data as of 1/1/2021 is therefore not comparable with the data until 31/12/2020.

Top 5 export destinations* - Marketing Year 2021/22 (update of 30/06/2022)

Soyabeans		
Destination	tonnes	share
Russia	90,138	33.0%
Serbia	56,900	20.9%
United Kingdom	35,171	12.9%
Norway	33,789	12.4%
Turkey	18,726	6.9%

Rapeseed		
Destination	tonnes	share
United Kingdom	431,092	95.3%
Russia	5,037	1.1%
Switzerland	4,209	0.9%
Bosnia and Herzegovina	3,397	0.8%
	2,989	0.7%

Sunflowerseed		
Destination	tonnes	share
Turkey	131,680	33.1%
United Kingdom	70,482	17.7%
United States of America	49,386	12.4%
China	36,679	9.2%
Russia	17,835	4.5%

Soyameal		
Destination	tonnes	share
United Kingdom	334,172	40.2%
Switzerland	150,893	18.2%
Turkey	71,537	8.6%
Uzbekistan	68,563	8.3%
North Macedonia	36,085	4.3%

Rapeseed meal		
Destination	tonnes	share
Switzerland	198,624	26.9%
Norway	197,146	26.7%
Israel	195,031	26.4%
United Kingdom	76,764	10.4%
Morocco	53,789	7.3%

Sunflowerseed meal		
Destination	tonnes	share
China	362,544	42.9%
United Kingdom	111,232	13.2%
Morocco	93,585	11.1%
Israel	85,540	10.1%
Turkey	66,774	7.9%

Sunflowerseed oil		
Destination	tonnes	share
United Kingdom	202,601	27.6%
South Africa	157,750	21.5%
United States of America	75,944	10.3%
Morocco	31,301	4.3%
India	25,953	3.5%

Rapeseed oil		
Destination	tonnes	share
Norway	96,156	29.9%
Israel	65,114	20.3%
United Kingdom	63,308	19.7%
China	34,919	10.9%
Switzerland	15,307	4.8%

Soyaoil		
Destination	tonnes	share
Morocco	371,783	35.7%
United Kingdom	218,589	21.0%
Algeria	184,966	17.8%
India	42,473	4.1%
South Africa	40,102	3.9%

Palm oil		
Destination	tonnes	share
United Kingdom	96,782	55.0%
Russia	16,947	9.6%
Uruguay	13,637	7.8%
Switzerland	7,623	4.3%
Serbia	6,784	3.9%

* The United Kingdom is no longer a Member State of the European Union, however until the end of the transition period it was still a part of the EU Customs Union. Due to the absence of intra-trade data in the surveillance system, the totals of the EU trade data therefore also include the UK data until 31/12/2020. The data as of 1/1/2021 is therefore not comparable with the data until 31/12/2020.

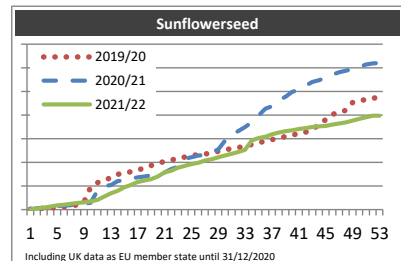
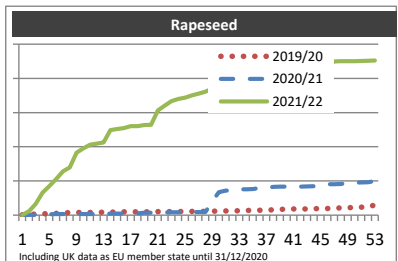
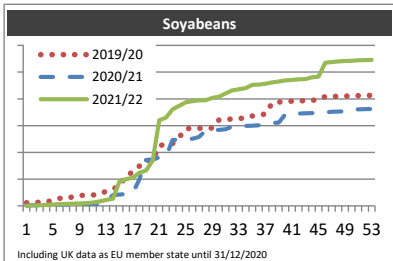
Week 1 to 53 from 01/07/2021 to 30/06/2022

(tonnes)

Soyabeans			
week	2019/20	2020/21	2021/22
1	5,842	730	171
2	6,554	1,194	831
3	6,665	1,430	1,370
4	6,786	1,671	1,869
5	11,525	2,067	2,455
6	13,880	2,353	2,762
7	13,997	2,567	3,721
8	17,058	2,884	4,116
9	19,528	3,011	4,513
10	19,875	3,117	4,785
11	20,355	3,321	6,067
12	22,139	3,925	8,373
13	27,193	7,269	11,353
14	31,870	20,230	13,241
15	36,878	21,185	45,989
16	57,558	22,221	50,166
17	62,598	23,959	52,319
18	74,512	49,653	62,103
19	84,604	85,883	66,259
20	85,246	86,365	84,778
21	112,132	90,802	160,374
22	115,725	91,468	164,550
23	116,342	123,174	180,571
24	128,104	123,952	187,017
25	144,495	125,381	193,462
26	144,544	125,680	195,625
27	144,853	128,876	197,148
28	145,256	140,953	197,542
29	145,509	141,624	202,047
30	160,783	142,178	203,942
31	161,645	143,066	209,997
32	162,211	148,015	216,020
33	163,064	148,739	218,103
34	164,579	149,327	220,195
35	168,048	150,051	226,149
36	168,913	150,737	226,843
37	172,245	153,070	228,375
38	192,223	154,661	230,856
39	194,039	155,802	232,569
40	194,803	171,350	234,667
41	195,610	171,714	235,506
42	195,878	172,498	236,387
43	196,929	173,100	237,105
44	197,422	173,544	240,475
45	198,072	174,067	241,497
46	204,214	174,751	267,652
47	204,463	175,703	268,866
48	204,925	176,277	269,980
49	205,209	176,900	271,014
50	205,595	179,697	271,394
51	206,107	180,378	271,933
52	206,410	180,883	272,582
53	206,515	181,066	272,820

Rapeseed			
week	2019/20	2020/21	2021/22
1	1,123	391	490
2	1,955	1,006	11,786
3	3,050	1,661	32,963
4	4,088	2,206	66,063
5	4,859	2,674	85,589
6	5,291	2,984	106,206
7	5,612	3,118	127,820
8	7,781	3,148	139,481
9	7,975	3,228	182,963
10	8,081	3,279	195,014
11	8,127	3,372	205,868
12	8,194	3,439	209,273
13	8,275	3,666	212,305
14	8,392	4,297	248,666
15	9,766	4,372	252,030
16	9,839	4,469	254,245
17	9,966	4,567	260,154
18	9,986	4,928	260,493
19	9,987	7,222	263,712
20	10,008	7,407	264,073
21	10,125	7,483	305,887
22	10,377	7,869	320,136
23	10,455	8,156	333,469
24	10,672	8,438	339,753
25	10,745	8,773	343,620
26	10,745	8,811	350,170
27	10,791	8,835	355,554
28	11,037	8,892	360,944
29	11,435	39,917	370,296
30	11,810	67,537	379,557
31	12,154	71,616	386,017
32	12,390	71,810	386,366
33	12,783	75,585	389,242
34	13,496	75,669	395,984
35	14,161	76,407	399,372
36	14,558	79,569	402,480
37	15,129	79,647	402,612
38	15,478	82,615	405,663
39	16,951	83,082	408,858
40	17,484	83,211	412,709
41	17,852	83,438	413,066
42	18,156	83,620	416,284
43	18,441	84,028	419,487
44	18,843	84,369	419,561
45	19,214	87,560	424,966
46	19,612	90,238	435,487
47	19,829	90,467	449,548
48	21,108	90,980	449,883
49	21,808	94,666	450,155
50	22,300	95,222	450,340
51	23,256	95,869	450,898
52	23,968	96,314	451,509
53	29,703	99,768	452,254

Sunflowerseed			
week	2019/20	2020/21	2021/22
1	1,984	1,753	1,194
2	3,674	5,401	4,607
3	5,504	8,174	8,443
4	7,832	11,769	13,255
5	9,591	14,548	17,396
6	12,139	16,519	20,933
7	14,028	18,600	24,428
8	20,609	20,193	27,609
9	32,898	24,761	30,728
10	95,658	28,606	34,300
11	113,822	80,140	41,083
12	126,493	99,508	54,767
13	134,072	103,653	69,186
14	149,891	120,793	79,320
15	153,339	124,713	94,580
16	161,099	131,953	104,523
17	166,857	136,528	116,972
18	176,895	140,328	123,342
19	187,003	144,828	129,135
20	194,185	149,863	139,843
21	204,762	157,187	157,546
22	210,516	171,608	164,571
23	216,059	180,963	177,678
24	222,111	214,746	185,378
25	229,437	221,090	192,223
26	231,597	228,892	198,270
27	234,560	230,831	207,254
28	240,952	242,180	212,655
29	246,654	254,730	221,254
30	252,984	291,738	229,173
31	257,936	317,470	236,541
32	262,991	332,663	244,150
33	268,788	349,787	253,044
34	275,415	370,084	293,335
35	281,983	397,621	302,710
36	290,987	427,451	308,501
37	296,261	437,091	318,414
38	302,866	462,414	326,051
39	309,322	477,625	331,557
40	315,187	498,209	335,849
41	321,950	507,177	340,788
42	328,373	523,994	344,886
43	335,135	539,956	349,247
44	362,373	547,810	352,130
45	379,936	558,190	354,372
46	403,525	571,053	359,788
47	409,589	581,490	364,257
48	420,359	587,896	369,122
49	453,539	593,886	376,400
50	459,744	602,743	384,109
51	466,003	613,511	390,430
52	472,113	618,136	397,112
53	473,427	620,400	397,369



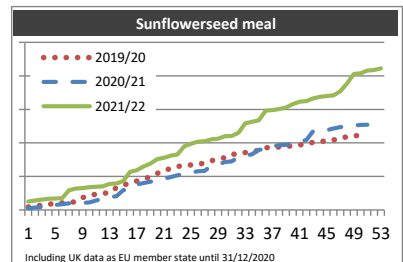
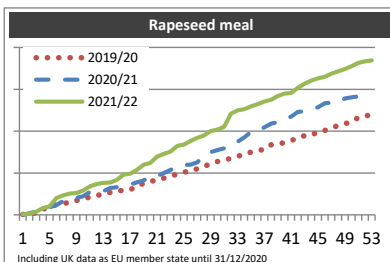
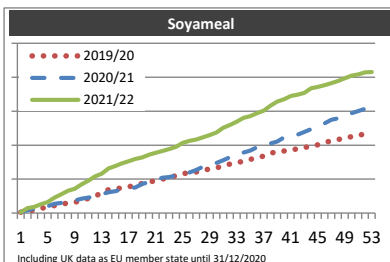
Week 1 to 53 from 01/07/2021 to 30/06/2022

(tonnes)

Soyameal			
week	2019/20	2020/21	2021/22
1	4,873	6,588	5,225
2	11,666	16,524	28,078
3	18,790	25,894	36,288
4	27,537	34,125	52,386
5	35,821	40,168	65,668
6	43,982	54,923	91,459
7	50,339	59,881	111,093
8	60,153	65,555	131,732
9	63,302	74,647	143,155
10	73,539	84,143	169,225
11	86,007	90,840	189,418
12	99,546	96,270	215,405
13	119,510	111,757	231,853
14	137,378	121,785	262,999
15	140,209	128,705	276,981
16	150,228	138,851	292,095
17	155,492	145,293	306,156
18	165,111	151,413	318,090
19	173,933	172,040	327,276
20	184,804	182,097	343,551
21	188,597	196,445	355,421
22	199,988	208,816	365,441
23	207,234	212,414	376,692
24	220,953	221,318	390,774
25	231,457	232,155	413,365
26	238,720	239,221	425,695
27	242,038	253,495	433,290
28	249,000	272,709	446,819
29	260,918	287,084	459,215
30	267,016	295,205	475,125
31	276,559	311,457	502,548
32	288,717	328,700	519,215
33	297,500	338,047	538,519
34	304,291	356,268	560,360
35	316,083	367,970	570,551
36	326,061	387,906	588,005
37	336,248	399,581	603,754
38	353,298	409,532	631,587
39	358,900	422,087	657,011
40	366,158	445,323	669,995
41	370,871	456,913	689,263
42	378,866	462,012	697,764
43	385,759	477,516	707,251
44	392,841	493,965	734,868
45	402,304	512,557	743,258
46	414,964	527,896	753,679
47	425,352	549,054	765,207
48	432,996	558,169	777,627
49	441,040	567,727	793,392
50	449,501	588,027	809,203
51	459,395	600,586	816,873
52	463,823	614,267	829,167
53	469,179	624,830	830,582

Rapeseed meal			
week	2019/20	2020/21	2021/22
1	1,935	416	2,601
2	6,382	7,928	4,583
3	8,516	15,462	14,864
4	26,921	28,928	32,875
5	38,540	35,988	39,888
6	49,175	46,151	80,465
7	55,769	65,723	92,657
8	57,481	79,206	101,180
9	68,220	80,913	104,299
10	75,444	89,058	116,183
11	85,245	110,024	136,493
12	89,529	110,802	146,450
13	103,102	113,551	153,395
14	106,947	127,316	154,489
15	115,503	132,228	166,924
16	116,685	140,919	192,126
17	119,388	145,066	196,667
18	138,353	155,468	214,673
19	149,887	164,336	239,920
20	160,313	183,807	248,521
21	164,893	185,171	277,739
22	175,566	199,330	291,389
23	184,883	214,083	302,324
24	194,288	231,331	329,330
25	204,723	238,413	335,758
26	207,162	240,193	352,975
27	220,978	251,809	368,691
28	230,570	282,818	378,930
29	244,919	299,957	399,717
30	254,081	309,582	406,982
31	262,415	317,399	420,184
32	269,039	339,677	483,925
33	279,778	349,022	499,497
34	288,772	369,621	504,110
35	299,602	395,822	518,448
36	307,340	400,489	528,588
37	312,554	418,119	541,095
38	334,220	435,484	550,133
39	340,356	443,619	568,324
40	344,249	457,285	579,438
41	355,946	469,484	582,140
42	364,780	491,486	606,598
43	378,908	494,927	626,842
44	380,497	503,170	642,253
45	396,406	514,211	651,869
46	402,887	532,920	660,206
47	416,309	535,945	674,689
48	426,961	537,572	686,524
49	436,419	556,418	696,677
50	443,028	561,897	710,577
51	466,033	565,898	725,733
52	471,315	574,151	733,543
53	481,054	580,445	737,979

Sunflowerseed meal			
week	2019/20	2020/21	2021/22
1	5,295	1,272	50,401
2	8,620	9,284	56,728
3	17,506	10,012	62,197
4	24,339	14,992	66,676
5	28,941	17,595	68,170
6	33,181	29,147	69,493
7	40,242	30,035	117,235
8	41,801	34,717	127,131
9	44,273	38,885	129,825
10	49,033	41,099	135,069
11	74,403	41,847	138,463
12	84,027	44,973	141,283
13	94,603	56,767	156,010
14	99,358	65,493	157,847
15	102,713	77,186	172,954
16	133,409	82,252	226,193
17	147,294	118,173	237,522
18	161,955	121,060	260,079
19	172,140	151,712	276,473
20	185,981	161,265	302,730
21	196,087	168,078	311,267
22	216,756	175,169	323,789
23	237,217	187,485	330,960
24	246,177	196,314	379,177
25	259,761	207,363	394,859
26	264,265	215,463	407,365
27	269,054	223,246	409,118
28	273,000	230,252	421,858
29	279,925	233,354	425,031
30	293,378	263,721	440,001
31	304,374	271,808	441,602
32	311,852	286,309	460,636
33	331,639	290,123	516,374
34	335,014	316,104	525,612
35	341,998	325,530	535,034
36	344,683	331,948	592,516
37	357,384	359,033	595,175
38	371,218	359,843	602,689
39	373,000	381,507	611,678
40	375,237	385,395	631,232
41	377,431	388,251	645,726
42	384,783	402,473	649,037
43	387,664	407,021	665,985
44	396,680	417,377	674,686
45	402,631	468,801	679,557
46	404,003	470,790	683,904
47	416,204	475,573	707,068
48	417,993	486,407	755,371
49	425,479	493,525	811,605
50	437,107	497,686	815,231
51	443,250	503,443	831,844
52	444,552	507,822	835,423
53	444,906	508,547	844,472



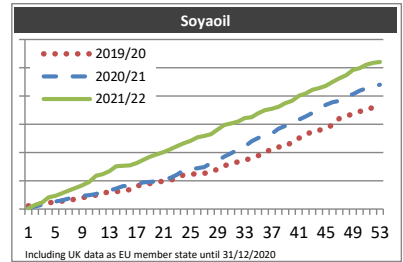
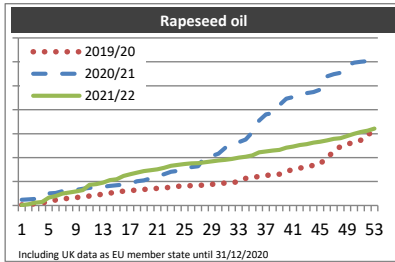
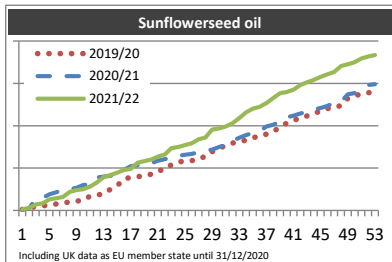
Week 1 to 53 from 01/07/2021 to 30/06/2022

(tonnes)

Sunflowerseed oil			
week	2019/20	2020/21	2021/22
1	4,565	3,133	4,828
2	12,462	9,354	11,421
3	17,698	54,568	28,155
4	21,780	58,982	33,476
5	25,141	75,673	52,293
6	30,603	85,981	57,149
7	35,024	96,855	63,650
8	39,646	101,177	87,981
9	43,865	105,964	96,215
10	47,828	120,146	100,555
11	68,332	123,143	112,506
12	72,847	155,393	131,387
13	77,040	159,527	157,349
14	100,151	164,321	166,842
15	116,943	169,348	177,985
16	149,168	192,150	190,396
17	155,604	208,683	196,451
18	159,701	213,655	225,153
19	163,266	217,251	232,847
20	170,807	222,158	239,672
21	187,583	235,101	254,468
22	191,731	242,320	263,443
23	216,379	247,606	294,411
24	228,136	257,711	299,855
25	233,230	262,877	308,722
26	235,213	266,620	317,004
27	248,006	274,808	336,019
28	252,093	282,585	344,046
29	277,435	287,327	381,650
30	288,881	299,660	387,457
31	309,394	309,962	396,264
32	318,102	328,706	411,814
33	324,052	342,692	435,712
34	331,391	355,601	463,397
35	342,528	365,740	480,403
36	353,117	374,383	488,941
37	359,526	396,222	507,086
38	371,088	405,219	530,465
39	395,077	421,078	553,843
40	412,111	439,937	559,500
41	426,930	447,357	570,196
42	433,772	457,649	592,717
43	446,487	464,943	605,485
44	455,510	477,078	616,327
45	471,501	484,348	631,086
46	481,064	493,328	642,989
47	486,542	507,942	653,753
48	495,387	514,605	682,680
49	530,204	548,616	690,673
50	543,039	554,036	699,979
51	547,601	571,365	717,982
52	556,047	592,337	727,281
53	558,002	596,003	733,949

Rapeseed oil			
week	2019/20	2020/21	2021/22
1	2,617	23,848	1,563
2	4,661	25,773	5,256
3	6,654	27,461	11,931
4	8,954	40,983	14,750
5	19,950	50,315	32,697
6	22,450	52,636	39,033
7	27,712	59,429	49,635
8	30,439	61,995	54,051
9	32,492	65,203	58,728
10	36,949	70,300	64,138
11	39,744	73,132	86,274
12	42,277	75,794	89,617
13	48,647	78,373	95,800
14	51,392	81,821	106,129
15	57,295	84,319	109,955
16	59,992	87,402	123,024
17	62,617	91,278	130,663
18	64,188	101,650	137,247
19	67,056	104,869	143,381
20	69,234	112,952	147,331
21	71,708	123,791	151,270
22	73,903	130,616	157,284
23	76,118	140,579	165,358
24	79,529	144,370	169,634
25	81,799	155,243	173,605
26	82,414	159,917	175,672
27	83,315	164,401	176,537
28	85,396	203,671	180,281
29	88,511	206,781	183,983
30	91,076	216,875	187,513
31	93,434	240,145	190,829
32	95,912	246,374	194,753
33	99,219	264,116	199,816
34	113,117	275,647	203,358
35	115,197	305,625	209,449
36	122,604	355,273	221,855
37	125,653	380,915	225,999
38	128,690	385,067	229,224
39	131,017	419,465	232,261
40	142,932	446,242	241,480
41	150,544	452,505	246,157
42	156,390	455,683	252,500
43	159,472	469,510	255,834
44	168,488	473,679	262,206
45	173,384	484,020	266,298
46	202,252	539,230	272,087
47	222,723	548,701	278,789
48	246,790	554,546	281,259
49	257,138	586,624	290,437
50	262,756	596,962	299,324
51	272,565	600,532	306,835
52	299,780	603,245	312,866
53	300,862	623,111	321,208

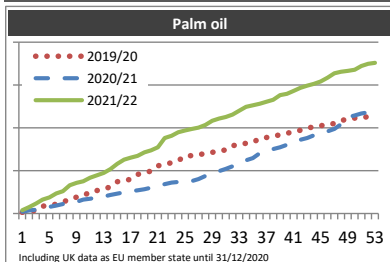
Soyaoil			
week	2019/20	2020/21	2021/22
1	22,738	8,643	4,854
2	27,528	18,441	29,073
3	37,418	30,147	44,355
4	45,530	32,525	82,145
5	47,786	52,210	94,083
6	56,394	62,820	111,884
7	57,767	74,155	131,758
8	73,484	83,069	149,253
9	79,579	93,380	167,823
10	91,604	98,324	192,156
11	98,274	106,757	235,068
12	113,663	125,782	246,467
13	120,128	130,706	268,458
14	123,610	145,865	302,860
15	128,784	161,628	306,384
16	136,630	163,581	309,521
17	166,218	173,561	324,181
18	168,249	188,130	348,986
19	180,718	191,406	370,328
20	192,062	196,821	388,174
21	195,968	211,640	403,298
22	203,127	220,282	422,746
23	223,399	243,321	445,436
24	242,253	276,748	465,639
25	245,062	282,048	482,131
26	250,895	288,856	508,229
27	253,141	296,630	517,119
28	260,871	324,895	530,314
29	283,251	341,719	562,820
30	307,348	372,534	595,185
31	318,349	395,987	606,772
32	333,793	421,913	619,034
33	345,748	442,131	643,300
34	360,168	480,064	649,833
35	377,319	503,301	678,692
36	395,238	520,466	700,671
37	429,161	532,811	709,826
38	438,658	568,071	723,674
39	441,439	589,213	750,633
40	474,439	610,559	765,797
41	501,566	632,998	801,621
42	521,928	654,555	817,527
43	551,764	679,485	843,877
44	557,689	705,607	856,609
45	571,870	737,049	872,595
46	594,561	755,907	900,412
47	641,003	765,685	925,614
48	657,819	799,972	947,592
49	673,557	813,270	984,955
50	690,878	837,554	997,362
51	699,719	854,914	1,021,458
52	720,461	869,129	1,033,980
53	726,904	880,008	1,040,811



Week 1 to 53 from 01/07/2021 to 30/06/2022

(tonnes)

Palm oil			
week	2019/20	2020/21	2021/22
1	1,315	367	3,816
2	2,649	2,017	7,478
3	3,629	3,467	11,529
4	8,590	4,394	16,165
5	9,748	6,343	18,897
6	10,901	7,810	23,462
7	12,853	9,270	25,890
8	17,435	11,090	32,864
9	19,077	12,200	35,849
10	20,335	13,685	37,612
11	25,461	16,112	41,667
12	26,663	17,285	44,632
13	28,319	18,498	47,463
14	31,159	19,767	51,913
15	37,119	21,756	57,919
16	38,488	23,092	62,982
17	40,047	24,771	65,121
18	45,620	25,960	67,350
19	47,703	27,154	71,503
20	49,603	28,354	73,707
21	55,587	30,194	77,354
22	57,471	32,240	88,229
23	59,169	34,272	90,847
24	61,561	36,012	94,795
25	67,142	36,779	97,017
26	67,506	37,501	98,734
27	68,556	37,903	100,164
28	69,988	40,326	103,282
29	71,277	43,783	108,171
30	72,928	47,471	110,827
31	74,131	49,474	112,721
32	79,213	51,994	115,452
33	80,710	55,073	120,119
34	81,842	59,211	124,375
35	82,913	62,234	126,308
36	87,587	64,671	128,000
37	88,622	70,427	130,533
38	90,383	72,873	132,764
39	91,735	75,289	138,209
40	93,440	77,367	139,737
41	95,712	80,266	143,174
42	97,216	82,097	146,794
43	99,388	86,025	149,279
44	101,299	88,248	151,246
45	102,360	91,204	154,068
46	104,383	93,243	158,530
47	105,003	96,000	163,674
48	108,260	98,743	165,445
49	110,703	104,027	166,580
50	111,224	112,437	167,888
51	112,056	114,335	172,127
52	113,002	116,738	174,718
53	113,107	118,080	175,900



Calendar of Marketing Year weeks

Week	2019/20		2020/21		2021/22	
	Start	End	Start	End	Start	End
1	01/07/2019	07/07/2019	01/07/2020	05/07/2020	01/07/2021	04/07/2021
2	08/07/2019	14/07/2019	06/07/2020	12/07/2020	05/07/2021	11/07/2021
3	15/07/2019	21/07/2019	13/07/2020	19/07/2020	12/07/2021	18/07/2021
4	22/07/2019	28/07/2019	20/07/2020	26/07/2020	19/07/2021	25/07/2021
5	29/07/2019	04/08/2019	27/07/2020	02/08/2020	26/07/2021	01/08/2021
6	05/08/2019	11/08/2019	03/08/2020	09/08/2020	02/08/2021	08/08/2021
7	12/08/2019	18/08/2019	10/08/2020	16/08/2020	09/08/2021	15/08/2021
8	19/08/2019	25/08/2019	17/08/2020	23/08/2020	16/08/2021	22/08/2021
9	26/08/2019	01/09/2019	24/08/2020	30/08/2020	23/08/2021	29/08/2021
10	02/09/2019	08/09/2019	31/08/2020	06/09/2020	30/08/2021	05/09/2021
11	09/09/2019	15/09/2019	07/09/2020	13/09/2020	06/09/2021	12/09/2021
12	16/09/2019	22/09/2019	14/09/2020	20/09/2020	13/09/2021	19/09/2021
13	23/09/2019	29/09/2019	21/09/2020	27/09/2020	20/09/2021	26/09/2021
14	30/09/2019	06/10/2019	28/09/2020	04/10/2020	27/09/2021	03/10/2021
15	07/10/2019	13/10/2019	05/10/2020	11/10/2020	04/10/2021	10/10/2021
16	14/10/2019	20/10/2019	12/10/2020	18/10/2020	11/10/2021	17/10/2021
17	21/10/2019	27/10/2019	19/10/2020	25/10/2020	18/10/2021	24/10/2021
18	28/10/2019	03/11/2019	26/10/2020	01/11/2020	25/10/2021	31/10/2021
19	04/11/2019	10/11/2019	02/11/2020	08/11/2020	01/11/2021	07/11/2021
20	11/11/2019	17/11/2019	09/11/2020	15/11/2020	08/11/2021	14/11/2021
21	18/11/2019	24/11/2019	16/11/2020	22/11/2020	15/11/2021	21/11/2021
22	25/11/2019	01/12/2019	23/11/2020	29/11/2020	22/11/2021	28/11/2021
23	02/12/2019	08/12/2019	30/11/2020	06/12/2020	29/11/2021	05/12/2021
24	09/12/2019	15/12/2019	07/12/2020	13/12/2020	06/12/2021	12/12/2021
25	16/12/2019	22/12/2019	14/12/2020	20/12/2020	13/12/2021	19/12/2021
26	23/12/2019	29/12/2019	21/12/2020	27/12/2020	20/12/2021	26/12/2021
27	30/12/2019	05/01/2020	28/12/2020	03/01/2021	27/12/2021	02/01/2022
28	06/01/2020	12/01/2020	04/01/2021	10/01/2021	03/01/2022	09/01/2022
29	13/01/2020	19/01/2020	11/01/2021	17/01/2021	10/01/2022	16/01/2022
30	20/01/2020	26/01/2020	18/01/2021	24/01/2021	17/01/2022	23/01/2022
31	27/01/2020	02/02/2020	25/01/2021	31/01/2021	24/01/2022	30/01/2022
32	03/02/2020	09/02/2020	01/02/2021	07/02/2021	31/01/2022	06/02/2022
33	10/02/2020	16/02/2020	08/02/2021	14/02/2021	07/02/2022	13/02/2022
34	17/02/2020	23/02/2020	15/02/2021	21/02/2021	14/02/2022	20/02/2022
35	24/02/2020	01/03/2020	22/02/2021	28/02/2021	21/02/2022	27/02/2022
36	02/03/2020	08/03/2020	01/03/2021	07/03/2021	28/02/2022	06/03/2022
37	09/03/2020	15/03/2020	08/03/2021	14/03/2021	07/03/2022	13/03/2022
38	16/03/2020	22/03/2020	15/03/2021	21/03/2021	14/03/2022	20/03/2022
39	23/03/2020	29/03/2020	22/03/2021	28/03/2021	21/03/2022	27/03/2022
40	30/03/2020	05/04/2020	29/03/2021	04/04/2021	28/03/2022	03/04/2022
41	06/04/2020	12/04/2020	05/04/2021	11/04/2021	04/04/2022	10/04/2022
42	13/04/2020	19/04/2020	12/04/2021	18/04/2021	11/04/2022	17/04/2022
43	20/04/2020	26/04/2020	19/04/2021	25/04/2021	18/04/2022	24/04/2022
44	27/04/2020	03/05/2020	26/04/2021	02/05/2021	25/04/2022	01/05/2022
45	04/05/2020	10/05/2020	03/05/2021	09/05/2021	02/05/2022	08/05/2022
46	11/05/2020	17/05/2020	10/05/2021	16/05/2021	09/05/2022	15/05/2022
47	18/05/2020	24/05/2020	17/05/2021	23/05/2021	16/05/2022	22/05/2022
48	25/05/2020	31/05/2020	24/05/2021	30/05/2021	23/05/2022	29/05/2022
49	01/06/2020	07/06/2020	31/05/2021	06/06/2021	30/05/2022	05/06/2022
50	08/06/2020	14/06/2020	07/06/2021	13/06/2021	06/06/2022	12/06/2022
51	15/06/2020	21/06/2020	14/06/2021	20/06/2021	13/06/2022	19/06/2022
52	22/06/2020	28/06/2020	21/06/2021	27/06/2021	20/06/2022	26/06/2022
53	29/06/2020	30/06/2020	28/06/2021	30/06/2021	27/06/2022	30/06/2022