

Due to unsolved technical issues, this report presents data until 10/07/2022 only. If possible, another report will be published on 22/07/2022 at 5pm with data until 17/07/2022. Please note also that data for Belgium, France and Italy might not be complete until 10/07/2022

### Trade monitoring through customs surveillance data

The TAXUD surveillance system ("customs surveillance") records and centralizes all trade data (import and exports) directly from the national customs authorities on a daily basis. For each transaction, the stored data contain the information available on the Single Administrative Document (SAD), including the volume and origin of the consignment.

As surveillance system does not include intra-trade data, the UK data as EU partner can't be displayed before 1/1/2021. The data as of 1/1/2021 is therefore not comparable with the data until 31/12/2020.

According to Art.55(2) of Commission Implementing Regulation (EU) 2015/2447, the customs authorities shall provide the Commission at least once a week with data on customs declarations for the goods that have been made subject to surveillance at release for free circulation or at export.

The "customs surveillance" data provide actual and prompt information about the trade (import/export) transaction in terms of volume and origin or destination. The European Commission aims to improve data quality and provide as recent and accurate information as possible. However, Surveillance data are created on the basis of declarations that may be modified, corrected or deleted. Additionally, the legal basis (Regulation (EU) 2015/2447) allows that on specific occasions declaration data may be forwarded with a delay. Therefore, it cannot be guaranteed that information provided is free of errors or that it will not be amended. The European Commission accepts no responsibility with regard to such problems incurred as a result of using these data.

\* The United Kingdom is no longer a Member State of the European Union, however until the end of the transition period it was still a part of the EU Customs Union. Due to the absence of intra-trade data in the surveillance system, the totals of the EU trade data therefore also include the UK data until 31/12/2020. The data as of 1/1/2021 is therefore not comparable with the data until 31/12/2020.

*Note: Since 6th November 2016 the export and import licenses are no longer required for the major part of the trade in cereals in application of Regulations (EU) 2016/1237 and 2016/1239 of 18 May 2016.*

### Publication of data

This report is published on a weekly basis. In case of a technical issue or another constraint causing delay of the publication, please note that the next upload will be done in the coming days at 12h or 16h.

The data are expressed in quantity of the product itself, unless otherwise stated  
Below the specifications of the products included in the report

Product	CN code	Conversion factor grain equivalent
Common wheat	1001 99 00	
Common wheat flour (grain equiv.)	1101 00 15	1.37
Durum wheat	1001 19 00	
Durum wheat meal (grain equiv.)	1103 11 10	1.5
Barley	1003 90 00	
Malt (Barley equiv.)	1107 10 91, 1107 10 99	1.27
Maize	1005 90 00	
Rye	1002 90 00	
Oats	1004 90 00	
Sorghum	1007 90 00	
Residues of starch manufacture	2303 10 19	
Maize gluten feed	2309 90 20	
Brewing and distilling dregs and waste	2303 30 00	
Citrus pulp residues	2308 00 40 TARIC_ex 10	

- XI refers to Northern Ireland
- data on malt expressed in barley equivalent are included;
- data on wheat flour and durum wheat meal are expressed only in grain equivalent
- the weekly reference period is from Monday to Sunday



## Exports and imports

Situation at 20/07/2022

## Cumul of weeks 1 to 2

<i>Customs Surveillance</i> (tonnes)	EU*		EU*		EU*	
	01/07/2022 - 10/07/2022		01/07/2021 - 11/07/2021		01/07/2020 - 12/07/2020	
	Export	Import	Export	Import	Export	Import
Common wheat	363 944	65 156	293 597	65 676	485 459	43 513
Common wheat flour (grain equivalent)	11 291	4 922	12 556	8 187	12 096	774
Durum wheat	12 041	269	4 006	62 555	1 753	70 589
Durum wheat meal (grain equivalent)	4 002	8	7 063	89	7 082	108
<b>Total Wheat</b>	<b>391 278</b>	<b>70 356</b>	<b>317 221</b>	<b>136 507</b>	<b>506 390</b>	<b>114 983</b>
Barley	195 687	16 099	378 443	8 127	470 728	1 736
Malt (grain equivalent)	52 916	535	60 527	993	58 894	135
Maize	35 426	348 170	40 676	320 217	27 536	419 378
Rye	77	66	41	11 290	546	0
Oats	1 047	6 821	19 062	331	5 175	88
Sorghum	80	5 322	85	218	99	2 727
<b>Total Coarse grains</b>	<b>285 232</b>	<b>377 013</b>	<b>498 834</b>	<b>341 176</b>	<b>562 978</b>	<b>424 063</b>
<b>General Total</b>	<b>676 509</b>	<b>447 369</b>	<b>816 055</b>	<b>477 683</b>	<b>1 069 368</b>	<b>539 046</b>

\* The United Kingdom is no longer a Member State of the European Union, however until the end of the transition period it was still a part of the EU Customs Union. Due to the absence of intra-trade data in the surveillance system, the totals of the EU trade data therefore also include the UK data until 31/12/2020. The data as of 1/1/2021 is therefore not comparable with the data until 31/12/2020.

Week 1 to 2 from 01/07/2022 to 10/07/2022

Summary

Import (tonnes)	Common wheat	Common wheat flour (grain equivalent)	Durum wheat	Durum wheat meal (grain equivalent)	Barley	Malt (grain equivalent)	Maize	Rye	Oats	Sorghum
BE		5	192		3 268	24	55		3 819	44
BG		3			132		767			88
CZ							26			
DK						8	119			
DE	409	197	2	3		28	5 507			
EE						76	22			
IE	1 552	3 886			5 382	53	21 493			
EL	10 347		51		1 992	134	5 099			44
ES	4 401	27				28	74 982			4 899
FR		208				116	534		2	
HR		94					4 701			
IT	4 000									
CY		1								
LV							311			
LT	7 339		25		3 019		8 187			
LU										
HU	1 047	5					33 656			
MT		2								
NL	7 830	113		6	4	49	29 365	66	3 000	44
AT		3					3 808			
PL	6 881	30				6	83 455			202
PT	4 517						22 256			
RO	3 065	278			1 999		28 270			
SI	7 957				73		15 985			
SK	1 069				229		9 536			
FI										
SE		2				13	17			
XI	4 741	66					19			
<b>EU*</b>	<b>65 156</b>	<b>4 922</b>	<b>269</b>	<b>8</b>	<b>16 099</b>	<b>535</b>	<b>348 170</b>	<b>66</b>	<b>6 821</b>	<b>5 322</b>

\* The United Kingdom is no longer a Member State of the European Union, however until the end of the transition period it was still a part of the EU Customs Union. Due to the absence of intra-trade data in the surveillance system, the totals of the EU trade data therefore also include the UK data until 31/12/2020. The data as of 1/1/2021 is therefore not comparable with the data until 31/12/2020.

Top 5 import origins\* - (update of 11 Jul 2022)

Common wheat				
Origin	MY 2022/23		MY 2021/22	
	tonnes	share	tonnes	share
United Kingdom	22 950	35.2%	197	0.3%
Kazakhstan	14 243	21.9%	5 500	8.4%
Ukraine	10 055	15.4%	32 000	48.7%
Serbia	7 957	12.2%	5 389	8.2%
Russia	7 339	11.3%	22 344	34.0%

Common wheat flour (grain equivalent)				
Origin	MY 2022/23		MY 2021/22	
	tonnes	share	tonnes	share
United Kingdom	4 085	83.0%	7 259	88.7%
India	256	5.2%	134	1.6%
Moldova	211	4.3%	-----	-----
Mauritius	128	2.6%	395	4.8%
Ukraine	89	1.8%	0	0.0%

Durum wheat				
Origin	MY 2022/23		MY 2021/22	
	tonnes	share	tonnes	share
Canada	192	71.1%	27 492	43.9%
North Macedonia	51	18.9%	-----	-----
Ukraine	25	9.3%	-----	-----
Turkey	2	0.7%	-----	-----

Durum wheat meal (grain equivalent)				
Origin	MY 2022/23		MY 2021/22	
	tonnes	share	tonnes	share

Barley				
Origin	MY 2022/23		MY 2021/22	
	tonnes	share	tonnes	share
United Kingdom	11 669	72.5%	7 580	93.3%
North Macedonia	1 992	12.4%	541	6.7%
Moldova	1 316	8.2%	-----	-----

Malt (grain equivalent)				
Origin	MY 2022/23		MY 2021/22	
	tonnes	share	tonnes	share
United Kingdom	401	75.0%	633	63.7%
Serbia	134	25.0%	258	25.9%
Korea (Republic of)	0	0.0%	-----	-----

Maize				
Origin	MY 2022/23		MY 2021/22	
	tonnes	share	tonnes	share
Ukraine	248 082	71.3%	171 471	53.5%
Canada	43 519	12.5%	74 374	23.2%
Brazil	26 038	7.5%	30 000	9.4%
Serbia	16 622	4.8%	26 371	8.2%
Moldova	12 398	3.6%	1 953	0.6%

Rye				
Origin	MY 2022/23		MY 2021/22	
	tonnes	share	tonnes	share
Moldova	66	100.0%	-----	-----

Oats				
Origin	MY 2022/23		MY 2021/22	
	tonnes	share	tonnes	share
United Kingdom	6 821	100.0%	330	99.7%
United States of America	0.2	0.0%	-----	-----

Sorghum				
Origin	MY 2022/23		MY 2021/22	
	tonnes	share	tonnes	share
Ukraine	5 146	96.7%	176	80.7%
Moldova	132	2.5%	-----	-----
India	44	0.8%	18	8.1%

\* The United Kingdom is no longer a Member State of the European Union, however until the end of the transition period it was still a part of the EU Customs Union. Due to the absence of intra-trade data in the surveillance system, the totals of the EU trade data therefore also include the UK data until 31/12/2020. The data as of 1/1/2021 is therefore not comparable with the data until 31/12/2020.

Week 1 to 2 from 01/07/2022 to 10/07/2022

Summary

Export (tonnes)	Common wheat	Common wheat flour (grain equivalent)	Durum wheat	Durum wheat meal (grain equivalent)	Barley	Malt (grain equivalent)	Maize	Rye	Oats	Sorghum
BE		112		1		26 390			1	
BG	55 973	4								
CZ		2				299			50	
DK		29	1 750			1 655				
DE	46 593	366		43	4 961	7 199	1 058		257	
EE										
IE						2				
EL		321		31		39	66			
ES		165	10 000	938			961		22	
FR	1 441	1 940	25	2 207	551	8 150	9 405		188	57
HR	3 812	250	241		1 120	816	65		254	
IT	78	2 605	24	527			56			
CY										
LV		443								
LT	48 800	57				56				
LU										
HU	383	31		74			22	25		
MT										
NL		3 397		3		5 213	4			
AT	102	173		175	26	448	123	51	26	
PL	106 950	731		1		1 472	3 300			23
PT		311				216	8			
RO	97 186	69		2	189 029	27	20 357			
SI		226								
SK	1 335	19				28				
FI		36				875				
SE	1 291	1				32			248	
XI										
<b>EU*</b>	<b>363 944</b>	<b>11 291</b>	<b>12 041</b>	<b>4 002</b>	<b>195 687</b>	<b>52 916</b>	<b>35 426</b>	<b>77</b>	<b>1 047</b>	<b>80</b>

\* The United Kingdom is no longer a Member State of the European Union, however until the end of the transition period it was still a part of the EU Customs Union. Due to the absence of intra-trade data in the surveillance system, the totals of the EU trade data therefore also include the UK data until 31/12/2020. The data as of 1/1/2021 is therefore not comparable with the data until 31/12/2020.

Top 5 export destinations\* - (update of 11 Jul 2022)

Common wheat				
Destination	MY 2022/23		MY 2021/22	
	tonnes	share	tonnes	share
Morocco	76 281	21.0%	-----	-----
Saudi Arabia	58 050	16.0%	-----	-----
Tunisia	54 848	15.1%	-----	-----
South Africa	48 800	13.4%	-----	-----
Nigeria	32 400	8.9%	-----	-----

Common wheat flour (grain equivalent)				
Destination	MY 2022/23		MY 2021/22	
	tonnes	share	tonnes	share
United Kingdom	2 343	20.8%	2 734	21.8%
Guinea-Bissau	1 695	15.0%	-----	-----
Cameroon	959	8.5%	-----	-----
French Polynesia	851	7.5%	-----	-----
United States of America	695	6.2%	1 042	8.3%

Durum wheat				
Destination	MY 2022/23		MY 2021/22	
	tonnes	share	tonnes	share
Libya	10 000	83.1%	-----	-----
Iceland	1 750	14.5%	955	23.8%
Bosnia and Herzegovina	241	2.0%	-----	-----
Switzerland	25	0.2%	-----	-----

Durum wheat meal (grain equivalent)				
Destination	MY 2022/23		MY 2021/22	
	tonnes	share	tonnes	share
Ivory Coast	1 656	41.4%	3 276	46.4%
Mali	938	23.4%	-----	-----
United Kingdom	540	13.5%	574	8.1%
Switzerland	222	5.5%	108	1.5%
Namibia	114	2.8%	-----	-----

Barley				
Destination	MY 2022/23		MY 2021/22	
	tonnes	share	tonnes	share
Saudi Arabia	130 292	66.6%	31 500	8.3%
Jordan	57 000	29.1%	108 185	28.6%
Norway	4 701	2.4%	100	0.0%
Lebanon	1 737	0.9%	17 600	4.7%
Serbia	1 105	0.6%	97	0.0%

Malt (grain equivalent)				
Destination	MY 2022/23		MY 2021/22	
	tonnes	share	tonnes	share
Guatemala	11 430	21.6%	-----	-----
Nigeria	5 728	10.8%	4 363	7.2%
Turkey	5 080	9.6%	-----	-----
Vietnam	3 881	7.3%	2 015	3.3%
Japan	3 219	6.1%	3 688	6.1%

Maize				
Destination	MY 2022/23		MY 2021/22	
	tonnes	share	tonnes	share
Libya	12 516	35.3%	-----	-----
Switzerland	7 873	22.2%	6 643	16.3%
Syrian Arab Republic	5 847	16.5%	5 440	13.4%
United Kingdom	4 739	13.4%	14 323	35.2%
Norway	3 300	9.3%	247	0.6%

Rye				
Destination	MY 2022/23		MY 2021/22	
	tonnes	share	tonnes	share
Switzerland	51	66.0%	0	0.1%
Bosnia and Herzegovina	25	33.0%	-----	-----
United Kingdom	1	0.9%	1	1.9%

Oats				
Destination	MY 2022/23		MY 2021/22	
	tonnes	share	tonnes	share
Switzerland	522	49.8%	640	3.4%
Bosnia and Herzegovina	254	24.3%	75	0.4%
Norway	248	23.7%	1 781	9.3%
Morocco	22	2.1%	26	0.1%

Sorghum				
Destination	MY 2022/23		MY 2021/22	
	tonnes	share	tonnes	share
United Kingdom	79.6	99.9%	85	100.0%
Switzerland	0	0.1%	-----	-----

\* The United Kingdom is no longer a Member State of the European Union, however until the end of the transition period it was still a part of the EU Customs Union. Due to the absence of intra-trade data in the surveillance system, the totals of the EU trade data therefore also include the UK data until 31/12/2020. The data as of 1/1/2021 is therefore not comparable with the data until 31/12/2020.

Week 1 to 2 from 01/07/2022 to 10/07/2022

Résumé / Summary

Import (tonnes)	Residues of starch manufacture CN 2303 10 19	Maize gluten feed CN 2309 90 20	Brewing and distilling dregs and waste CN 23033000	Citrus pulp residues CN 2308 00 40 TARIC_ext 10	Total
BE					
BG			248		248
CZ					
DK				377	377
DE			303	455	758
EE					
IE			1 520		1 520
EL					
ES					
FR					
HR					
IT					
CY					
LV			147		147
LT					
LU					
HU					
MT					
NL				39	39
AT					
PL			277		277
PT					
RO			44		44
SI					
SK					
FI					
SE					
XI		1			1
<b>EU*</b>		<b>1</b>	<b>2 540</b>	<b>870</b>	<b>3 412</b>

\* The United Kingdom is no longer a Member State of the European Union, however until the end of the transition period it was still a part of the EU Customs Union. Due to the absence of intra-trade data in the surveillance system, the totals of the EU trade data therefore also include the UK data until 31/12/2020. The data as of 1/1/2021 is therefore not comparable with the data until 31/12/2020.



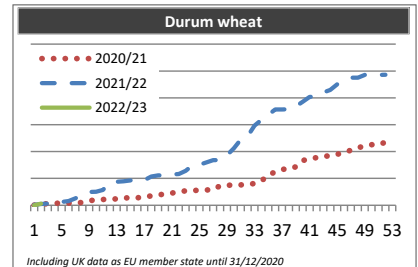
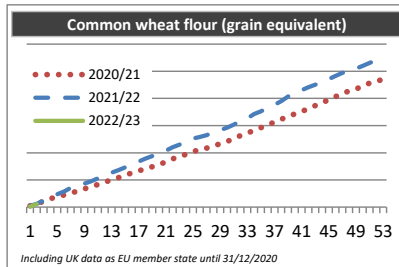
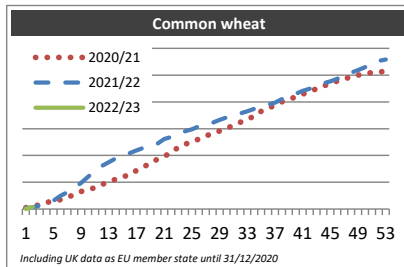
Week 1 to 2 from 01/07/2022 to 10/07/2022

(tonnes)

Common wheat			
week	2020/21	2021/22	2022/23
1	246 599	186 893	57 244
2	485 459	293 597	363 944
3	794 098	644 108	
4	1 244 971	1 030 262	
5	1 476 162	1 574 967	
6	1 737 110	2 451 486	
7	2 220 555	3 142 380	
8	2 668 965	4 007 879	
9	3 281 372	4 882 028	
10	3 604 723	6 016 219	
11	3 999 858	7 144 838	
12	4 580 374	8 072 300	
13	5 085 591	8 747 889	
14	5 555 802	9 484 641	
15	6 016 442	10 020 864	
16	6 379 393	10 460 200	
17	7 233 325	10 956 907	
18	7 874 470	11 435 337	
19	8 474 698	11 917 104	
20	9 293 610	12 191 602	
21	9 879 064	13 089 350	
22	10 453 386	13 452 870	
23	11 536 206	14 002 693	
24	12 058 201	14 512 748	
25	12 689 363	14 879 830	
26	13 013 856	15 448 145	
27	13 633 116	15 788 717	
28	14 183 211	16 134 185	
29	14 557 165	16 627 852	
30	15 036 443	17 100 645	
31	15 655 358	17 425 578	
32	16 221 398	17 848 445	
33	16 866 377	18 254 408	
34	17 254 942	18 706 373	
35	18 241 972	19 098 445	
36	18 858 874	19 518 340	
37	19 368 901	19 841 860	
38	20 036 017	20 523 289	
39	20 476 366	20 891 647	
40	20 934 782	21 520 383	
41	21 423 073	22 080 027	
42	22 079 750	22 466 309	
43	22 414 119	22 811 899	
44	22 962 670	23 460 552	
45	23 465 926	23 867 578	
46	23 873 855	24 327 292	
47	24 227 914	24 857 460	
48	24 721 249	25 483 092	
49	25 005 174	25 934 885	
50	25 271 933	26 472 937	
51	25 481 577	27 254 136	
52	25 603 563	27 658 514	
53	25 708 428	27 911 589	

Common wheat flour (grain equivalent)			
week	2020/21	2021/22	2022/23
1	4 872	4 588	1 867
2	12 096	12 556	11 291
3	21 031	24 061	
4	31 584	36 615	
5	37 685	47 501	
6	44 672	57 323	
7	52 129	70 676	
8	58 243	76 656	
9	67 312	86 301	
10	74 928	95 227	
11	83 203	106 114	
12	90 836	116 510	
13	101 460	127 100	
14	108 296	135 767	
15	116 681	145 975	
16	125 741	156 177	
17	133 634	168 046	
18	140 808	179 007	
19	148 538	188 300	
20	155 791	197 493	
21	166 635	208 132	
22	177 928	220 238	
23	185 555	230 056	
24	194 517	242 309	
25	204 125	252 319	
26	211 728	258 566	
27	217 104	264 490	
28	224 267	274 942	
29	233 538	283 554	
30	241 525	292 221	
31	252 557	302 952	
32	263 119	316 582	
33	272 691	326 793	
34	282 062	342 321	
35	292 813	352 380	
36	303 199	365 169	
37	312 164	376 633	
38	323 757	390 093	
39	335 234	407 277	
40	342 726	419 873	
41	351 954	430 327	
42	363 026	441 239	
43	373 698	450 859	
44	385 118	460 278	
45	394 907	471 542	
46	407 140	483 134	
47	417 155	494 198	
48	428 146	502 589	
49	434 868	510 374	
50	445 602	519 924	
51	456 092	531 313	
52	463 096	539 765	
53	470 623	547 450	

Durum wheat			
week	2020/21	2021/22	2022/23
1	1 327	3 677	24
2	1 753	4 006	12 041
3	14 516	10 012	
4	14 883	13 187	
5	15 291	13 187	
6	15 673	24 365	
7	16 048	30 801	
8	21 301	51 318	
9	32 788	76 734	
10	42 218	99 082	
11	42 946	100 173	
12	43 032	113 506	
13	48 931	170 640	
14	54 892	175 805	
15	54 941	178 714	
16	55 143	185 778	
17	67 680	186 169	
18	68 120	186 737	
19	76 215	214 747	
20	83 031	222 996	
21	91 284	223 140	
22	101 323	228 788	
23	106 972	233 098	
24	110 034	256 396	
25	110 034	297 030	
26	114 647	302 863	
27	114 769	318 971	
28	145 567	336 297	
29	148 750	336 415	
30	150 958	372 484	
31	151 151	423 866	
32	155 721	487 889	
33	161 252	515 578	
34	180 964	592 706	
35	225 453	635 188	
36	248 771	674 543	
37	268 113	713 287	
38	269 068	713 390	
39	287 287	714 818	
40	332 762	736 644	
41	347 133	771 471	
42	354 084	806 413	
43	365 814	811 423	
44	365 874	840 807	
45	380 175	859 429	
46	391 301	901 834	
47	410 459	922 215	
48	431 130	949 543	
49	437 853	950 120	
50	450 741	970 357	
51	450 742	970 485	
52	469 710	970 490	
53	476 384	971 822	



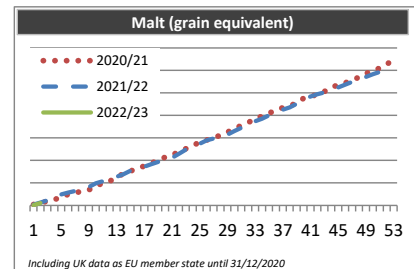
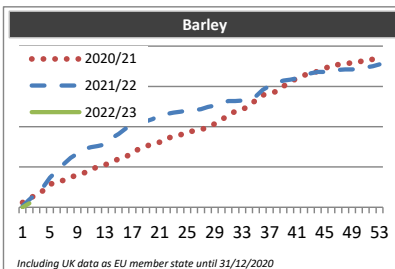
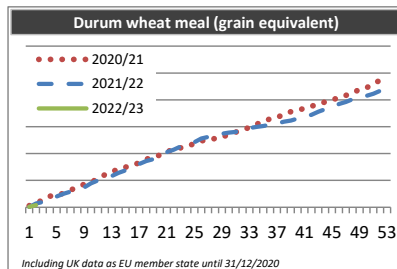
Week 1 to 2 from 01/07/2022 to 10/07/2022

(tonnes)

Durum wheat meal (grain equivalent)			
week	2020/21	2021/22	2022/23
1	2 938	461	781
2	7 082	7 063	4 002
3	14 007	9 905	
4	20 504	15 620	
5	23 477	20 156	
6	25 648	25 004	
7	31 867	28 896	
8	37 029	33 299	
9	42 831	36 956	
10	47 380	44 658	
11	52 790	50 074	
12	60 848	54 121	
13	66 101	58 035	
14	71 054	64 159	
15	74 770	68 822	
16	79 372	74 344	
17	82 359	80 597	
18	89 403	86 072	
19	93 473	89 387	
20	96 907	95 857	
21	103 638	102 559	
22	107 822	107 223	
23	110 517	112 978	
24	113 480	119 140	
25	118 564	121 264	
26	123 554	127 847	
27	124 918	130 945	
28	127 811	134 136	
29	130 209	136 823	
30	136 109	139 181	
31	139 953	140 115	
32	143 929	143 788	
33	148 618	147 307	
34	154 817	149 613	
35	158 990	151 369	
36	164 925	153 866	
37	167 072	155 952	
38	173 200	159 144	
39	177 788	161 384	
40	180 599	165 368	
41	184 399	169 631	
42	188 187	172 116	
43	191 722	177 902	
44	195 957	182 735	
45	200 001	186 055	
46	204 174	192 306	
47	208 210	196 294	
48	212 073	201 191	
49	219 620	204 256	
50	222 346	207 490	
51	230 259	211 445	
52	236 313	216 693	
53	239 767	219 312	

Barley			
week	2020/21	2021/22	2022/23
1	233 928	52 116	52
2	470 728	378 443	195 687
3	586 712	674 740	
4	831 663	1 003 064	
5	1 130 666	1 468 128	
6	1 268 298	1 799 563	
7	1 333 141	2 134 161	
8	1 491 038	2 450 148	
9	1 600 529	2 672 764	
10	1 714 095	2 895 551	
11	1 894 614	2 987 883	
12	2 005 566	3 041 178	
13	2 109 536	3 121 915	
14	2 254 085	3 439 651	
15	2 400 370	3 639 234	
16	2 480 031	3 892 552	
17	2 741 126	4 006 223	
18	2 889 268	4 095 407	
19	3 024 509	4 269 083	
20	3 155 273	4 380 527	
21	3 236 213	4 601 013	
22	3 430 877	4 627 991	
23	3 490 960	4 703 541	
24	3 588 482	4 739 226	
25	3 750 589	4 798 748	
26	3 779 901	4 822 175	
27	3 864 674	4 870 106	
28	3 955 768	4 982 262	
29	4 150 549	5 048 076	
30	4 332 732	5 168 698	
31	4 581 890	5 276 659	
32	4 750 974	5 277 820	
33	4 845 957	5 299 525	
34	5 037 466	5 367 845	
35	5 315 867	5 513 914	
36	5 567 480	5 832 039	
37	5 666 768	6 026 170	
38	5 743 185	6 178 074	
39	6 005 287	6 293 397	
40	6 223 987	6 331 482	
41	6 397 931	6 404 600	
42	6 557 194	6 587 913	
43	6 623 449	6 648 500	
44	6 747 328	6 715 259	
45	6 866 940	6 717 987	
46	7 070 210	6 726 171	
47	7 074 797	6 817 139	
48	7 115 845	6 843 436	
49	7 184 310	6 847 244	
50	7 207 873	6 875 848	
51	7 336 344	6 940 342	
52	7 343 749	6 997 230	
53	7 415 391	7 094 356	

Malt (grain equivalent)			
week	2020/21	2021/22	2022/23
1	21 010	18 911	7 500
2	58 894	60 527	52 916
3	94 296	111 493	
4	126 975	159 288	
5	186 630	246 526	
6	242 529	283 488	
7	278 817	321 286	
8	313 786	364 547	
9	347 706	409 919	
10	440 694	494 753	
11	485 085	536 781	
12	538 121	584 521	
13	624 123	640 771	
14	711 834	696 346	
15	765 864	768 611	
16	813 060	807 153	
17	873 584	862 840	
18	940 710	918 826	
19	990 736	964 591	
20	1 072 406	1 006 648	
21	1 122 017	1 057 526	
22	1 187 767	1 146 966	
23	1 260 286	1 242 053	
24	1 330 651	1 313 054	
25	1 404 059	1 371 484	
26	1 450 596	1 446 317	
27	1 517 160	1 489 290	
28	1 551 139	1 526 492	
29	1 630 061	1 572 457	
30	1 707 309	1 655 202	
31	1 775 279	1 724 040	
32	1 841 285	1 825 354	
33	1 925 866	1 873 467	
34	1 980 691	1 926 028	
35	2 051 192	2 000 062	
36	2 107 404	2 061 473	
37	2 172 154	2 127 924	
38	2 216 506	2 181 353	
39	2 277 435	2 260 266	
40	2 380 749	2 357 830	
41	2 419 090	2 424 048	
42	2 471 740	2 474 236	
43	2 530 939	2 513 083	
44	2 623 893	2 566 944	
45	2 681 109	2 621 656	
46	2 726 388	2 683 830	
47	2 782 168	2 746 912	
48	2 849 645	2 782 210	
49	2 929 880	2 854 349	
50	2 986 763	2 916 325	
51	3 050 655	2 964 615	
52	3 145 864	3 031 409	
53	3 222 998	3 077 203	



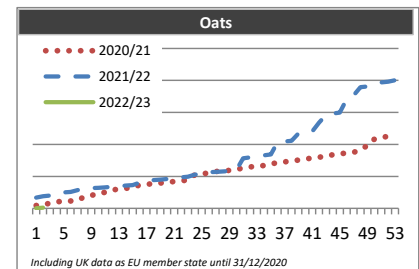
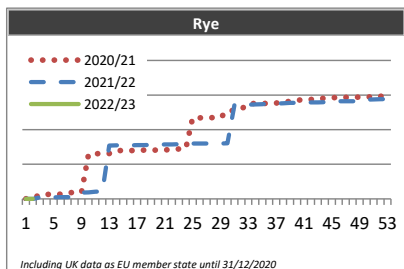
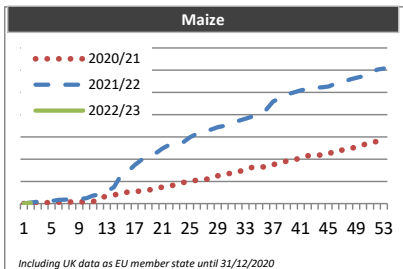
Week 1 to 2 from 01/07/2022 to 10/07/2022

(tonnes)

Maize			
week	2020/21	2021/22	2022/23
1	1 338	13 301	6 331
2	27 536	40 676	35 426
3	30 132	83 212	
4	37 912	95 311	
5	56 341	117 486	
6	60 801	164 685	
7	68 203	177 146	
8	71 563	194 822	
9	78 596	215 535	
10	82 465	240 486	
11	86 507	359 486	
12	267 949	414 810	
13	327 659	557 232	
14	398 603	741 444	
15	417 643	1 259 380	
16	524 491	1 443 941	
17	544 578	1 731 275	
18	567 124	1 961 379	
19	618 197	2 116 416	
20	633 825	2 256 391	
21	748 697	2 480 610	
22	785 454	2 637 948	
23	859 704	2 728 346	
24	939 660	2 756 488	
25	1 027 907	2 991 955	
26	1 044 197	3 139 294	
27	1 085 492	3 284 953	
28	1 116 562	3 324 472	
29	1 252 223	3 438 755	
30	1 336 780	3 502 007	
31	1 368 460	3 623 579	
32	1 426 397	3 721 588	
33	1 553 269	3 813 896	
34	1 626 269	3 917 670	
35	1 645 253	4 073 763	
36	1 653 268	4 229 134	
37	1 747 122	4 592 967	
38	1 838 302	4 744 111	
39	1 917 103	4 905 538	
40	1 948 645	5 006 222	
41	2 082 834	5 094 103	
42	2 149 467	5 151 047	
43	2 163 180	5 213 961	
44	2 186 361	5 228 440	
45	2 224 204	5 270 405	
46	2 392 953	5 391 878	
47	2 407 790	5 428 765	
48	2 443 208	5 573 246	
49	2 554 326	5 653 533	
50	2 637 143	5 728 326	
51	2 746 290	5 833 334	
52	2 796 674	6 020 074	
53	2 833 181	6 076 183	

Rye			
week	2020/21	2021/22	2022/23
1	202	0	1
2	546	41	77
3	6 199	2 248	
4	6 306	2 249	
5	6 813	2 327	
6	6 924	2 357	
7	9 063	2 443	
8	9 214	2 949	
9	9 286	9 195	
10	64 603	9 241	
11	65 212	10 498	
12	65 389	10 875	
13	65 440	77 097	
14	69 657	77 206	
15	69 657	77 488	
16	69 755	77 514	
17	69 806	77 588	
18	70 428	77 671	
19	70 497	77 956	
20	70 549	78 307	
21	70 952	78 542	
22	71 230	78 833	
23	72 191	79 098	
24	72 637	79 728	
25	117 104	79 981	
26	117 222	79 982	
27	117 222	79 982	
28	117 310	80 009	
29	117 407	80 034	
30	127 513	80 270	
31	127 613	135 916	
32	129 889	136 015	
33	137 620	136 196	
34	137 644	136 590	
35	137 907	136 810	
36	138 130	137 782	
37	138 528	137 910	
38	140 231	138 236	
39	140 859	138 661	
40	142 678	138 687	
41	142 915	139 056	
42	143 680	139 370	
43	144 013	139 435	
44	145 734	139 739	
45	146 197	140 683	
46	146 459	140 893	
47	146 513	140 920	
48	147 043	140 943	
49	147 102	140 969	
50	147 130	143 231	
51	147 340	143 678	
52	148 402	143 939	
53	148 432	144 174	

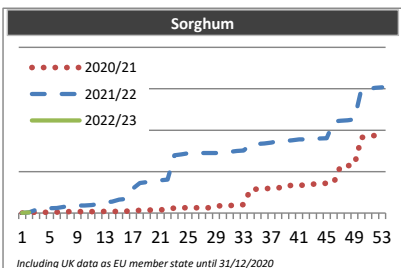
Oats			
week	2020/21	2021/22	2022/23
1	4 443	16 792	135
2	5 175	19 062	1 047
3	8 319	20 079	
4	10 274	20 925	
5	10 893	25 098	
6	11 455	25 559	
7	12 539	28 484	
8	18 233	31 038	
9	20 115	31 660	
10	24 001	32 217	
11	24 964	32 949	
12	28 370	33 724	
13	30 245	34 482	
14	31 204	35 796	
15	31 907	36 439	
16	36 852	40 412	
17	37 537	41 371	
18	38 723	44 116	
19	39 482	44 961	
20	40 443	46 036	
21	42 058	47 364	
22	43 067	48 323	
23	44 332	49 643	
24	52 574	52 737	
25	54 624	53 757	
26	54 945	56 747	
27	57 508	56 924	
28	57 886	57 495	
29	59 431	58 364	
30	60 536	59 861	
31	63 298	78 213	
32	64 623	79 675	
33	65 784	81 210	
34	66 881	82 902	
35	69 754	84 191	
36	71 088	103 747	
37	72 543	104 622	
38	74 516	105 679	
39	75 449	116 962	
40	77 289	118 392	
41	78 590	120 199	
42	79 937	134 168	
43	81 059	146 313	
44	83 901	148 383	
45	85 230	149 805	
46	86 351	171 032	
47	87 690	176 873	
48	91 792	189 555	
49	98 166	190 626	
50	108 227	192 646	
51	110 780	197 060	
52	112 677	198 018	
53	117 583	200 314	



Week 1 to 2 from 01/07/2022 to 10/07/2022

(tonnes)

Sorghum			
week	2020/21	2021/22	2022/23
1	0	0	28
2	99	85	80
3	99	392	
4	99	584	
5	100	587	
6	101	611	
7	177	743	
8	177	847	
9	177	902	
10	177	902	
11	177	960	
12	202	1 070	
13	204	1 292	
14	204	1 366	
15	204	1 610	
16	228	1 706	
17	258	2 961	
18	329	3 636	
19	331	3 736	
20	388	3 840	
21	388	3 948	
22	439	4 048	
23	613	6 985	
24	624	7 085	
25	624	7 214	
26	624	7 241	
27	624	7 241	
28	624	7 243	
29	851	7 243	
30	880	7 297	
31	903	7 395	
32	931	7 479	
33	1 014	7 546	
34	2 885	8 302	
35	2 886	8 349	
36	2 939	8 401	
37	2 997	8 507	
38	3 023	8 709	
39	3 314	8 710	
40	3 314	8 787	
41	3 340	8 893	
42	3 368	8 895	
43	3 500	8 895	
44	3 536	9 009	
45	3 597	9 038	
46	3 653	11 047	
47	5 678	11 144	
48	5 706	11 195	
49	5 811	11 306	
50	9 121	14 968	
51	9 306	14 968	
52	9 357	15 121	
53	9 405	15 172	



Including UK data as EU member state until 31/12/2020

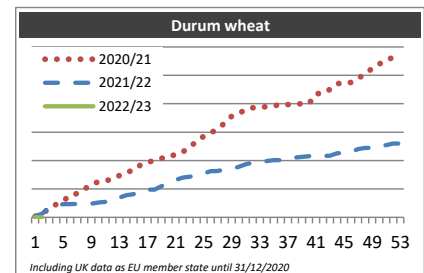
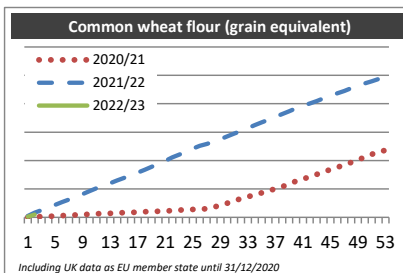
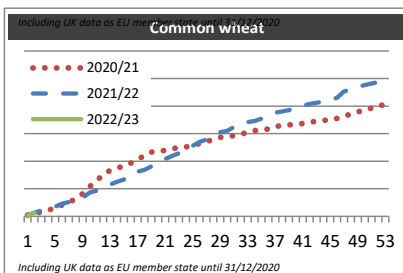
Week 1 to 2 from 01/07/2022 to 10/07/2022

(tonnes)

Common wheat			
week	2020/21	2021/22	2022/23
1	22 112	22 494	12 728
2	43 513	65 676	65 156
3	84 224	104 837	
4	107 290	115 410	
5	159 746	173 602	
6	205 634	228 060	
7	245 472	258 866	
8	325 735	283 528	
9	409 745	336 766	
10	538 173	431 999	
11	640 539	465 837	
12	761 367	526 878	
13	832 705	575 803	
14	874 935	625 728	
15	917 575	667 386	
16	966 134	701 978	
17	1 031 585	811 505	
18	1 105 281	845 853	
19	1 165 939	907 792	
20	1 178 751	984 448	
21	1 194 679	1 040 439	
22	1 224 891	1 094 406	
23	1 249 196	1 147 546	
24	1 260 610	1 233 286	
25	1 296 196	1 281 242	
26	1 316 419	1 351 291	
27	1 358 922	1 390 838	
28	1 390 289	1 448 689	
29	1 435 260	1 524 865	
30	1 450 834	1 550 467	
31	1 462 993	1 622 661	
32	1 488 855	1 676 649	
33	1 527 683	1 710 096	
34	1 555 281	1 731 365	
35	1 570 983	1 772 123	
36	1 584 448	1 831 143	
37	1 629 405	1 881 825	
38	1 645 696	1 903 509	
39	1 658 329	1 927 181	
40	1 668 276	1 981 877	
41	1 686 574	2 008 616	
42	1 701 928	2 042 041	
43	1 732 085	2 063 221	
44	1 740 834	2 085 472	
45	1 756 186	2 105 389	
46	1 775 782	2 152 856	
47	1 822 050	2 264 811	
48	1 850 746	2 306 347	
49	1 900 265	2 344 680	
50	1 919 609	2 382 690	
51	1 966 360	2 409 379	
52	2 010 502	2 436 503	
53	2 021 365	2 475 360	

Common wheat flour (grain equivalent)			
week	2020/21	2021/22	2022/23
1	364	2 370	1 136
2	774	8 187	4 922
3	1 454	12 781	
4	1 873	17 205	
5	2 273	21 901	
6	2 867	26 905	
7	3 822	31 573	
8	4 374	36 360	
9	4 859	41 185	
10	5 502	46 254	
11	6 304	51 211	
12	6 897	55 654	
13	7 204	60 065	
14	7 877	65 013	
15	8 129	69 511	
16	8 490	73 878	
17	9 073	78 864	
18	9 754	83 893	
19	10 352	89 085	
20	10 834	94 435	
21	11 233	99 694	
22	11 868	105 548	
23	12 579	110 647	
24	13 416	115 549	
25	14 037	121 229	
26	14 390	126 043	
27	15 170	129 084	
28	17 921	133 269	
29	21 196	137 782	
30	24 979	142 459	
31	29 103	147 352	
32	33 128	151 969	
33	36 202	157 229	
34	39 985	162 542	
35	43 173	167 267	
36	46 305	171 965	
37	50 580	177 024	
38	54 274	181 746	
39	58 496	186 851	
40	63 649	191 926	
41	67 441	196 426	
42	71 524	200 519	
43	75 808	204 775	
44	79 915	209 704	
45	84 101	213 891	
46	88 133	218 543	
47	92 270	222 705	
48	96 698	227 301	
49	101 184	231 240	
50	105 923	235 924	
51	110 744	239 763	
52	115 661	243 689	
53	117 908	246 570	

Durum wheat			
week	2020/21	2021/22	2022/23
1	15 910	24 903	128
2	70 589	62 555	269
3	148 727	178 630	
4	228 769	204 018	
5	290 923	230 861	
6	389 351	232 090	
7	421 013	238 607	
8	497 085	238 671	
9	576 827	240 024	
10	628 124	260 359	
11	643 468	272 308	
12	674 436	344 729	
13	736 081	347 231	
14	802 094	389 623	
15	821 648	405 412	
16	924 355	479 059	
17	966 163	487 000	
18	1 003 356	487 153	
19	1 041 146	550 721	
20	1 050 712	595 765	
21	1 114 180	660 015	
22	1 146 252	697 315	
23	1 258 285	715 872	
24	1 318 719	737 813	
25	1 428 851	771 806	
26	1 483 610	811 006	
27	1 562 712	818 162	
28	1 657 037	840 228	
29	1 784 310	855 308	
30	1 828 752	891 269	
31	1 899 260	933 706	
32	1 927 163	965 069	
33	1 936 321	986 544	
34	1 948 506	992 855	
35	1 965 885	1 008 618	
36	1 986 558	1 009 045	
37	1 986 645	1 040 624	
38	1 988 702	1 053 337	
39	2 000 979	1 064 075	
40	2 001 370	1 074 967	
41	2 176 341	1 080 405	
42	2 185 891	1 082 179	
43	2 252 257	1 084 683	
44	2 357 032	1 128 395	
45	2 362 055	1 129 099	
46	2 376 516	1 151 118	
47	2 452 088	1 204 079	
48	2 515 962	1 223 490	
49	2 625 584	1 223 640	
50	2 701 779	1 250 462	
51	2 757 875	1 272 750	
52	2 820 687	1 299 802	
53	2 836 167	1 299 846	



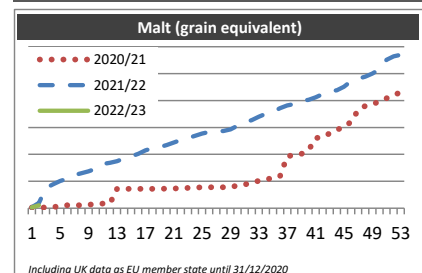
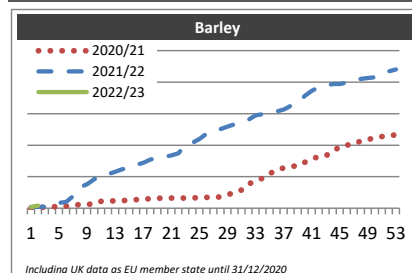
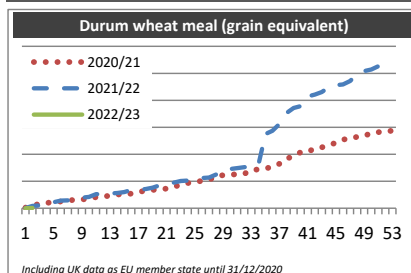
Week 1 to 2 from 01/07/2022 to 10/07/2022

(tonnes)

Durum wheat meal (grain equivalent)			
week	2020/21	2021/22	2022/23
1	21	8	0
2	108	89	8
3	150	103	
4	194	148	
5	223	224	
6	247	279	
7	294	293	
8	312	343	
9	321	396	
10	353	417	
11	410	518	
12	432	525	
13	465	545	
14	502	560	
15	528	601	
16	542	676	
17	597	692	
18	647	713	
19	673	764	
20	698	850	
21	728	901	
22	813	946	
23	848	1 004	
24	930	1 027	
25	985	1 060	
26	1 007	1 120	
27	1 043	1 134	
28	1 198	1 248	
29	1 225	1 412	
30	1 247	1 454	
31	1 259	1 484	
32	1 273	1 524	
33	1 414	1 548	
34	1 435	1 607	
35	1 467	2 749	
36	1 539	2 869	
37	1 644	3 129	
38	1 829	3 523	
39	1 938	3 714	
40	2 077	3 787	
41	2 081	4 141	
42	2 223	4 212	
43	2 259	4 301	
44	2 337	4 482	
45	2 425	4 558	
46	2 548	4 585	
47	2 582	4 710	
48	2 649	4 971	
49	2 676	5 085	
50	2 790	5 143	
51	2 814	5 262	
52	2 839	5 270	
53	2 874	5 290	

Barley			
week	2020/21	2021/22	2022/23
1	15	7 590	7 529
2	1 736	8 127	16 099
3	6 899	8 833	
4	6 902	16 769	
5	13 520	32 972	
6	13 722	40 018	
7	14 445	75 416	
8	24 701	133 324	
9	25 509	152 723	
10	26 468	183 162	
11	44 307	210 446	
12	45 208	216 596	
13	46 951	231 389	
14	47 223	246 896	
15	52 559	255 606	
16	54 429	274 633	
17	54 429	287 949	
18	61 714	309 212	
19	63 015	317 299	
20	64 307	323 989	
21	64 413	334 401	
22	64 592	347 446	
23	64 716	402 027	
24	65 502	415 270	
25	66 521	438 461	
26	68 056	471 768	
27	68 323	478 745	
28	72 261	501 924	
29	84 510	517 387	
30	99 450	532 573	
31	114 874	549 429	
32	154 277	561 292	
33	171 896	588 836	
34	189 587	596 178	
35	219 203	608 065	
36	241 503	614 799	
37	256 027	626 115	
38	266 916	649 892	
39	268 274	664 650	
40	291 610	712 714	
41	310 557	744 791	
42	329 453	767 557	
43	333 000	776 196	
44	357 458	788 168	
45	391 439	788 817	
46	400 091	796 493	
47	404 918	811 000	
48	426 724	819 810	
49	435 642	826 753	
50	446 470	830 156	
51	455 324	847 429	
52	459 469	868 579	
53	465 940	880 575	

Malt (grain equivalent)			
week	2020/21	2021/22	2022/23
1	134	170	161
2	135	993	535
3	139	3 762	
4	271	4 462	
5	285	5 041	
6	551	5 492	
7	551	6 171	
8	574	6 528	
9	642	6 858	
10	777	7 329	
11	845	8 241	
12	872	8 432	
13	3 595	8 753	
14	3 596	9 269	
15	3 597	9 649	
16	3 597	10 101	
17	3 597	10 749	
18	3 618	11 133	
19	3 618	11 342	
20	3 622	11 752	
21	3 622	12 184	
22	3 757	12 677	
23	3 757	13 013	
24	3 825	13 447	
25	3 891	13 866	
26	3 893	14 185	
27	3 893	14 304	
28	3 893	14 330	
29	3 908	14 637	
30	4 249	15 341	
31	4 406	15 961	
32	4 718	16 344	
33	5 097	16 995	
34	5 396	17 545	
35	5 586	17 931	
36	5 933	18 573	
37	9 653	19 113	
38	9 898	19 371	
39	10 101	19 977	
40	10 682	20 140	
41	12 999	20 582	
42	13 229	21 175	
43	13 923	21 658	
44	14 617	21 921	
45	15 008	22 572	
46	16 058	23 589	
47	18 240	24 066	
48	18 996	24 424	
49	19 343	25 002	
50	19 799	25 786	
51	20 410	27 563	
52	21 041	28 207	
53	21 531	28 499	



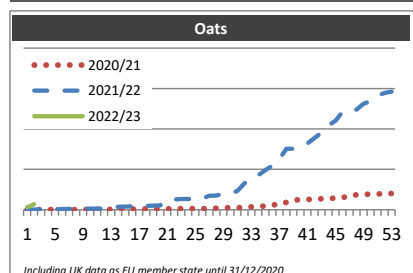
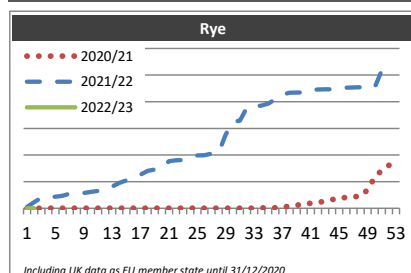
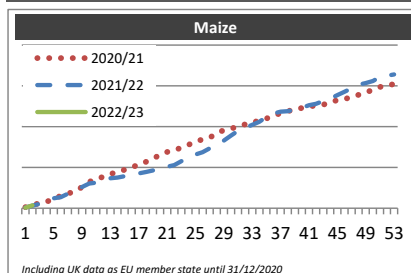
Week 1 to 2 from 01/07/2022 to 10/07/2022

(tonnes)

Maize			
week	2020/21	2021/22	2022/23
1	124 748	89 745	65 920
2	419 378	320 217	348 170
3	595 271	527 425	
4	815 972	851 358	
5	1 042 931	1 225 199	
6	1 560 728	1 369 135	
7	1 821 390	1 780 744	
8	2 040 073	2 054 240	
9	2 599 754	2 597 994	
10	3 232 831	3 018 641	
11	3 612 176	3 150 156	
12	3 829 175	3 292 671	
13	4 219 341	3 667 603	
14	4 402 520	3 767 048	
15	4 727 179	3 922 270	
16	4 963 268	4 081 448	
17	5 400 173	4 264 591	
18	5 666 468	4 431 774	
19	6 072 793	4 640 772	
20	6 554 661	4 773 230	
21	6 901 144	5 088 559	
22	7 090 925	5 269 813	
23	7 428 158	5 773 180	
24	7 771 347	6 024 463	
25	8 180 488	6 583 325	
26	8 410 770	6 872 023	
27	8 655 548	7 335 985	
28	9 198 411	7 886 760	
29	9 583 852	8 309 745	
30	9 753 859	8 912 786	
31	10 025 021	9 491 473	
32	10 279 446	9 873 840	
33	10 464 201	10 221 730	
34	10 787 115	10 607 239	
35	10 998 605	11 177 328	
36	11 352 529	11 608 431	
37	11 630 639	11 834 955	
38	11 896 864	11 899 838	
39	12 104 498	12 075 179	
40	12 297 115	12 312 913	
41	12 449 551	12 626 589	
42	12 606 070	12 786 979	
43	12 680 903	13 145 757	
44	12 993 394	13 454 958	
45	13 253 330	13 885 838	
46	13 370 758	14 254 445	
47	13 639 480	14 692 613	
48	13 892 902	15 132 289	
49	14 160 064	15 343 707	
50	14 540 192	15 602 818	
51	14 871 679	16 066 886	
52	15 043 859	16 258 021	
53	15 223 937	16 397 665	

Rye			
week	2020/21	2021/22	2022/23
1	0	2 504	0
2	0	11 290	66
3	0	19 382	
4	2	21 461	
5	2	21 881	
6	2	23 302	
7	2	27 394	
8	2	28 393	
9	2	28 669	
10	2	30 732	
11	2	32 614	
12	2	34 909	
13	2	40 888	
14	2	47 866	
15	2	52 643	
16	2	58 592	
17	8	63 282	
18	8	70 013	
19	8	72 942	
20	8	74 729	
21	8	88 295	
22	9	90 280	
23	9	90 618	
24	9	93 989	
25	10	99 065	
26	10	99 618	
27	10	102 666	
28	10	104 987	
29	10	138 207	
30	10	162 466	
31	10	164 541	
32	10	189 582	
33	10	191 345	
34	387	192 546	
35	1 031	196 701	
36	1 031	204 957	
37	1 308	213 298	
38	4 414	216 998	
39	5 094	217 131	
40	9 061	217 510	
41	9 061	222 544	
42	10 486	222 760	
43	13 391	223 329	
44	16 355	223 396	
45	16 355	225 471	
46	21 246	226 279	
47	21 834	226 990	
48	22 332	227 078	
49	34 693	227 240	
50	58 564	227 328	
51	71 186	258 622	
52	80 689	258 666	
53	86 288	258 890	

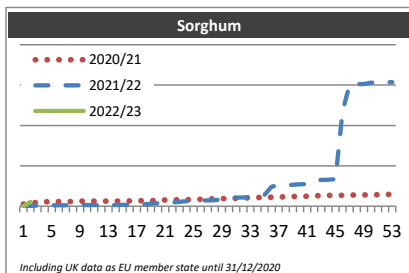
Oats			
week	2020/21	2021/22	2022/23
1	0	135	3 058
2	88	331	6 821
3	110	415	
4	154	506	
5	176	788	
6	198	876	
7	220	1 007	
8	243	1 066	
9	337	1 211	
10	404	1 269	
11	492	1 400	
12	492	1 694	
13	541	1 943	
14	637	3 480	
15	744	3 792	
16	821	4 205	
17	958	4 562	
18	1 002	4 863	
19	1 073	5 186	
20	1 125	5 426	
21	1 169	12 534	
22	1 237	12 839	
23	1 242	13 267	
24	1 330	13 422	
25	1 379	13 670	
26	1 423	13 751	
27	1 423	17 234	
28	1 895	17 470	
29	2 404	19 754	
30	2 524	20 099	
31	2 584	23 285	
32	3 035	32 477	
33	3 580	39 626	
34	4 190	42 658	
35	4 526	49 181	
36	5 112	54 576	
37	8 800	63 029	
38	8 999	75 334	
39	12 024	75 578	
40	12 468	79 263	
41	12 815	82 129	
42	13 165	88 895	
43	13 518	95 389	
44	13 909	104 305	
45	14 313	110 136	
46	14 641	121 209	
47	17 770	121 415	
48	18 370	124 020	
49	18 918	131 080	
50	19 297	134 615	
51	19 614	141 408	
52	19 966	144 431	
53	20 046	146 212	



Week 1 to 2 from 01/07/2022 to 10/07/2022

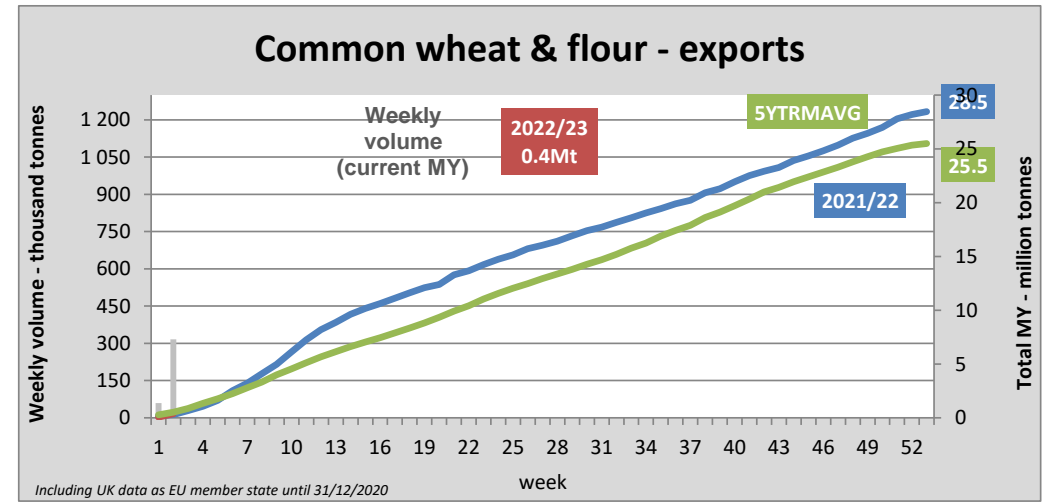
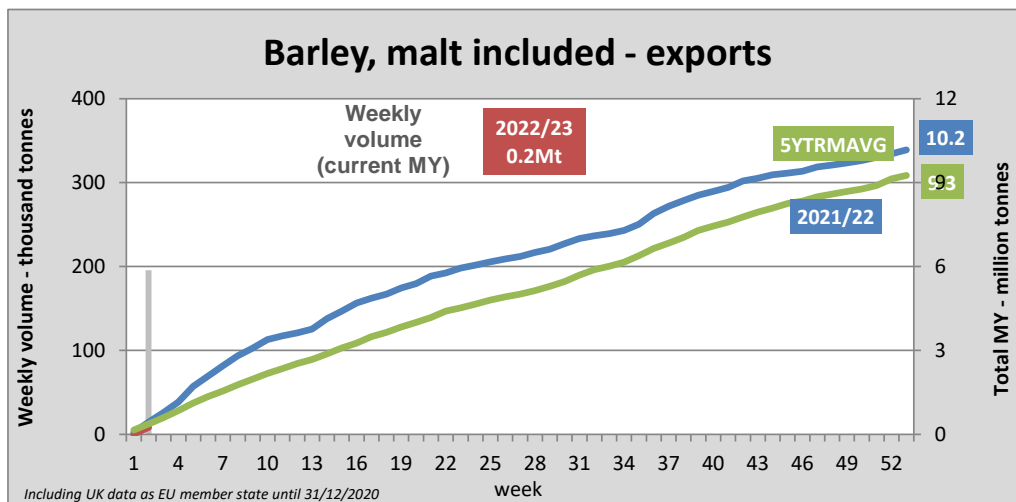
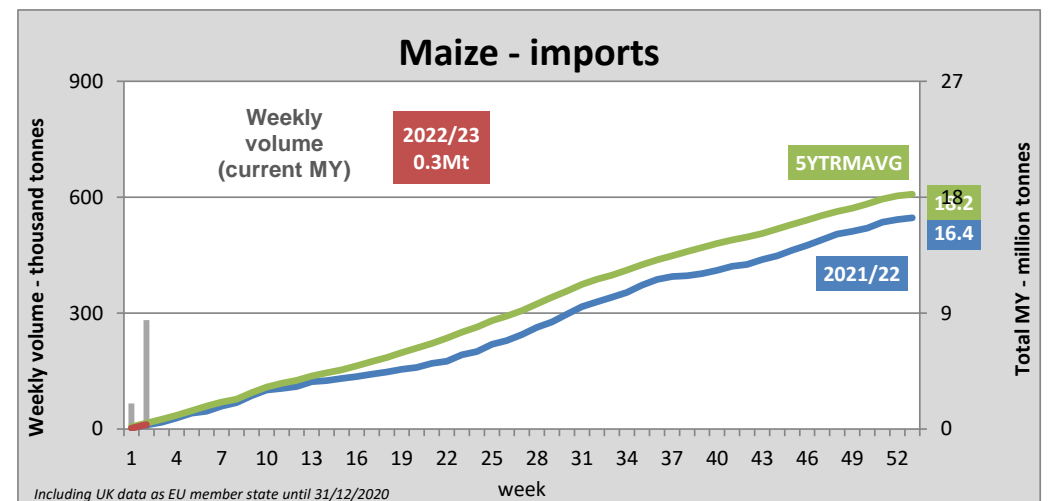
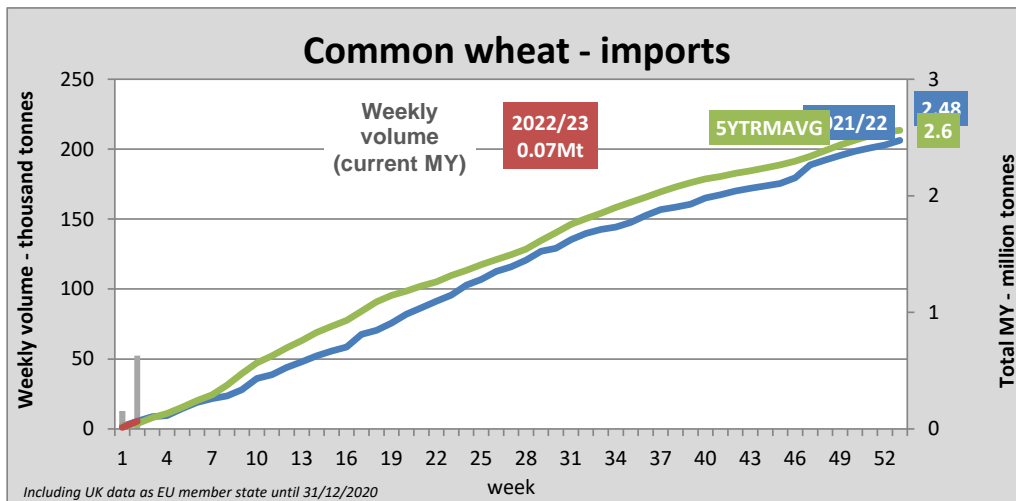
(tonnes)

Sorghum			
week	2020/21	2021/22	2022/23
1	2 653	86	112
2	2 727	218	5 322
3	5 479	820	
4	5 531	1 044	
5	5 627	1 126	
6	5 695	1 188	
7	5 697	1 210	
8	5 721	1 235	
9	6 172	1 361	
10	6 174	1 447	
11	6 243	1 497	
12	6 269	1 498	
13	6 364	1 545	
14	6 387	1 560	
15	6 409	1 724	
16	6 539	1 767	
17	6 629	2 035	
18	6 835	2 214	
19	6 966	3 274	
20	7 168	3 671	
21	7 623	4 117	
22	7 789	4 606	
23	7 926	5 421	
24	8 125	6 310	
25	8 282	6 862	
26	8 461	7 061	
27	8 818	7 198	
28	9 200	7 418	
29	9 365	8 477	
30	9 526	9 907	
31	9 658	10 555	
32	10 077	10 840	
33	10 505	11 369	
34	10 799	14 173	
35	10 903	14 398	
36	11 083	24 384	
37	11 333	25 854	
38	11 618	26 066	
39	12 022	26 534	
40	12 297	27 248	
41	12 411	27 495	
42	12 799	31 982	
43	13 110	32 553	
44	13 327	32 965	
45	13 403	33 397	
46	13 528	117 456	
47	13 750	151 126	
48	13 864	151 346	
49	13 985	151 401	
50	14 117	153 087	
51	14 337	153 209	
52	14 535	153 481	
53	14 602	153 622	



Including UK data as EU member state until 31/12/2020





## Calendar of Marketing Year weeks

Week	2020/21		2021/22		2022/23	
	Start	End	Start	End	Start	End
1	01/07/2020	05/07/2020	01/07/2021	04/07/2021	01/07/2022	03/07/2022
2	06/07/2020	12/07/2020	05/07/2021	11/07/2021	04/07/2022	10/07/2022
3	13/07/2020	19/07/2020	12/07/2021	18/07/2021	11/07/2022	17/07/2022
4	20/07/2020	26/07/2020	19/07/2021	25/07/2021	18/07/2022	24/07/2022
5	27/07/2020	02/08/2020	26/07/2021	01/08/2021	25/07/2022	31/07/2022
6	03/08/2020	09/08/2020	02/08/2021	08/08/2021	01/08/2022	07/08/2022
7	10/08/2020	16/08/2020	09/08/2021	15/08/2021	08/08/2022	14/08/2022
8	17/08/2020	23/08/2020	16/08/2021	22/08/2021	15/08/2022	21/08/2022
9	24/08/2020	30/08/2020	23/08/2021	29/08/2021	22/08/2022	28/08/2022
10	31/08/2020	06/09/2020	30/08/2021	05/09/2021	29/08/2022	04/09/2022
11	07/09/2020	13/09/2020	06/09/2021	12/09/2021	05/09/2022	11/09/2022
12	14/09/2020	20/09/2020	13/09/2021	19/09/2021	12/09/2022	18/09/2022
13	21/09/2020	27/09/2020	20/09/2021	26/09/2021	19/09/2022	25/09/2022
14	28/09/2020	04/10/2020	27/09/2021	03/10/2021	26/09/2022	02/10/2022
15	05/10/2020	11/10/2020	04/10/2021	10/10/2021	03/10/2022	09/10/2022
16	12/10/2020	18/10/2020	11/10/2021	17/10/2021	10/10/2022	16/10/2022
17	19/10/2020	25/10/2020	18/10/2021	24/10/2021	17/10/2022	23/10/2022
18	26/10/2020	01/11/2020	25/10/2021	31/10/2021	24/10/2022	30/10/2022
19	02/11/2020	08/11/2020	01/11/2021	07/11/2021	31/10/2022	06/11/2022
20	09/11/2020	15/11/2020	08/11/2021	14/11/2021	07/11/2022	13/11/2022
21	16/11/2020	22/11/2020	15/11/2021	21/11/2021	14/11/2022	20/11/2022
22	23/11/2020	29/11/2020	22/11/2021	28/11/2021	21/11/2022	27/11/2022
23	30/11/2020	06/12/2020	29/11/2021	05/12/2021	28/11/2022	04/12/2022
24	07/12/2020	13/12/2020	06/12/2021	12/12/2021	05/12/2022	11/12/2022
25	14/12/2020	20/12/2020	13/12/2021	19/12/2021	12/12/2022	18/12/2022
26	21/12/2020	27/12/2020	20/12/2021	26/12/2021	19/12/2022	25/12/2022
27	28/12/2020	03/01/2021	27/12/2021	02/01/2022	26/12/2022	01/01/2023
28	04/01/2021	10/01/2021	03/01/2022	09/01/2022	02/01/2023	08/01/2023
29	11/01/2021	17/01/2021	10/01/2022	16/01/2022	09/01/2023	15/01/2023
30	18/01/2021	24/01/2021	17/01/2022	23/01/2022	16/01/2023	22/01/2023
31	25/01/2021	31/01/2021	24/01/2022	30/01/2022	23/01/2023	29/01/2023
32	01/02/2021	07/02/2021	31/01/2022	06/02/2022	30/01/2023	05/02/2023
33	08/02/2021	14/02/2021	07/02/2022	13/02/2022	06/02/2023	12/02/2023
34	15/02/2021	21/02/2021	14/02/2022	20/02/2022	13/02/2023	19/02/2023
35	22/02/2021	28/02/2021	21/02/2022	27/02/2022	20/02/2023	26/02/2023
36	01/03/2021	07/03/2021	28/02/2022	06/03/2022	27/02/2023	05/03/2023
37	08/03/2021	14/03/2021	07/03/2022	13/03/2022	06/03/2023	12/03/2023
38	15/03/2021	21/03/2021	14/03/2022	20/03/2022	13/03/2023	19/03/2023
39	22/03/2021	28/03/2021	21/03/2022	27/03/2022	20/03/2023	26/03/2023
40	29/03/2021	04/04/2021	28/03/2022	03/04/2022	27/03/2023	02/04/2023
41	05/04/2021	11/04/2021	04/04/2022	10/04/2022	03/04/2023	09/04/2023
42	12/04/2021	18/04/2021	11/04/2022	17/04/2022	10/04/2023	16/04/2023
43	19/04/2021	25/04/2021	18/04/2022	24/04/2022	17/04/2023	23/04/2023
44	26/04/2021	02/05/2021	25/04/2022	01/05/2022	24/04/2023	30/04/2023
45	03/05/2021	09/05/2021	02/05/2022	08/05/2022	01/05/2023	07/05/2023
46	10/05/2021	16/05/2021	09/05/2022	15/05/2022	08/05/2023	14/05/2023
47	17/05/2021	23/05/2021	16/05/2022	22/05/2022	15/05/2023	21/05/2023
48	24/05/2021	30/05/2021	23/05/2022	29/05/2022	22/05/2023	28/05/2023
49	31/05/2021	06/06/2021	30/05/2022	05/06/2022	29/05/2023	04/06/2023
50	07/06/2021	13/06/2021	06/06/2022	12/06/2022	05/06/2023	11/06/2023
51	14/06/2021	20/06/2021	13/06/2022	19/06/2022	12/06/2023	18/06/2023
52	21/06/2021	27/06/2021	20/06/2022	26/06/2022	19/06/2023	25/06/2023
53	28/06/2021	30/06/2021	27/06/2022	30/06/2022	26/06/2023	30/06/2023