

Due to unsolved technical issues, this report presents data until 10/07/2022 only. If possible, another report will be published on 22/07/2022 at 5pm with data until 17/07/2022. Please note also that data for Belgium, France and Italy might not be complete until 10/07/2022

Trade monitoring through customs surveillance data

The TAXUD surveillance system ("customs surveillance") records and centralizes all trade data (import and exports) directly from the national customs authorities on a daily basis. For each transaction, the stored data contain the information available on the Single Administrative Document (SAD), including the volume and origin of the consignment.

As surveillance system does not include intra-trade data, the UK data as EU partner can't be displayed before 1/1/2021. The data as of 1/1/2021 is therefore not comparable with the data until 31/12/2020.

According to Art.55(2) of Commission Implementing Regulation (EU) 2015/2447, the customs authorities shall provide the Commission at least once a week with data on customs declarations for the goods that have been made subject to surveillance at release for free circulation or at export.

The "customs surveillance" data provide actual and prompt information about the trade (import/export) transaction in terms of volume and origin or destination. The European Commission aims to improve data quality and provide as recent and accurate information as possible. However, Surveillance data are created on the basis of declarations that may be modified, corrected or deleted. Additionally, the legal basis (Regulation (EU) 2015/2447) allows that on specific occasions declaration data may be forwarded with a delay. Therefore, it cannot be guaranteed that information provided is free of errors or that it will not be amended. The European Commission accepts no responsibility with regard to such problems incurred as a result of using these data.

* The United Kingdom is no longer a Member State of the European Union, however until the end of the transition period it was still a part of the EU Customs Union. Due to the absence of intra-trade data in the surveillance system, the totals of the EU trade data therefore also include the UK data until 31/12/2020. The data as of 1/1/2021 is therefore not comparable with the data until 31/12/2020.

Publication of data

This report is published on a weekly basis. In case of a technical issue or another constraint causing delay of the publication, please note that the next upload will be done in the coming days at 12h or 16h.

The data are expressed in quantity of the product itself, unless otherwise stated.

Below the specifications of the products included in the report.

Product	CN code
Soyabeans	1201 10 00; 1201 90 00
Rapeseed	1205 10 10; 1205 10 90; 1205 90 00
Sunflowerseed	1206 00 10; 1206 00 91; 1206 00 99
Soyameal	2304 00 00
Rapeseed meal	2306 41 00; 2306 49 00
Sunflowerseed meal	2306 30 00
Soyaoil	1507 10 10; 1507 10 90; 1507 90 10; 1507 90 90
Rapeseed oil	1514 11 10; 1514 11 90; 1514 19 10; 1514 19 90; 1514 91 10; 1514 91 90; 1514 99 10; 1514 99 90
Sunflowerseed oil	1512 11 10; 1512 11 91; 1512 11 99; 1512 19 10; 1512 19 90
Palm oil	1511 10 10; 1511 10 90; 1511 90 11; 15119019; 15119091; 15119099

- XI refers to Northern Ireland

- the weekly reference period is from Monday to Sunday

Cumul of week 1 to 2

	EU*		EU*		EU + UK	
	01/07/2022 - 10/07/2022		01/07/2021 - 11/07/2021		01/07/2020 - 12/07/2020	
	Export	Import	Export	Import	Export	Import
(tonnes)						
Soyabeans	769	318 094	831	356 431	1 194	555 679
Rapeseed	9 134	179 391	11 786	147 372	1 006	30 315
Sunflowerseed	4 562	87 871	4 607	4 150	5 401	19 897
Total seeds	14 466	585 355	17 224	507 953	7 601	605 891
Soyameal	17 080	440 619	28 078	390 984	16 524	576 192
Rapeseed meal	8 442	9 959	4 583	7 298	7 928	4 198
Sunflowerseed meal	18 252	40 862	56 728	83 234	9 284	94 071
Total meals	43 774	491 440	89 389	481 517	33 736	674 460
Soyaoil	26 789	7 005	29 073	31 359	18 441	18 365
Rapeseed oil	9 589	7 812	5 256	7 789	25 773	5 573
Sunflowerseed oil	16 326	41 997	11 421	32 994	9 354	99 767
Palm oil	2 065	54 477	7 478	143 666	2 017	214 613
Total oils	54 769	111 290	53 227	215 809	55 585	338 318
General Total	113 008	1 188 086	159 841	1 205 279	96 923	1 618 670

* The United Kingdom is no longer a Member State of the European Union, however until the end of the transition period it was still a part of the EU Customs Union. Due to the absence of intra-trade data in the surveillance system, the totals of the EU trade data therefore also include the UK data until 31/12/2020. The data as of 1/1/2021 is therefore not comparable with the data until 31/12/2020.

Week 1 to 2 from 01/07/2022 to 10/07/2022

Summary

Import (tonnes)	Soyabeans	Rapeseed	Sunflower-seed	Soyameal	Rapeseed meal	Sunflower-seed meal	Soyaoil	Rapeseed oil	Sunflower-seed oil	Palm oil
BE	2 529	149	45	1 061			20		953	1 619
BG	19		29 040	97		6 601	589		8 594	60
CZ	114		65	22			48	97	570	
DK	6		42	600			1 803		183	
DE	70 624	113 693	644	37 929	2 932	2 437	98	66	1 086	1 967
EE			121	88		243				
IE	13		30	26 400			22	161	68	3
EL			42	11 925		21	397	2	50	822
ES	118 270		1 236	128 972		922	24	489	3 212	23 455
FR	2 624	57 116	199	14 422		12 279	47	33	1 025	199
HR			3 428	200	151	48	48		209	208
IT										
CY										
LV		840		1 142	66	3 748		1 751	98	
LT				2 000	4 998	130	48	216	989	
LU									20	
HU	64	179	14 777	1 238		1 097	25		4 081	19
MT									112	
NL	85 204		491	74 264	1 769	3 493	96	2 676	1 075	21 815
AT	479		259					45	703	1
PL	1 537	2 129	676	93 806	43	8 097	3 364	2 177	16 757	
PT	30 030	5 136	17 500	14						628
RO	3 779	150	17 956	30 558		731	122		917	135
SI	2 101		22	15 101		1 013	102	68	763	
SK	493		1 205						263	
FI	118									
SE	91		90	781			148	15	150	3 546
XI			3				4	16	116	
EU*	318 094	179 391	87 871	440 619	9 959	40 862	7 005	7 812	41 997	54 477

* The United Kingdom is no longer a Member State of the European Union, however until the end of the transition period it was still a part of the EU Customs Union. Due to the absence of intra-trade data in the surveillance system, the totals of the EU trade data therefore also include the UK data until 31/12/2020. The data as of 1/1/2021 is therefore not comparable with the data until 31/12/2020.

Top 5 import origins* - Marketing Year 2022/23 (update of 10/07/2022)

Soyabeans		
Origin	tonnes	share
United States of America	153 543	48.3%
Brazil	147 917	46.5%
Ukraine	8 467	2.7%
Togo	3 276	1.0%
Canada	3 029	1.0%

Rapeseed		
Origin	tonnes	share
Australia	170 276	94.9%
Ukraine	7 933	4.4%
Kazakhstan	882	0.5%
Moldova	150	0.1%
	100	0.1%

Sunflowerseed		
Origin	tonnes	share
Ukraine	83 089	94.6%
Moldova	2 499	2.8%
China	983	1.1%
Argentina	487	0.6%
United States of America	314	0.4%

Soyameal		
Origin	tonnes	share
Brazil	261 491	59.3%
Argentina	123 257	28.0%
Paraguay	28 846	6.5%
Nigeria	9 060	2.1%
Ukraine	5 278	1.2%

Rapeseed meal		
Origin	tonnes	share
Belarus	4 998	50.2%
Kazakhstan	2 499	25.1%
United Kingdom	1 769	17.8%
Russia	499	5.0%

Sunflowerseed meal		
Origin	tonnes	share
Russia	21 896	53.6%
Ukraine	10 336	25.3%
Moldova	6 579	16.1%
Argentina	922	2.3%
Bosnia and Herzegovina	675	1.7%

Sunflowerseed oil		
Origin	tonnes	share
Ukraine	39 368	93.7%
Turkey	796	1.9%
Moldova	660	1.6%
Bosnia and Herzegovina	388	0.9%
Serbia	295	0.7%

Rapeseed oil		
Origin	tonnes	share
Belarus	3 044	39.0%
Virgin Islands, British	2 217	28.4%
Russia	910	11.6%
United Kingdom	794	10.2%
Australia	395	5.1%

Soyaoil		
Origin	tonnes	share
Ukraine	3 436	49.0%
Norway	1 951	27.8%
Serbia	1 474	21.0%
United Kingdom	106	1.5%
Moldova	25	0.4%

Palm oil		
Origin	tonnes	share
Guatemala	17 190	31.6%
Colombia	10 438	19.2%
Costa Rica	8 958	16.4%
Malaysia	8 420	15.5%
Indonesia	4 677	8.6%

* The United Kingdom is no longer a Member State of the European Union, however until the end of the transition period it was still a part of the EU Customs Union. Due to the absence of intra-trade data in the surveillance system, the totals of the EU trade data therefore also include the UK data until 31/12/2020. The data as of 1/1/2021 is therefore not comparable with the data until 31/12/2020.

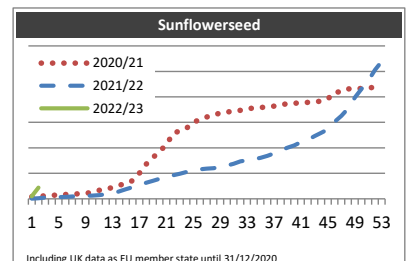
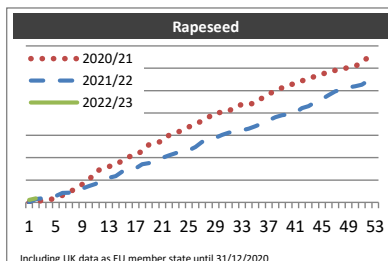
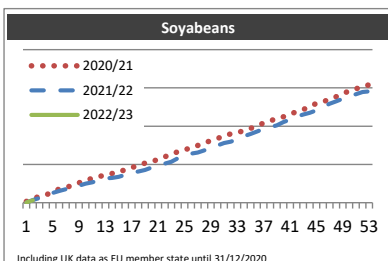
Week 1 to 2 from 01/07/2022 to 10/07/2022

(tonnes)

Soyabeans			
week	2020/21	2021/22	2022/23
1	163413	14050	30828
2	555 679	356 431	318 094
3	809 177	612 285	
4	1 030 274	966 648	
5	1 426 359	1 267 009	
6	1 791 837	1 543 189	
7	2 034 261	1 771 183	
8	2 232 628	2 104 759	
9	2 589 473	2 218 882	
10	2 966 515	2 486 145	
11	3 154 630	2 647 869	
12	3 416 837	2 918 773	
13	3 617 651	3 176 839	
14	3 818 988	3 232 856	
15	4 143 949	3 384 516	
16	4 255 378	3 645 482	
17	4 582 823	3 918 297	
18	4 857 846	4 085 793	
19	5 165 400	4 287 563	
20	5 410 281	4 581 555	
21	5 635 100	4 849 665	
22	6 015 529	5 114 057	
23	6 289 050	5 346 163	
24	6 663 971	5 804 822	
25	6 974 149	6 077 595	
26	7 112 801	6 418 888	
27	7 484 344	6 545 239	
28	7 863 955	6 839 893	
29	8 091 846	7 123 851	
30	8 365 878	7 467 101	
31	8 787 113	7 795 354	
32	8 981 118	7 980 247	
33	9 190 004	8 296 021	
34	9 392 775	8 688 083	
35	9 691 017	8 973 024	
36	10 071 149	9 298 333	
37	10 405 077	9 632 299	
38	10 690 157	9 888 685	
39	11 038 055	10 116 061	
40	11 236 411	10 542 876	
41	11 581 417	10 864 737	
42	11 901 186	11 258 090	
43	12 147 417	11 509 244	
44	12 613 903	11 762 103	
45	12 969 084	12 074 938	
46	13 180 685	12 525 308	
47	13 518 846	12 936 312	
48	13 846 912	13 266 029	
49	14 291 856	13 604 532	
50	14 582 584	13 958 496	
51	14 899 749	14 176 922	
52	15 109 370	14 473 864	
53	15 424 529	14 547 852	

Rapeseed			
week	2020/21	2021/22	2022/23
1	2303	1890	111313
2	30 315	147 372	179 391
3	87 701	185 167	
4	117 612	252 202	
5	191 335	286 826	
6	310 167	418 125	
7	447 212	435 611	
8	634 354	451 018	
9	809 917	617 849	
10	1 005 715	732 158	
11	1 368 635	830 570	
12	1 519 996	1 025 881	
13	1 608 779	1 101 082	
14	1 675 495	1 176 659	
15	1 870 591	1 382 702	
16	2 045 747	1 387 625	
17	2 116 047	1 519 801	
18	2 302 683	1 707 635	
19	2 575 115	1 756 465	
20	2 653 439	1 883 681	
21	2 741 156	1 997 658	
22	3 000 518	2 104 104	
23	3 101 934	2 201 798	
24	3 226 133	2 299 722	
25	3 375 065	2 328 545	
26	3 495 914	2 481 515	
27	3 654 993	2 706 106	
28	3 816 857	2 757 541	
29	4 020 847	2 889 445	
30	4 021 706	3 022 498	
31	4 086 795	3 115 145	
32	4 278 493	3 182 682	
33	4 385 639	3 225 437	
34	4 386 353	3 300 334	
35	4 450 697	3 403 095	
36	4 666 156	3 539 441	
37	4 836 258	3 669 813	
38	5 011 358	3 809 408	
39	5 126 993	3 904 905	
40	5 253 716	3 941 460	
41	5 316 458	4 008 494	
42	5 445 875	4 216 894	
43	5 515 224	4 306 735	
44	5 644 871	4 483 588	
45	5 725 852	4 616 538	
46	5 855 454	4 799 683	
47	5 910 269	4 969 802	
48	5 968 406	5 046 673	
49	6 034 738	5 140 173	
50	6 098 157	5 193 361	
51	6 249 596	5 263 053	
52	6 508 651	5 455 877	
53	6 508 775	5 518 903	

Sunflowerseed			
week	2020/21	2021/22	2022/23
1	16761	1412	19778
2	19 897	4 150	87 871
3	23 107	10 137	
4	27 803	11 968	
5	31 016	13 827	
6	34 177	15 471	
7	37 766	17 772	
8	39 963	19 853	
9	42 104	23 118	
10	50 780	26 203	
11	67 467	29 498	
12	78 060	34 983	
13	88 232	41 748	
14	107 383	58 154	
15	118 575	75 177	
16	143 817	91 719	
17	201 932	108 939	
18	272 010	126 527	
19	323 928	141 509	
20	374 526	156 584	
21	424 028	172 357	
22	513 431	184 515	
23	533 627	196 357	
24	554 478	211 116	
25	601 323	220 515	
26	621 950	231 135	
27	643 023	235 957	
28	653 515	240 499	
29	675 330	248 141	
30	681 005	260 513	
31	689 028	275 362	
32	694 016	293 678	
33	707 479	302 075	
34	711 184	311 852	
35	716 717	322 349	
36	720 903	336 634	
37	727 605	356 448	
38	738 091	380 656	
39	746 185	401 329	
40	749 580	418 707	
41	753 289	444 663	
42	756 451	462 966	
43	760 965	491 624	
44	766 958	516 763	
45	784 670	544 846	
46	837 102	603 478	
47	840 648	651 043	
48	861 598	708 984	
49	863 565	795 166	
50	866 075	862 656	
51	871 040	927 528	
52	875 304	1 011 400	
53	876 698	1 077 864	



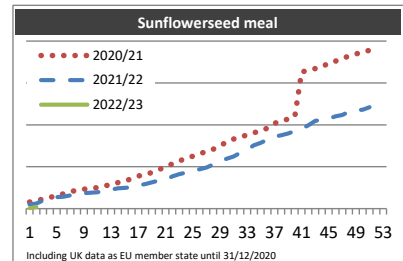
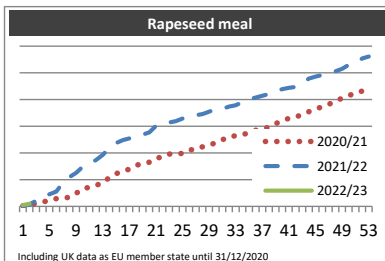
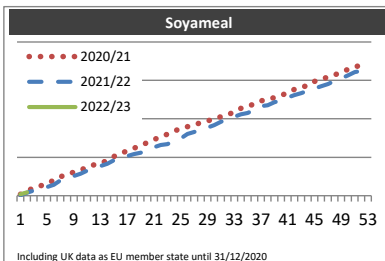
Week 1 to 2 from 01/07/2022 to 10/07/2022

(tonnes)

Soyameal			
week	2020/21	2021/22	2022/23
1	179510	52604	186313
2	576 192	390 984	440 619
3	1 037 063	669 965	
4	1 292 127	854 907	
5	1 571 296	1 135 410	
6	2 012 516	1 432 248	
7	2 448 836	1 984 315	
8	2 810 433	2 286 422	
9	3 063 572	2 579 780	
10	3 277 846	2 866 270	
11	3 774 628	3 262 690	
12	4 021 207	3 524 664	
13	4 168 888	3 873 614	
14	4 605 061	4 153 112	
15	5 100 524	4 611 816	
16	5 531 856	4 952 255	
17	5 819 215	5 163 241	
18	6 204 174	5 407 926	
19	6 469 839	5 592 163	
20	6 947 594	5 921 493	
21	7 326 283	6 314 348	
22	7 658 005	6 581 972	
23	8 013 975	6 715 047	
24	8 411 736	7 125 888	
25	8 753 876	7 464 703	
26	8 991 053	8 028 583	
27	9 174 789	8 289 917	
28	9 527 028	8 580 798	
29	9 732 586	8 876 275	
30	10 007 934	9 180 341	
31	10 284 783	9 608 022	
32	10 492 484	9 950 413	
33	10 936 336	10 269 332	
34	11 366 704	10 602 748	
35	11 624 650	10 770 732	
36	11 926 024	11 167 052	
37	12 343 385	11 644 225	
38	12 527 220	11 775 177	
39	12 767 402	12 174 303	
40	13 063 853	12 360 117	
41	13 385 683	12 766 176	
42	13 831 726	13 075 187	
43	14 131 372	13 348 645	
44	14 328 077	13 667 207	
45	14 867 566	13 949 077	
46	15 116 011	14 224 275	
47	15 435 416	14 522 735	
48	15 696 375	14 930 816	
49	16 115 188	15 260 298	
50	16 419 004	15 646 423	
51	16 761 399	16 077 196	
52	16 974 387	16 238 797	
53	17 269 643	16 531 739	

Rapeseed meal			
week	2020/21	2021/22	2022/23
1	2517	787	4937
2	4 198	7 298	9 959
3	12 303	21 470	
4	15 713	34 669	
5	23 499	45 556	
6	28 772	55 018	
7	31 119	88 211	
8	33 891	109 839	
9	48 922	125 415	
10	67 123	148 670	
11	71 166	161 501	
12	79 202	173 273	
13	86 934	192 764	
14	108 011	218 581	
15	122 229	236 993	
16	133 128	248 164	
17	138 726	254 303	
18	153 843	259 363	
19	160 494	269 031	
20	165 189	277 230	
21	181 101	300 838	
22	184 631	304 058	
23	195 504	314 451	
24	196 660	319 016	
25	198 505	328 631	
26	211 655	333 751	
27	212 980	341 669	
28	222 791	345 413	
29	228 456	354 802	
30	238 662	363 577	
31	250 529	365 598	
32	254 702	373 792	
33	266 354	378 982	
34	269 362	389 843	
35	274 855	400 802	
36	285 308	407 809	
37	289 407	414 211	
38	296 634	420 984	
39	310 256	430 407	
40	320 241	439 188	
41	329 839	443 987	
42	334 274	447 177	
43	344 713	462 513	
44	354 887	478 502	
45	363 564	486 281	
46	373 616	491 523	
47	381 741	500 630	
48	396 079	506 363	
49	404 659	515 447	
50	414 231	530 223	
51	425 820	536 380	
52	431 873	553 974	
53	440 814	561 245	

Sunflowerseed meal			
week	2020/21	2021/22	2022/23
1	35885	26171	7352
2	94 071	83 234	40 862
3	157 119	97 880	
4	195 625	120 265	
5	227 778	197 951	
6	269 888	232 858	
7	313 975	272 441	
8	351 413	287 458	
9	405 908	315 307	
10	440 182	358 385	
11	462 890	371 568	
12	484 228	379 654	
13	500 761	392 009	
14	548 793	427 254	
15	564 030	454 760	
16	620 328	484 656	
17	658 886	496 415	
18	712 979	511 335	
19	778 803	558 136	
20	804 815	587 814	
21	864 744	629 990	
22	923 726	669 501	
23	1 013 539	695 107	
24	1 068 096	771 791	
25	1 131 590	825 386	
26	1 205 810	858 886	
27	1 249 601	908 734	
28	1 314 916	939 100	
29	1 361 293	982 419	
30	1 416 868	1 053 239	
31	1 502 772	1 132 287	
32	1 589 189	1 190 262	
33	1 659 070	1 243 705	
34	1 714 453	1 336 828	
35	1 753 907	1 406 068	
36	1 813 705	1 512 341	
37	1 851 284	1 571 398	
38	1 926 666	1 652 605	
39	2 037 469	1 721 229	
40	2 092 880	1 750 713	
41	2 134 726	1 792 777	
42	2 191 810	1 848 719	
43	3 263 589	1 911 400	
44	3 300 553	1 986 034	
45	3 341 100	2 093 451	
46	3 372 738	2 123 753	
47	3 486 612	2 150 328	
48	3 521 477	2 206 656	
49	3 584 059	2 237 622	
50	3 645 512	2 313 403	
51	3 688 625	2 348 086	
52	3 743 893	2 362 733	
53	3 777 842	2 421 130	



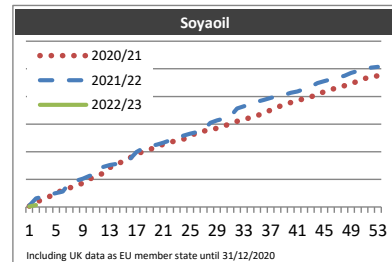
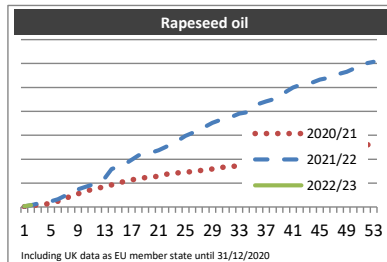
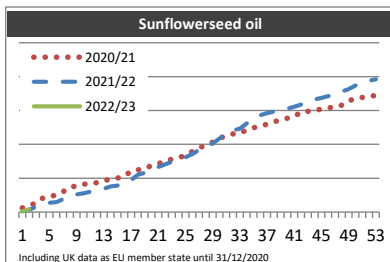
Week 1 to 2 from 01/07/2022 to 10/07/2022

(tonnes)

Sunflowerseed oil			
week	2020/21	2021/22	2022/23
1	61274	11291	10803
2	99 767	32 994	41 997
3	127 510	78 344	
4	206 284	112 683	
5	233 077	136 733	
6	250 043	147 491	
7	300 503	188 647	
8	369 020	240 092	
9	384 067	261 466	
10	412 657	278 222	
11	419 245	299 884	
12	432 728	315 273	
13	467 867	344 754	
14	483 678	377 943	
15	502 637	390 181	
16	525 811	412 938	
17	608 046	474 590	
18	622 687	551 564	
19	639 838	581 358	
20	688 166	610 639	
21	711 439	665 537	
22	758 539	704 206	
23	780 977	744 168	
24	806 081	768 429	
25	833 276	807 453	
26	893 670	855 071	
27	949 863	920 082	
28	987 543	970 724	
29	1 031 431	1 012 310	
30	1 091 449	1 086 088	
31	1 123 209	1 171 014	
32	1 154 652	1 206 228	
33	1 167 289	1 232 851	
34	1 208 883	1 306 661	
35	1 246 184	1 362 367	
36	1 263 918	1 431 363	
37	1 299 451	1 460 067	
38	1 332 254	1 482 324	
39	1 360 726	1 509 177	
40	1 385 454	1 525 784	
41	1 408 552	1 556 322	
42	1 481 417	1 588 876	
43	1 485 994	1 627 470	
44	1 500 866	1 662 937	
45	1 518 356	1 687 142	
46	1 537 009	1 711 262	
47	1 558 188	1 743 523	
48	1 576 986	1 781 962	
49	1 647 718	1 814 636	
50	1 670 212	1 868 431	
51	1 692 517	1 907 268	
52	1 710 958	1 938 833	
53	1 719 669	1 959 859	

Rapeseed oil			
week	2020/21	2021/22	2022/23
1	1175	2667	3288
2	5 573	7 789	7 812
3	8 591	13 967	
4	10 444	18 770	
5	17 557	24 023	
6	24 336	32 458	
7	30 856	46 442	
8	48 618	52 780	
9	55 911	73 484	
10	62 685	83 471	
11	73 567	92 708	
12	78 739	103 322	
13	86 113	121 712	
14	92 598	159 021	
15	98 040	167 689	
16	109 291	180 047	
17	114 035	198 137	
18	117 987	216 063	
19	122 604	221 651	
20	125 079	227 822	
21	129 502	237 864	
22	136 800	250 445	
23	139 955	264 426	
24	143 541	279 671	
25	146 233	297 832	
26	148 025	309 197	
27	151 098	318 699	
28	156 195	336 961	
29	159 136	351 866	
30	164 771	362 308	
31	167 364	371 794	
32	169 696	379 030	
33	171 975	391 016	
34	174 879	395 529	
35	176 070	413 191	
36	177 737	432 600	
37	178 974	441 621	
38	188 794	450 040	
39	193 732	460 599	
40	196 827	482 992	
41	202 561	499 425	
42	207 412	509 666	
43	213 346	515 273	
44	217 211	522 090	
45	219 407	533 134	
46	222 657	538 632	
47	230 088	548 789	
48	238 363	558 263	
49	242 324	564 934	
50	247 133	578 227	
51	254 380	584 099	
52	259 318	601 399	
53	263 232	607 129	

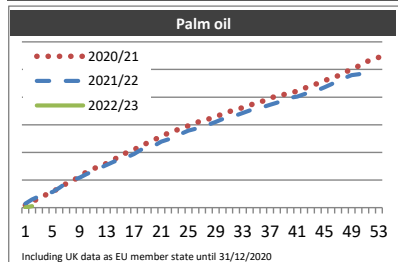
Soya oil			
week	2020/21	2021/22	2022/23
1	3142	4919	2003
2	18 365	31 359	7 005
3	26 725	37 015	
4	37 959	44 615	
5	51 088	50 578	
6	60 397	56 029	
7	68 736	87 132	
8	77 396	95 408	
9	86 162	102 022	
10	101 124	113 073	
11	112 405	117 221	
12	121 536	144 516	
13	142 066	151 514	
14	156 883	156 207	
15	164 181	164 068	
16	178 523	173 289	
17	190 536	199 402	
18	201 258	212 992	
19	209 001	220 361	
20	217 547	225 032	
21	226 999	232 527	
22	234 614	241 288	
23	240 806	248 795	
24	245 739	257 818	
25	254 908	265 472	
26	270 369	270 905	
27	274 960	278 400	
28	278 005	304 717	
29	285 198	313 137	
30	292 416	319 473	
31	301 869	327 650	
32	310 205	356 499	
33	316 623	364 247	
34	323 639	370 752	
35	331 028	381 013	
36	339 930	388 063	
37	350 533	394 608	
38	361 078	400 505	
39	370 198	405 222	
40	377 879	413 395	
41	384 773	417 702	
42	392 544	427 004	
43	398 416	435 651	
44	410 017	448 380	
45	416 349	455 832	
46	425 075	462 131	
47	431 557	468 026	
48	438 956	474 924	
49	445 652	485 582	
50	455 599	492 144	
51	464 176	496 917	
52	472 358	504 147	
53	474 403	507 089	



Week 1 to 2 from 01/07/2022 to 10/07/2022

(tonnes)

Palm oil			
week	2020/21	2021/22	2022/23
1	89490	39918	9262
2	214 613	143 666	54 477
3	335 253	297 795	
4	465 888	411 218	
5	567 372	515 596	
6	723 520	566 686	
7	865 803	722 030	
8	985 514	890 778	
9	1 126 309	996 486	
10	1 293 478	1 088 896	
11	1 405 815	1 217 388	
12	1 499 626	1 327 765	
13	1 606 954	1 438 693	
14	1 737 741	1 551 462	
15	1 891 987	1 664 673	
16	1 997 148	1 749 937	
17	2 101 959	1 828 472	
18	2 230 820	1 945 770	
19	2 352 967	2 094 611	
20	2 466 587	2 172 672	
21	2 555 917	2 244 590	
22	2 698 317	2 387 069	
23	2 787 257	2 465 450	
24	2 866 567	2 521 762	
25	2 966 205	2 688 081	
26	3 050 176	2 790 611	
27	3 165 896	2 852 154	
28	3 210 614	2 935 306	
29	3 301 596	3 016 716	
30	3 377 427	3 104 722	
31	3 474 290	3 205 793	
32	3 553 425	3 276 269	
33	3 620 068	3 341 993	
34	3 698 774	3 428 948	
35	3 802 239	3 519 568	
36	3 861 704	3 593 400	
37	3 951 026	3 645 844	
38	4 056 969	3 723 721	
39	4 094 277	3 797 230	
40	4 145 351	3 895 946	
41	4 219 180	3 976 476	
42	4 314 225	4 017 212	
43	4 420 948	4 110 791	
44	4 488 482	4 186 063	
45	4 597 524	4 249 763	
46	4 687 762	4 356 525	
47	4 774 085	4 471 192	
48	4 891 788	4 586 949	
49	5 022 575	4 701 243	
50	5 122 101	4 798 070	
51	5 260 015	4 823 890	
52	5 373 045	4 872 314	
53	5 439 683	4 909 547	



Week 1 to 2 from 01/07/2022 to 10/07/2022

Summary

Export (tonnes)	Soyabeans	Rapeseed	Sunflower- seed	Soyameal	Rapeseed meal	Sunflower- seed meal	Soyaoil	Rapeseed oil	Sunflower- seed oil	Palm oil
BE	139		11	300			65	250	466	80
BG			2 524			12 163		17	443	
CZ									56	
DK	2	3	1	21				598		330
DE	98	376	17	2 548	592	1 871	148	474	200	294
EE								79	84	107
IE										
EL				898			66		3	47
ES		5 144	1	206			16 966	504	2 463	43
FR	221	3 382	69	25	248	96	96	824	2 727	
HR		25	8						138	
IT			1	180		76	5 022	55	447	66
CY										
LV			1							
LT		12	1	6 582	1 949	1 670		3 928	79	
LU										
HU		95	1	50		49			358	1
MT										
NL	1		25	5 965		2 144	3 898	2 081	1 568	739
AT	31	64	72	156		131		25	227	
PL	277	19	5	51			9	404	897	43
PT				22			511		3	
RO		15	1 800	75		27			6 136	
SI								20		
SK						25				
FI					3 300			4		
SE			25		2 353		5	327	32	315
XI										
EU*	769	9 134	4 562	17 080	8 442	18 252	26 789	9 589	16 326	2 065

* The United Kingdom is no longer a Member State of the European Union, however until the end of the transition period it was still a part of the EU Customs Union. Due to the absence of intra-trade data in the surveillance system, the totals of the EU trade data therefore also include the UK data until 31/12/2020. The data as of 1/1/2021 is therefore not comparable with the data until 31/12/2020.

Top 5 export destinations* - Marketing Year 2022/23 (update of 10/07/2022)

Soyabeans		
Destination	tonnes	share
Switzerland	282	36.7%
Belarus	277	36.0%
United Kingdom	138	18.0%
Taiwan	68	8.8%
Norway	2	0.3%

Rapeseed		
Destination	tonnes	share
United Kingdom	8 058	88.2%
Ukraine	632	6.9%
Russia	133	1.5%
Belarus	96	1.0%
	40	0.4%

Sunflowerseed		
Destination	tonnes	share
Turkey	1 800	39.5%
United Kingdom	894	19.6%
United States of America	770	16.9%
Canada	353	7.7%
Norway	202	4.4%

Soyameal		
Destination	tonnes	share
United Kingdom	8 406	49.2%
Uzbekistan	4 947	29.0%
Azerbaijan	1 501	8.8%
Switzerland	717	4.2%
North Macedonia	717	4.2%

Rapeseed meal		
Destination	tonnes	share
Norway	7 603	90.1%
Switzerland	840	9.9%
Iceland	0	0.0%

Sunflowerseed meal		
Destination	tonnes	share
Morocco	11 961	65.5%
United Kingdom	3 864	21.2%
Norway	1 850	10.1%
Switzerland	375	2.1%
North Macedonia	128	0.7%

Sunflowerseed oil		
Destination	tonnes	share
South Africa	6 001	36.8%
United Kingdom	5 154	31.6%
United States of America	1 034	6.3%
Nepal	510	3.1%
Israel	473	2.9%

Rapeseed oil		
Destination	tonnes	share
Norway	5 028	52.4%
United Kingdom	2 865	29.9%
Israel	370	3.9%
Brazil	246	2.6%
United States of America	236	2.5%

Soyaoil		
Destination	tonnes	share
Morocco	15 202	56.7%
United Kingdom	7 244	27.0%
Tunisia	2 000	7.5%
Israel	519	1.9%
Trinidad and Tobago	350	1.3%

Palm oil		
Destination	tonnes	share
United Kingdom	651	31.5%
Russia	328	15.9%
Ukraine	285	13.8%
Algeria	198	9.6%
Uruguay	150	7.2%

* The United Kingdom is no longer a Member State of the European Union, however until the end of the transition period it was still a part of the EU Customs Union. Due to the absence of intra-trade data in the surveillance system, the totals of the EU trade data therefore also include the UK data until 31/12/2020. The data as of 1/1/2021 is therefore not comparable with the data until 31/12/2020.

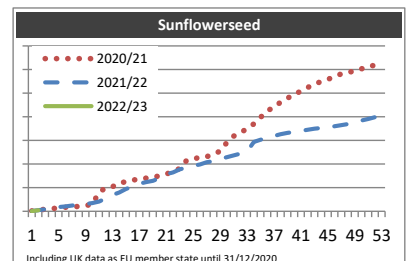
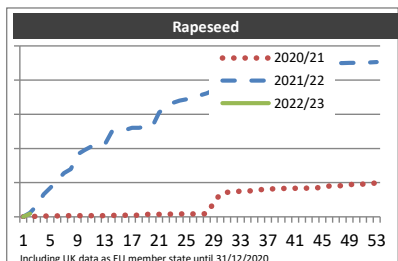
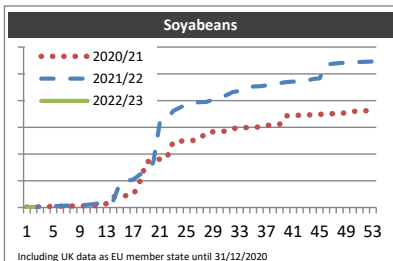
Week 1 to 2 from 01/07/2022 to 10/07/2022

(tonnes)

Soyabeans			
week	2020/21	2021/22	2022/23
1	730	171	134
2	1 194	831	769
3	1 430	1 370	
4	1 671	1 869	
5	2 067	2 455	
6	2 353	2 762	
7	2 567	3 721	
8	2 884	4 116	
9	3 011	4 513	
10	3 117	4 785	
11	3 321	6 067	
12	3 925	8 373	
13	7 269	11 353	
14	20 230	13 241	
15	21 185	45 989	
16	22 221	50 166	
17	23 959	52 319	
18	49 653	62 103	
19	85 883	66 259	
20	86 365	84 778	
21	90 802	160 374	
22	91 468	164 550	
23	123 174	180 571	
24	123 952	187 017	
25	125 381	193 462	
26	125 680	195 625	
27	128 876	197 148	
28	140 953	197 542	
29	141 624	202 047	
30	142 178	203 942	
31	143 066	209 997	
32	148 015	216 020	
33	148 739	218 103	
34	149 327	220 195	
35	150 051	226 149	
36	150 737	226 843	
37	153 070	228 375	
38	154 661	230 856	
39	155 802	232 569	
40	171 350	234 667	
41	171 714	235 506	
42	172 498	236 387	
43	173 100	237 105	
44	173 544	240 475	
45	174 067	241 497	
46	174 751	267 652	
47	175 703	268 866	
48	176 277	269 980	
49	176 900	271 014	
50	179 697	271 394	
51	180 378	271 933	
52	180 883	272 582	
53	181 066	273 005	

Rapeseed			
week	2020/21	2021/22	2022/23
1	391	490	338
2	1 006	11 786	9 134
3	1 661	32 963	
4	2 206	66 063	
5	2 674	85 589	
6	2 984	106 206	
7	3 118	127 820	
8	3 148	139 481	
9	3 228	182 963	
10	3 279	195 014	
11	3 372	205 868	
12	3 439	209 273	
13	3 666	212 305	
14	4 297	248 666	
15	4 372	252 030	
16	4 469	254 245	
17	4 567	260 154	
18	4 928	260 493	
19	7 222	263 712	
20	7 407	264 073	
21	7 483	305 887	
22	7 869	320 136	
23	8 156	333 469	
24	8 438	339 753	
25	8 773	343 620	
26	8 811	350 170	
27	8 835	355 554	
28	8 892	360 944	
29	39 917	370 296	
30	67 537	379 557	
31	71 616	386 017	
32	71 810	386 366	
33	75 585	389 242	
34	75 669	395 984	
35	76 407	399 372	
36	79 569	402 480	
37	79 647	402 612	
38	82 615	405 663	
39	83 082	408 858	
40	83 211	412 709	
41	83 438	413 066	
42	83 620	416 284	
43	84 028	419 487	
44	84 369	419 561	
45	87 560	424 966	
46	90 238	435 487	
47	90 467	449 548	
48	90 980	449 883	
49	94 666	450 169	
50	95 222	450 353	
51	95 869	451 020	
52	96 314	451 875	
53	99 768	452 757	

Sunflowerseed			
week	2020/21	2021/22	2022/23
1	1 753	1 194	699
2	5 401	4 607	4 562
3	8 174	8 443	
4	11 769	13 255	
5	14 548	17 396	
6	16 519	20 933	
7	18 600	24 428	
8	20 193	27 609	
9	24 761	30 728	
10	28 606	34 300	
11	80 140	41 083	
12	99 508	54 767	
13	103 653	69 186	
14	120 793	79 320	
15	124 713	94 580	
16	131 953	104 523	
17	136 528	116 972	
18	140 328	123 342	
19	144 828	129 135	
20	149 863	139 843	
21	157 187	157 546	
22	171 608	164 571	
23	180 963	177 678	
24	214 746	185 378	
25	221 090	192 223	
26	228 892	198 270	
27	230 831	207 254	
28	242 180	212 655	
29	254 730	221 254	
30	291 738	229 173	
31	317 470	236 541	
32	332 663	244 150	
33	349 787	253 044	
34	370 084	293 335	
35	397 621	302 710	
36	427 451	308 501	
37	437 091	318 414	
38	462 414	326 051	
39	477 625	331 557	
40	498 209	335 849	
41	507 177	340 788	
42	523 994	344 886	
43	539 956	349 247	
44	547 810	352 130	
45	558 190	354 372	
46	571 053	359 788	
47	581 490	364 257	
48	587 896	369 145	
49	593 886	376 470	
50	602 743	384 428	
51	613 511	390 866	
52	618 136	398 684	
53	620 400	401 987	



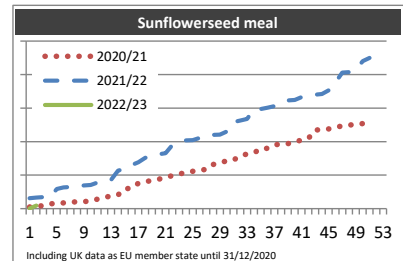
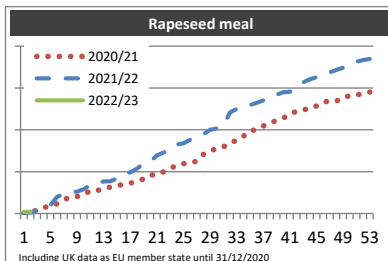
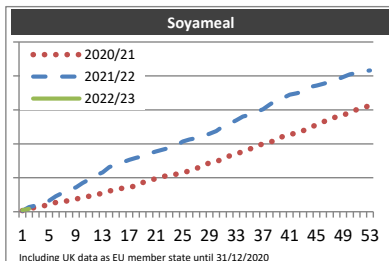
Week 1 to 2 from 01/07/2022 to 10/07/2022

(tonnes)

Soyameal			
week	2020/21	2021/22	2022/23
1	6 588	5 225	9 478
2	16 524	28 078	17 080
3	25 894	36 288	
4	34 125	52 386	
5	40 168	65 668	
6	54 923	91 459	
7	59 881	111 093	
8	65 555	131 732	
9	74 647	143 155	
10	84 143	169 225	
11	90 840	189 418	
12	96 270	215 405	
13	111 757	231 853	
14	121 785	262 999	
15	128 705	276 981	
16	138 851	292 095	
17	145 293	306 156	
18	151 413	318 090	
19	172 040	327 276	
20	182 097	343 551	
21	196 445	355 421	
22	208 816	365 441	
23	212 414	376 692	
24	221 318	390 774	
25	232 155	413 365	
26	239 221	425 695	
27	253 495	433 290	
28	272 709	446 819	
29	287 084	459 215	
30	295 205	475 125	
31	311 457	502 548	
32	328 700	519 215	
33	338 047	538 519	
34	356 268	560 360	
35	367 970	570 551	
36	387 906	588 005	
37	399 581	603 754	
38	409 532	631 587	
39	422 087	657 011	
40	445 323	669 995	
41	456 913	689 263	
42	462 012	697 764	
43	477 516	707 251	
44	493 965	734 868	
45	512 557	743 258	
46	527 896	753 679	
47	549 054	765 207	
48	558 169	777 627	
49	567 727	793 392	
50	588 027	809 203	
51	600 586	816 873	
52	614 267	829 167	
53	624 830	832 133	

Rapeseed meal			
week	2020/21	2021/22	2022/23
1	416	2 601	7 626
2	7 928	4 583	8 442
3	15 462	14 864	
4	28 928	32 875	
5	35 988	39 888	
6	46 151	80 465	
7	65 723	92 657	
8	79 206	101 180	
9	80 913	104 299	
10	89 058	116 183	
11	110 024	136 493	
12	110 802	146 450	
13	113 551	153 395	
14	127 316	154 489	
15	132 228	166 924	
16	140 919	192 126	
17	145 066	196 667	
18	155 468	214 673	
19	164 336	239 920	
20	183 807	248 521	
21	185 171	277 739	
22	199 330	291 389	
23	214 083	302 324	
24	231 331	329 330	
25	238 413	335 758	
26	240 193	352 975	
27	251 809	368 691	
28	282 818	378 930	
29	299 957	399 717	
30	309 582	406 982	
31	317 399	420 184	
32	339 677	483 925	
33	349 022	499 497	
34	369 621	504 110	
35	395 822	518 448	
36	400 489	528 588	
37	418 119	541 095	
38	435 484	550 133	
39	443 619	568 324	
40	457 285	579 438	
41	469 484	582 140	
42	491 486	606 598	
43	494 927	626 842	
44	503 170	642 253	
45	514 211	651 869	
46	532 920	660 206	
47	535 945	674 689	
48	537 572	686 524	
49	556 418	696 838	
50	561 897	710 738	
51	565 898	725 894	
52	574 151	733 908	
53	580 445	738 651	

Sunflowerseed meal			
week	2020/21	2021/22	2022/23
1	1 272	50 401	1 050
2	9 284	56 728	18 252
3	10 012	62 197	
4	14 992	66 676	
5	17 595	68 170	
6	29 147	69 493	
7	30 035	117 235	
8	34 717	127 131	
9	38 885	129 825	
10	41 099	135 069	
11	41 847	138 463	
12	44 973	141 283	
13	56 767	156 010	
14	65 493	157 847	
15	77 186	172 954	
16	82 252	226 193	
17	118 173	237 522	
18	121 060	260 079	
19	151 712	276 473	
20	161 265	302 730	
21	168 078	311 267	
22	175 169	323 789	
23	187 485	330 960	
24	196 314	379 177	
25	207 363	394 859	
26	215 463	407 365	
27	223 246	409 118	
28	230 252	421 858	
29	233 354	425 031	
30	263 721	440 001	
31	271 808	441 602	
32	286 309	460 636	
33	290 123	516 374	
34	316 104	525 612	
35	325 530	535 034	
36	331 948	592 516	
37	359 033	595 175	
38	359 843	602 689	
39	381 507	611 678	
40	385 395	631 232	
41	388 251	645 726	
42	402 473	649 037	
43	407 021	665 985	
44	417 377	674 686	
45	468 801	679 557	
46	470 790	683 904	
47	475 573	707 068	
48	486 407	755 371	
49	493 525	811 605	
50	497 686	815 231	
51	503 443	831 844	
52	507 822	880 843	
53	508 547	899 564	



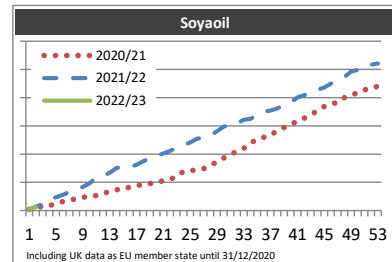
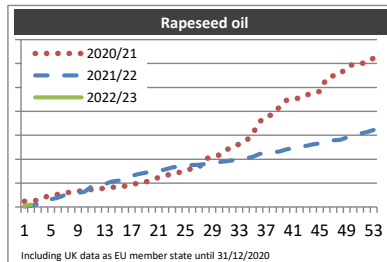
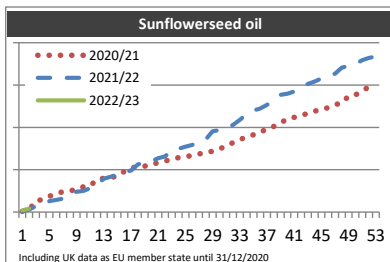
Week 1 to 2 from 01/07/2022 to 10/07/2022

(tonnes)

Sunflowerseed oil			
week	2020/21	2021/22	2022/23
1	3 133	4 828	7 818
2	9 354	11 421	16 326
3	54 568	28 155	
4	58 982	33 476	
5	75 673	52 293	
6	85 981	57 149	
7	96 855	63 650	
8	101 177	87 981	
9	105 964	96 215	
10	120 146	100 555	
11	123 143	112 506	
12	155 393	131 387	
13	159 527	157 349	
14	164 321	166 842	
15	169 348	177 985	
16	192 150	190 396	
17	208 683	196 451	
18	213 655	225 153	
19	217 251	232 847	
20	222 158	239 672	
21	235 101	254 468	
22	242 320	263 443	
23	247 606	294 411	
24	257 711	299 855	
25	262 877	308 722	
26	266 620	317 004	
27	274 808	336 019	
28	282 585	344 046	
29	287 327	381 650	
30	299 660	387 457	
31	309 962	396 264	
32	328 706	411 814	
33	342 692	435 712	
34	355 601	463 397	
35	365 740	480 411	
36	374 383	488 949	
37	396 222	507 094	
38	405 219	530 473	
39	421 078	553 851	
40	439 937	559 508	
41	447 357	570 204	
42	457 649	592 725	
43	464 943	605 494	
44	477 078	616 336	
45	484 348	631 095	
46	493 328	642 998	
47	507 942	653 762	
48	514 605	682 689	
49	548 616	690 688	
50	554 036	699 994	
51	571 365	718 020	
52	592 337	727 870	
53	596 003	735 178	

Rapeseed oil			
week	2020/21	2021/22	2022/23
1	23 848	1 563	4 408
2	25 773	5 256	9 589
3	27 461	11 931	
4	40 983	14 750	
5	50 315	32 697	
6	52 636	39 033	
7	59 429	49 635	
8	61 995	54 051	
9	65 203	58 728	
10	70 300	64 138	
11	73 132	86 274	
12	75 794	89 617	
13	78 373	95 800	
14	81 821	106 129	
15	84 319	109 955	
16	87 402	123 024	
17	91 278	130 663	
18	101 650	137 247	
19	104 869	143 381	
20	112 952	147 331	
21	123 791	151 270	
22	130 616	157 284	
23	140 579	165 358	
24	144 370	169 634	
25	155 243	173 605	
26	159 917	175 672	
27	164 401	176 537	
28	203 671	180 281	
29	206 781	183 983	
30	216 875	187 513	
31	240 145	190 829	
32	246 374	194 753	
33	264 116	199 816	
34	275 647	203 358	
35	305 625	209 449	
36	355 273	221 855	
37	380 915	225 999	
38	385 067	229 224	
39	419 465	232 261	
40	446 242	241 481	
41	452 505	246 157	
42	455 683	252 512	
43	469 510	255 846	
44	473 679	262 218	
45	484 020	266 310	
46	539 230	272 102	
47	548 701	278 804	
48	554 546	281 277	
49	586 624	290 457	
50	596 962	299 487	
51	600 532	307 068	
52	603 245	313 121	
53	623 111	321 955	

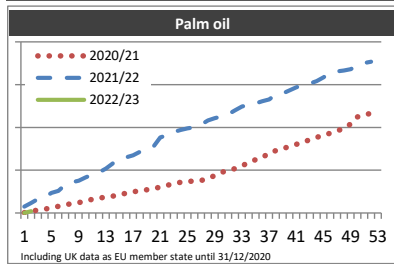
Soya oil			
week	2020/21	2021/22	2022/23
1	8 643	4 854	8 890
2	18 441	29 073	26 789
3	30 147	44 355	
4	32 525	82 145	
5	52 210	94 083	
6	62 820	111 884	
7	74 155	131 758	
8	83 069	149 253	
9	93 380	167 823	
10	98 324	192 156	
11	106 757	235 068	
12	125 782	246 467	
13	130 706	268 458	
14	145 865	302 860	
15	161 628	306 384	
16	163 581	309 521	
17	173 561	324 181	
18	188 130	348 986	
19	191 406	370 328	
20	196 821	388 174	
21	211 640	403 298	
22	220 282	422 746	
23	243 321	445 436	
24	276 748	465 639	
25	282 048	482 131	
26	288 856	508 229	
27	296 630	517 119	
28	324 895	530 314	
29	341 719	562 820	
30	372 534	595 185	
31	395 987	606 772	
32	421 913	619 034	
33	442 131	643 300	
34	480 064	649 833	
35	503 301	678 692	
36	520 466	700 671	
37	532 811	709 826	
38	568 071	723 674	
39	589 213	750 633	
40	610 559	765 797	
41	632 998	801 621	
42	654 555	817 527	
43	679 485	843 877	
44	705 607	856 609	
45	737 049	872 595	
46	755 907	900 412	
47	765 685	925 629	
48	799 972	947 607	
49	813 270	984 971	
50	837 554	997 380	
51	854 914	1 021 575	
52	869 129	1 034 752	
53	880 008	1 042 134	



Week 1 to 2 from 01/07/2022 to 10/07/2022

(tonnes)

Palm oil			
week	2020/21	2021/22	2022/23
1	367	3 816	163
2	2 017	7 478	2 065
3	3 467	11 538	
4	4 394	16 174	
5	6 343	18 906	
6	7 810	23 471	
7	9 270	25 899	
8	11 090	32 873	
9	12 200	35 858	
10	13 685	37 637	
11	16 112	41 692	
12	17 285	44 657	
13	18 498	47 509	
14	19 767	51 958	
15	21 756	57 965	
16	23 092	63 028	
17	24 771	65 185	
18	25 960	67 414	
19	27 154	71 567	
20	28 354	73 771	
21	30 194	77 418	
22	32 240	88 293	
23	34 272	90 911	
24	36 012	94 859	
25	36 779	97 081	
26	37 501	98 798	
27	37 903	100 227	
28	40 326	103 345	
29	43 783	108 235	
30	47 471	110 890	
31	49 474	112 785	
32	51 994	115 516	
33	55 073	120 182	
34	59 211	124 438	
35	62 234	126 372	
36	64 671	128 064	
37	70 427	130 596	
38	72 873	132 828	
39	75 289	138 273	
40	77 367	139 801	
41	80 266	143 237	
42	82 097	146 858	
43	86 025	149 343	
44	88 248	151 310	
45	91 204	154 132	
46	93 243	158 594	
47	96 000	163 738	
48	98 743	165 508	
49	104 027	166 644	
50	112 437	167 952	
51	114 335	172 191	
52	116 738	175 277	
53	118 080	176 784	



Calendar of Marketing Year weeks

Week	2020/21		2021/22		2022/23	
	Start	End	Start	End	Start	End
1	01/07/2020	05/07/2020	01/07/2021	04/07/2021	01/07/2022	03/07/2022
2	06/07/2020	12/07/2020	05/07/2021	11/07/2021	04/07/2022	10/07/2022
3	13/07/2020	19/07/2020	12/07/2021	18/07/2021	11/07/2022	17/07/2022
4	20/07/2020	26/07/2020	19/07/2021	25/07/2021	18/07/2022	24/07/2022
5	27/07/2020	02/08/2020	26/07/2021	01/08/2021	25/07/2022	31/07/2022
6	03/08/2020	09/08/2020	02/08/2021	08/08/2021	01/08/2022	07/08/2022
7	10/08/2020	16/08/2020	09/08/2021	15/08/2021	08/08/2022	14/08/2022
8	17/08/2020	23/08/2020	16/08/2021	22/08/2021	15/08/2022	21/08/2022
9	24/08/2020	30/08/2020	23/08/2021	29/08/2021	22/08/2022	28/08/2022
10	31/08/2020	06/09/2020	30/08/2021	05/09/2021	29/08/2022	04/09/2022
11	07/09/2020	13/09/2020	06/09/2021	12/09/2021	05/09/2022	11/09/2022
12	14/09/2020	20/09/2020	13/09/2021	19/09/2021	12/09/2022	18/09/2022
13	21/09/2020	27/09/2020	20/09/2021	26/09/2021	19/09/2022	25/09/2022
14	28/09/2020	04/10/2020	27/09/2021	03/10/2021	26/09/2022	02/10/2022
15	05/10/2020	11/10/2020	04/10/2021	10/10/2021	03/10/2022	09/10/2022
16	12/10/2020	18/10/2020	11/10/2021	17/10/2021	10/10/2022	16/10/2022
17	19/10/2020	25/10/2020	18/10/2021	24/10/2021	17/10/2022	23/10/2022
18	26/10/2020	01/11/2020	25/10/2021	31/10/2021	24/10/2022	30/10/2022
19	02/11/2020	08/11/2020	01/11/2021	07/11/2021	31/10/2022	06/11/2022
20	09/11/2020	15/11/2020	08/11/2021	14/11/2021	07/11/2022	13/11/2022
21	16/11/2020	22/11/2020	15/11/2021	21/11/2021	14/11/2022	20/11/2022
22	23/11/2020	29/11/2020	22/11/2021	28/11/2021	21/11/2022	27/11/2022
23	30/11/2020	06/12/2020	29/11/2021	05/12/2021	28/11/2022	04/12/2022
24	07/12/2020	13/12/2020	06/12/2021	12/12/2021	05/12/2022	11/12/2022
25	14/12/2020	20/12/2020	13/12/2021	19/12/2021	12/12/2022	18/12/2022
26	21/12/2020	27/12/2020	20/12/2021	26/12/2021	19/12/2022	25/12/2022
27	28/12/2020	03/01/2021	27/12/2021	02/01/2022	26/12/2022	01/01/2023
28	04/01/2021	10/01/2021	03/01/2022	09/01/2022	02/01/2023	08/01/2023
29	11/01/2021	17/01/2021	10/01/2022	16/01/2022	09/01/2023	15/01/2023
30	18/01/2021	24/01/2021	17/01/2022	23/01/2022	16/01/2023	22/01/2023
31	25/01/2021	31/01/2021	24/01/2022	30/01/2022	23/01/2023	29/01/2023
32	01/02/2021	07/02/2021	31/01/2022	06/02/2022	30/01/2023	05/02/2023
33	08/02/2021	14/02/2021	07/02/2022	13/02/2022	06/02/2023	12/02/2023
34	15/02/2021	21/02/2021	14/02/2022	20/02/2022	13/02/2023	19/02/2023
35	22/02/2021	28/02/2021	21/02/2022	27/02/2022	20/02/2023	26/02/2023
36	01/03/2021	07/03/2021	28/02/2022	06/03/2022	27/02/2023	05/03/2023
37	08/03/2021	14/03/2021	07/03/2022	13/03/2022	06/03/2023	12/03/2023
38	15/03/2021	21/03/2021	14/03/2022	20/03/2022	13/03/2023	19/03/2023
39	22/03/2021	28/03/2021	21/03/2022	27/03/2022	20/03/2023	26/03/2023
40	29/03/2021	04/04/2021	28/03/2022	03/04/2022	27/03/2023	02/04/2023
41	05/04/2021	11/04/2021	04/04/2022	10/04/2022	03/04/2023	09/04/2023
42	12/04/2021	18/04/2021	11/04/2022	17/04/2022	10/04/2023	16/04/2023
43	19/04/2021	25/04/2021	18/04/2022	24/04/2022	17/04/2023	23/04/2023
44	26/04/2021	02/05/2021	25/04/2022	01/05/2022	24/04/2023	30/04/2023
45	03/05/2021	09/05/2021	02/05/2022	08/05/2022	01/05/2023	07/05/2023
46	10/05/2021	16/05/2021	09/05/2022	15/05/2022	08/05/2023	14/05/2023
47	17/05/2021	23/05/2021	16/05/2022	22/05/2022	15/05/2023	21/05/2023
48	24/05/2021	30/05/2021	23/05/2022	29/05/2022	22/05/2023	28/05/2023
49	31/05/2021	06/06/2021	30/05/2022	05/06/2022	29/05/2023	04/06/2023
50	07/06/2021	13/06/2021	06/06/2022	12/06/2022	05/06/2023	11/06/2023
51	14/06/2021	20/06/2021	13/06/2022	19/06/2022	12/06/2023	18/06/2023
52	21/06/2021	27/06/2021	20/06/2022	26/06/2022	19/06/2023	25/06/2023
53	28/06/2021	30/06/2021	27/06/2022	30/06/2022	26/06/2023	30/06/2023