

This report presents data until 14/08/2022 included. However, please note that data might not be complete until that date. We apologise for the inconvenience.

The coming reports are foreseen to be published on 22/8 and 29/8 at 16h.

Trade monitoring through customs surveillance data

The TAXUD surveillance system ("customs surveillance") records and centralizes all trade data (import and exports) directly from the national customs authorities on a daily basis. For each transaction, the stored data contain the information available on the Single Administrative Document (SAD), including the volume and origin of the consignment.

As surveillance system does not include intra-trade data, the UK data as EU partner can't be displayed before 1/1/2021. The data as of 1/1/2021 is therefore not comparable with the data until 31/12/2020.

According to Art.55(2) of Commission Implementing Regulation (EU) 2015/2447, the customs authorities shall provide the Commission at least once a week with data on customs declarations for the goods that have been made subject to surveillance at release for free circulation or at export.

The "customs surveillance" data provide actual and prompt information about the trade (import/export) transaction in terms of volume and origin or destination. The European Commission aims to improve data quality and provide as recent and accurate information as possible. However, Surveillance data are created on the basis of declarations that may be modified, corrected or deleted. Additionally, the legal basis (Regulation (EU) 2015/2447) allows that on specific occasions declaration data may be forwarded with a delay. Therefore, it cannot be guaranteed that information provided is free of errors or that it will not be amended. The European Commission accepts no responsibility with regard to such problems incurred as a result of using these data.

* The United Kingdom is no longer a Member State of the European Union, however until the end of the transition period it was still a part of the EU Customs Union. Due to the absence of intra-trade data in the surveillance system, the totals of the EU trade data therefore also include the UK data until 31/12/2020. The data as of 1/1/2021 is therefore not comparable with the data until 31/12/2020.

Publication of data

This report is published on a weekly basis. In case of a technical issue or another constraint causing delay of the publication, please note that the next upload will be done in the coming days at 12h or 16h.

The data are expressed in quantity of the product itself, unless otherwise stated.
Below the specifications of the products included in the report.

Product	CN code
Soyabeans	1201 10 00; 1201 90 00
Rapeseed	1205 10 10; 1205 10 90; 1205 90 00
Sunflowerseed	1206 00 10; 1206 00 91; 1206 00 99
Soyameal	2304 00 00
Rapeseed meal	2306 41 00; 2306 49 00
Sunflowerseed meal	2306 30 00
Soyaoil	1507 10 10; 1507 10 90; 1507 90 10; 1507 90 90
Rapeseed oil	1514 11 10; 1514 11 90; 1514 19 10; 1514 19 90; 1514 91 10; 1514 91 90; 1514 99 10; 1514 99 90
Sunflowerseed oil	1512 11 10; 1512 11 91; 1512 11 99; 1512 19 10; 1512 19 90
Palm oil	1511 10 10; 1511 10 90; 1511 90 11; 15119019; 15119091; 15119099

- XI refers to Northern Ireland

- the weekly reference period is from Monday to Sunday

Cumul of week 1 to 7

(tonnes)	EU*		EU*		EU + UK	
	01/07/2022 - 14/08/2022		01/07/2021 - 15/08/2021		01/07/2020 - 16/08/2020	
	Export	Import	Export	Import	Export	Import
Soyabeans	4,779	1,565,378	3,721	1,771,183	2,567	2,034,261
Rapeseed	95,953	718,647	127,820	435,611	3,119	447,212
Sunflowerseed	22,587	425,776	24,428	17,808	18,600	37,766
Total seeds	123,320	2,709,801	155,968	2,224,602	24,286	2,519,239
Soyameal	67,202	1,674,275	111,093	1,984,315	59,881	2,448,836
Rapeseed meal	66,589	46,505	92,657	88,211	65,723	31,119
Sunflowerseed meal	108,349	249,514	117,235	272,441	30,035	313,975
Total meals	242,140	1,970,294	320,986	2,344,967	155,639	2,793,931
Soyaoil	139,413	39,135	131,758	87,140	74,155	68,736
Rapeseed oil	49,193	45,023	49,635	46,477	59,429	30,856
Sunflowerseed oil	88,190	191,978	63,650	188,648	96,855	300,503
Palm oil	29,027	444,843	25,899	723,426	9,270	865,803
Total oils	305,823	720,978	270,942	1,045,690	239,709	1,265,898
General Total	671,283	5,401,073	747,896	5,615,259	419,634	6,579,068

* The United Kingdom is no longer a Member State of the European Union, however until the end of the transition period it was still a part of the EU Customs Union. Due to the absence of intra-trade data in the surveillance system, the totals of the EU trade data therefore also include the UK data until 31/12/2020. The data as of 1/1/2021 is therefore not comparable with the data until 31/12/2020.

Week 1 to 7 from 01/07/2022 to 14/08/2022

Summary

Import (tonnes)	Soyabeans	Rapeseed	Sunflower- seed	Soyameal	Rapeseed meal	Sunflower- seed meal	Soyaoil	Rapeseed oil	Sunflower- seed oil	Palm oil
BE	74,545	160,409	556	4,259			65	4,553	3,495	8,155
BG	19	1,999	204,562	220		12,949	2,273	107	23,740	394
CZ	902	544	280	86		22	213	195	2,067	
DK	292		259	77,840			3,886		682	6,846
DE	215,641	120,675	1,863	185,802	4,630	7,826	1,188	163	4,231	31,348
EE			508	264	66	679	42	131	211	
IE	35		59	79,749	261		79	555	388	150
EL	28,475	44	276	25,353		21	1,791	2	425	8,172
ES	424,354		5,126	239,446	3,648	13,413	77	987	26,068	151,011
FR	31,070	131,370	10,596	198,476	1,630	41,302	233	71	9,738	7,891
HR		333	3,757	628	803	208	287	24	1,562	1,073
IT	171,421	221	151	83,368	1,301	16,645	24	3	5,405	65,675
CY	1			19,827			366	97	98	
LV	2,581	5,115	23	1,625	1,758	40,694	43	5,416	439	
LT		489	175	8,784	24,712	528	122	15,277	3,427	
LU									20	
HU	906	17,469	55,506	3,324	76	7,594	119		16,768	220
MT							62		212	19
NL	462,431	116,725	23,945	216,112	1,769	48,561	2,821	5,155	7,112	146,846
AT	3,229	451	1,639	1,066		986	349	384	3,567	1
PL	10,142	49,658	3,831	317,241	3,559	50,586	22,066	10,564	69,061	139
PT	113,444	12,858	31,192	56			45			2,648
RO	16,448	91,025	72,981	54,435	25	3,946	1,059	97	7,021	1,395
SI	4,530	157	22	102,914	1,658	3,555	682	685	4,053	
SK	4,134	9,103	8,228						1,088	
FI	156			1,499			20		64	
SE	252		208	10,891			1,082	19	576	12,840
XI	369	1	35	41,011	609		141	537	461	20
EU*	1,565,378	718,647	425,776	1,674,275	46,505	249,514	39,135	45,023	191,978	444,843

* The United Kingdom is no longer a Member State of the European Union, however until the end of the transition period it was still a part of the EU Customs Union. Due to the absence of intra-trade data in the surveillance system, the totals of the EU trade data therefore also include the UK data until 31/12/2020. The data as of 1/1/2021 is therefore not comparable with the data until 31/12/2020.

Top 5 import origins* - Marketing Year 2022/23 (update of 14/08/2022)

Soyabeans		
Origin	tonnes	share
Brazil	989,445	63.2%
United States of America	410,997	26.3%
Ukraine	61,673	3.9%
Uruguay	60,650	3.9%
Canada	19,430	1.2%

Rapeseed		
Origin	tonnes	share
Australia	486,359	67.7%
Ukraine	153,476	21.4%
Canada	30,000	4.2%
Moldova	23,332	3.2%
	16,878	2.3%

Sunflowerseed		
Origin	tonnes	share
Ukraine	397,401	93.3%
Moldova	17,855	4.2%
China	4,795	1.1%
Argentina	1,989	0.5%
Turkey	1,414	0.3%

Soyameal		
Origin	tonnes	share
Brazil	904,779	54.0%
Argentina	573,002	34.2%
Paraguay	62,382	3.7%
Russia	30,911	1.8%
Ukraine	22,091	1.3%

Rapeseed meal		
Origin	tonnes	share
Belarus	18,860	40.6%
Russia	11,049	23.8%
United Kingdom	9,591	20.6%
Kazakhstan	2,499	5.4%

Sunflowerseed meal		
Origin	tonnes	share
Argentina	82,952	33.2%
Ukraine	78,443	31.4%
Russia	71,488	28.7%
Moldova	12,689	5.1%
Bosnia and Herzegovina	2,475	1.0%

Sunflowerseed oil		
Origin	tonnes	share
Ukraine	172,137	89.7%
Moldova	8,491	4.4%
Turkey	2,718	1.4%
South Africa	1,957	1.0%
Serbia	1,794	0.9%

Rapeseed oil		
Origin	tonnes	share
Belarus	25,949	57.6%
United Arab Emirates	5,986	13.3%
Russia	3,465	7.7%
United Kingdom	2,453	5.4%
Virgin Islands, British	2,217	4.9%

Soyaoil		
Origin	tonnes	share
Ukraine	22,747	58.1%
Serbia	7,674	19.6%
Norway	7,156	18.3%
United Kingdom	866	2.2%
Moldova	251	0.6%

Palm oil		
Origin	tonnes	share
Indonesia	135,847	30.5%
Malaysia	124,888	28.1%
Guatemala	94,132	21.2%
Costa Rica	26,654	6.0%
Colombia	21,022	4.7%

* The United Kingdom is no longer a Member State of the European Union, however until the end of the transition period it was still a part of the EU Customs Union. Due to the absence of intra-trade data in the surveillance system, the totals of the EU trade data therefore also include the UK data until 31/12/2020. The data as of 1/1/2021 is therefore not comparable with the data until 31/12/2020.

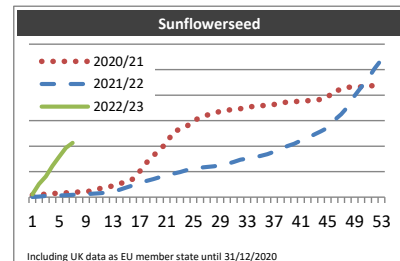
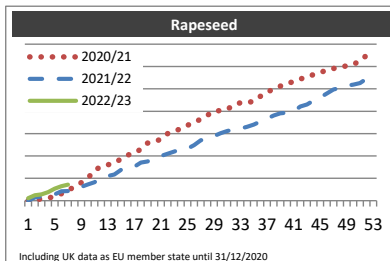
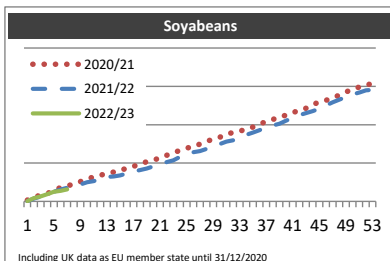
Week 1 to 7 from 01/07/2022 to 14/08/2022

(tonnes)

Soyabeans			
week	2020/21	2021/22	2022/23
1	163413	14050	30942
2	555,679	356,431	427,108
3	809,177	612,285	651,691
4	1,030,274	966,648	934,605
5	1,426,359	1,267,009	1,270,893
6	1,791,837	1,543,189	1,370,842
7	2,034,261	1,771,183	1,565,378
8	2,232,628	2,104,759	
9	2,589,473	2,218,882	
10	2,966,515	2,486,145	
11	3,154,630	2,647,869	
12	3,416,837	2,918,773	
13	3,617,651	3,176,839	
14	3,818,988	3,232,856	
15	4,143,949	3,384,516	
16	4,255,378	3,645,482	
17	4,582,823	3,918,297	
18	4,857,846	4,085,793	
19	5,165,400	4,287,563	
20	5,410,281	4,581,555	
21	5,635,100	4,849,665	
22	6,015,529	5,114,057	
23	6,289,050	5,346,163	
24	6,663,971	5,804,822	
25	6,974,149	6,077,596	
26	7,112,801	6,418,888	
27	7,484,344	6,545,239	
28	7,863,955	6,839,894	
29	8,091,846	7,123,894	
30	8,365,878	7,467,144	
31	8,787,113	7,795,396	
32	8,981,118	7,980,300	
33	9,190,004	8,296,074	
34	9,392,775	8,688,199	
35	9,691,017	8,973,141	
36	10,071,149	9,298,449	
37	10,405,077	9,632,416	
38	10,690,157	9,888,812	
39	11,038,055	10,116,187	
40	11,236,411	10,543,002	
41	11,581,417	10,864,864	
42	11,901,186	11,258,217	
43	12,147,417	11,509,371	
44	12,613,903	11,762,229	
45	12,969,084	12,075,064	
46	13,180,685	12,525,435	
47	13,518,846	12,936,438	
48	13,846,912	13,266,156	
49	14,291,856	13,604,659	
50	14,582,584	13,958,623	
51	14,899,749	14,177,049	
52	15,109,370	14,473,769	
53	15,424,529	14,547,785	

Rapeseed			
week	2020/21	2021/22	2022/23
1	2303	1890	111313
2	30,315	147,372	243,377
3	87,701	185,167	281,658
4	117,612	252,202	381,830
5	191,335	286,826	535,776
6	310,167	418,125	644,884
7	447,212	435,611	718,647
8	634,354	451,018	
9	809,917	617,850	
10	1,005,715	732,158	
11	1,368,635	830,570	
12	1,519,996	1,025,882	
13	1,608,779	1,101,083	
14	1,675,495	1,176,659	
15	1,870,591	1,382,702	
16	2,045,747	1,387,626	
17	2,116,047	1,519,801	
18	2,302,683	1,707,635	
19	2,575,115	1,756,465	
20	2,653,439	1,883,681	
21	2,741,156	1,997,658	
22	3,000,518	2,104,105	
23	3,101,934	2,201,798	
24	3,226,133	2,299,722	
25	3,375,065	2,328,546	
26	3,495,914	2,481,515	
27	3,654,993	2,706,106	
28	3,816,857	2,757,541	
29	4,020,847	2,889,446	
30	4,021,706	3,022,498	
31	4,086,795	3,115,145	
32	4,278,493	3,182,682	
33	4,385,639	3,225,437	
34	4,386,353	3,300,334	
35	4,450,697	3,403,095	
36	4,666,156	3,539,442	
37	4,836,258	3,669,813	
38	5,011,358	3,809,408	
39	5,126,993	3,904,905	
40	5,253,716	3,941,460	
41	5,316,458	4,008,494	
42	5,445,875	4,216,895	
43	5,515,224	4,306,735	
44	5,644,871	4,483,588	
45	5,725,852	4,616,538	
46	5,855,454	4,799,683	
47	5,910,269	4,969,802	
48	5,968,406	5,046,674	
49	6,034,738	5,140,173	
50	6,098,157	5,193,361	
51	6,249,596	5,263,053	
52	6,508,651	5,455,978	
53	6,508,775	5,518,896	

Sunflowerseed			
week	2020/21	2021/22	2022/23
1	16761	1412	21548
2	19,897	4,150	102,684
3	23,107	10,137	162,759
4	27,803	11,968	245,858
5	31,016	13,827	317,004
6	34,177	15,499	388,006
7	37,766	17,808	425,776
8	39,963	19,903	
9	42,104	23,175	
10	50,780	26,289	
11	67,467	29,614	
12	78,060	35,144	
13	88,232	41,972	
14	107,383	58,379	
15	118,575	75,426	
16	143,817	91,995	
17	201,932	109,226	
18	272,010	126,832	
19	323,928	141,814	
20	374,526	156,897	
21	424,028	172,690	
22	513,431	184,872	
23	533,627	196,722	
24	554,478	211,480	
25	601,323	220,903	
26	621,950	231,537	
27	643,023	236,358	
28	653,515	240,900	
29	675,330	248,543	
30	681,005	260,914	
31	689,028	275,764	
32	694,016	294,080	
33	707,479	302,476	
34	711,184	312,253	
35	716,717	322,750	
36	720,903	337,035	
37	727,605	356,849	
38	738,091	381,058	
39	746,185	401,731	
40	749,580	419,108	
41	753,289	445,065	
42	756,451	463,368	
43	760,965	492,026	
44	766,958	517,165	
45	784,670	545,248	
46	837,102	603,879	
47	840,648	651,444	
48	861,598	709,385	
49	863,565	795,591	
50	866,075	863,081	
51	871,040	928,237	
52	875,304	1,011,593	
53	876,698	1,078,568	



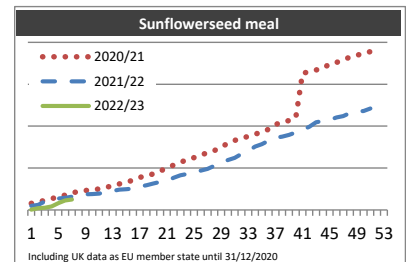
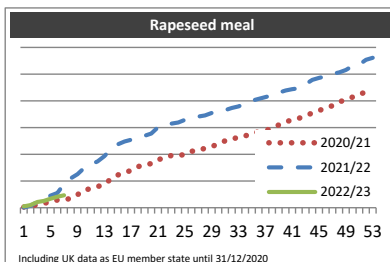
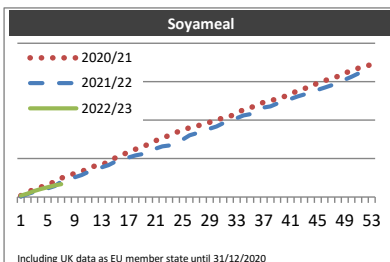
Week 1 to 7 from 01/07/2022 to 14/08/2022

(tonnes)

Soyameal			
week	2020/21	2021/22	2022/23
1	179510	52604	186296
2	576,192	390,984	444,603
3	1,037,063	669,965	790,417
4	1,292,127	854,907	1,057,673
5	1,571,296	1,135,410	1,290,295
6	2,012,516	1,432,248	1,511,836
7	2,448,836	1,984,315	1,674,275
8	2,810,433	2,286,422	
9	3,063,572	2,579,780	
10	3,277,846	2,866,270	
11	3,774,628	3,262,690	
12	4,021,207	3,524,664	
13	4,168,888	3,873,614	
14	4,605,061	4,153,112	
15	5,100,524	4,611,816	
16	5,531,856	4,952,255	
17	5,819,215	5,166,557	
18	6,204,174	5,411,242	
19	6,469,839	5,595,479	
20	6,947,594	5,924,809	
21	7,326,283	6,317,664	
22	7,658,005	6,585,288	
23	8,013,975	6,718,363	
24	8,411,736	7,129,204	
25	8,753,876	7,468,019	
26	8,991,053	8,031,898	
27	9,174,789	8,293,233	
28	9,527,028	8,583,838	
29	9,732,586	8,879,315	
30	10,007,934	9,183,381	
31	10,284,783	9,611,062	
32	10,492,484	9,953,453	
33	10,936,336	10,272,372	
34	11,366,704	10,605,788	
35	11,624,650	10,773,772	
36	11,926,024	11,170,092	
37	12,343,385	11,647,265	
38	12,527,220	11,778,217	
39	12,767,402	12,177,343	
40	13,063,853	12,363,091	
41	13,385,683	12,769,151	
42	13,831,726	13,078,161	
43	14,131,372	13,351,620	
44	14,328,077	13,670,182	
45	14,867,566	13,952,052	
46	15,116,011	14,227,249	
47	15,435,416	14,525,710	
48	15,696,375	14,933,791	
49	16,115,188	15,263,273	
50	16,419,004	15,649,397	
51	16,761,399	16,080,171	
52	16,974,387	16,241,858	
53	17,269,643	16,534,700	

Rapeseed meal			
week	2020/21	2021/22	2022/23
1	2517	787	4966
2	4,198	7,298	10,104
3	12,303	21,470	21,338
4	15,713	34,669	25,147
5	23,499	45,556	34,178
6	28,772	55,018	41,278
7	31,119	88,211	46,505
8	33,891	109,839	
9	48,922	125,415	
10	67,123	148,670	
11	71,166	161,501	
12	79,202	173,273	
13	86,934	192,764	
14	108,011	218,581	
15	122,229	236,993	
16	133,128	248,164	
17	138,726	254,303	
18	153,843	259,363	
19	160,494	269,031	
20	165,189	277,230	
21	181,101	300,838	
22	184,631	304,058	
23	195,504	314,451	
24	196,660	319,016	
25	198,505	328,631	
26	211,655	333,751	
27	212,980	341,669	
28	222,791	345,413	
29	228,456	354,802	
30	238,662	363,577	
31	250,529	365,598	
32	254,702	373,792	
33	266,354	378,982	
34	269,362	389,843	
35	274,855	400,802	
36	285,308	407,809	
37	289,407	414,211	
38	296,634	420,984	
39	310,256	430,407	
40	320,241	439,188	
41	329,839	443,987	
42	334,274	447,177	
43	344,713	462,513	
44	354,887	478,502	
45	363,564	486,281	
46	373,616	491,523	
47	381,741	500,630	
48	396,079	506,363	
49	404,659	515,447	
50	414,231	530,223	
51	425,820	536,380	
52	431,873	553,974	
53	440,814	561,245	

Sunflowerseed meal			
week	2020/21	2021/22	2022/23
1	35885	26171	7352
2	94,071	83,234	41,426
3	157,119	97,880	50,328
4	195,625	120,265	82,386
5	227,778	197,951	164,035
6	269,888	232,858	225,364
7	313,975	272,441	249,514
8	351,413	287,458	
9	405,908	315,307	
10	440,182	358,385	
11	462,890	371,568	
12	484,228	379,654	
13	500,761	392,009	
14	548,793	427,254	
15	564,030	454,760	
16	620,328	484,656	
17	658,886	496,415	
18	712,979	511,335	
19	778,803	558,136	
20	804,815	587,814	
21	864,744	629,990	
22	923,726	669,501	
23	1,013,539	695,107	
24	1,068,096	771,791	
25	1,131,590	825,386	
26	1,205,810	858,886	
27	1,249,601	908,734	
28	1,314,916	939,100	
29	1,361,293	982,419	
30	1,416,868	1,053,239	
31	1,502,772	1,132,287	
32	1,589,189	1,190,262	
33	1,659,070	1,243,705	
34	1,714,453	1,336,828	
35	1,753,907	1,406,068	
36	1,813,705	1,512,341	
37	1,851,284	1,571,398	
38	1,926,666	1,652,605	
39	2,037,469	1,721,229	
40	2,092,880	1,750,713	
41	2,134,726	1,792,777	
42	2,191,810	1,848,719	
43	2,263,589	1,911,400	
44	2,300,553	1,986,034	
45	2,341,100	2,093,451	
46	2,372,738	2,123,753	
47	2,486,612	2,150,328	
48	2,521,477	2,206,656	
49	2,584,059	2,237,622	
50	2,645,512	2,313,403	
51	2,688,625	2,348,086	
52	2,743,893	2,362,733	
53	2,777,842	2,421,111	



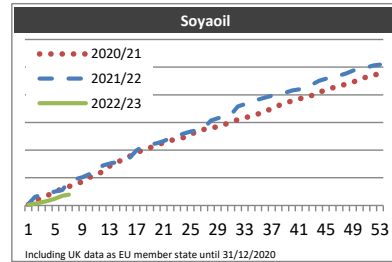
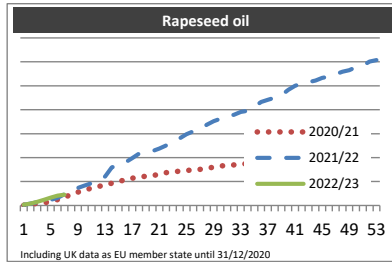
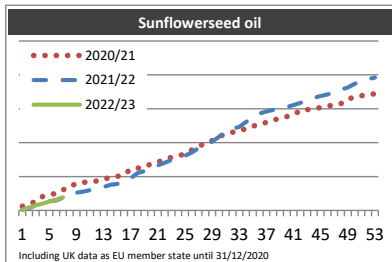
Week 1 to 7 from 01/07/2022 to 14/08/2022

(tonnes)

Sunflowerseed oil			
week	2020/21	2021/22	2022/23
1	61274	11291	10803
2	99,767	32,995	42,711
3	127,510	78,345	75,687
4	206,284	112,683	100,053
5	233,077	136,733	129,860
6	250,043	147,491	161,466
7	300,503	188,648	191,978
8	369,020	240,094	
9	384,067	261,468	
10	412,657	278,224	
11	419,245	299,889	
12	432,728	315,279	
13	467,867	344,761	
14	483,678	377,955	
15	502,637	390,193	
16	525,811	412,951	
17	608,046	474,611	
18	622,687	551,585	
19	639,838	581,379	
20	688,166	610,660	
21	711,439	665,560	
22	758,539	704,229	
23	780,977	744,200	
24	806,081	768,467	
25	833,276	807,492	
26	893,670	855,110	
27	949,863	920,121	
28	987,543	970,762	
29	1,031,431	1,012,349	
30	1,091,449	1,086,127	
31	1,123,209	1,171,053	
32	1,154,652	1,206,267	
33	1,167,289	1,232,889	
34	1,208,883	1,306,700	
35	1,246,184	1,362,406	
36	1,263,918	1,431,401	
37	1,299,451	1,460,106	
38	1,332,254	1,482,363	
39	1,360,726	1,509,216	
40	1,385,454	1,525,823	
41	1,408,552	1,556,361	
42	1,481,417	1,588,915	
43	1,485,994	1,627,509	
44	1,500,866	1,662,976	
45	1,518,356	1,687,181	
46	1,537,009	1,711,302	
47	1,558,188	1,743,563	
48	1,576,986	1,782,002	
49	1,647,718	1,814,676	
50	1,670,212	1,868,471	
51	1,692,517	1,907,376	
52	1,710,958	1,938,941	
53	1,719,669	1,959,968	

Rapeseed oil			
week	2020/21	2021/22	2022/23
1	1175	2667	3288
2	5,573	7,789	7,876
3	8,591	13,967	15,532
4	10,444	18,770	23,500
5	17,557	24,023	32,894
6	24,336	32,458	40,833
7	30,856	46,477	45,023
8	48,618	52,819	
9	55,911	73,545	
10	62,685	83,554	
11	73,567	92,792	
12	78,739	103,406	
13	86,113	121,848	
14	92,598	159,157	
15	98,040	167,825	
16	109,291	180,183	
17	114,035	198,277	
18	117,987	216,203	
19	122,604	221,815	
20	125,079	227,988	
21	129,502	238,053	
22	136,800	250,642	
23	139,955	264,647	
24	143,541	279,898	
25	146,233	298,089	
26	148,025	309,475	
27	151,098	318,977	
28	156,195	337,239	
29	159,136	352,144	
30	164,771	362,585	
31	167,364	372,072	
32	169,696	379,308	
33	171,975	391,294	
34	174,879	395,807	
35	176,084	413,469	
36	177,751	432,878	
37	178,988	441,899	
38	188,808	450,320	
39	193,746	460,877	
40	196,841	483,270	
41	202,575	499,704	
42	207,426	509,945	
43	213,360	515,552	
44	217,225	522,370	
45	219,421	533,413	
46	222,671	538,911	
47	230,102	549,071	
48	238,377	558,570	
49	242,338	565,241	
50	247,147	578,534	
51	254,394	584,415	
52	259,332	601,692	
53	263,246	607,423	

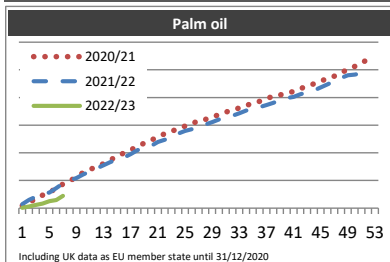
Soyaoil			
week	2020/21	2021/22	2022/23
1	3142	4919	2027
2	18,365	31,359	7,326
3	26,725	37,015	11,466
4	37,959	44,616	17,499
5	51,088	50,579	25,508
6	60,397	56,030	34,517
7	68,736	87,140	39,135
8	77,396	95,415	
9	86,162	102,030	
10	101,124	113,081	
11	112,405	117,248	
12	121,536	144,544	
13	142,066	151,542	
14	156,883	156,234	
15	164,181	164,095	
16	178,523	173,316	
17	190,536	199,430	
18	201,258	213,019	
19	209,001	220,438	
20	217,571	225,127	
21	227,023	232,621	
22	234,638	243,387	
23	240,830	250,893	
24	245,763	259,917	
25	254,932	267,571	
26	270,393	273,004	
27	274,984	280,499	
28	278,029	306,808	
29	285,222	315,236	
30	292,440	321,574	
31	301,893	329,751	
32	310,229	358,600	
33	316,647	366,348	
34	323,663	372,855	
35	331,055	383,115	
36	339,958	390,166	
37	350,561	396,711	
38	361,106	402,607	
39	370,226	407,325	
40	377,906	415,498	
41	384,801	419,816	
42	392,572	429,118	
43	398,443	437,765	
44	410,045	450,494	
45	416,377	457,946	
46	425,102	464,245	
47	431,584	470,145	
48	438,983	477,043	
49	445,680	487,701	
50	455,627	494,263	
51	464,204	499,041	
52	472,386	506,291	
53	474,431	509,234	



Week 1 to 7 from 01/07/2022 to 14/08/2022

(tonnes)

Palm oil			
week	2020/21	2021/22	2022/23
1	89490	39918	13041
2	214,613	143,666	60,222
3	335,253	297,795	116,506
4	465,888	411,218	163,580
5	567,372	515,596	255,696
6	723,520	566,974	296,574
7	865,803	723,426	444,843
8	985,514	893,893	
9	1,126,309	1,001,164	
10	1,293,478	1,093,575	
11	1,405,815	1,222,066	
12	1,499,626	1,332,444	
13	1,606,954	1,443,372	
14	1,737,741	1,556,140	
15	1,891,987	1,669,351	
16	1,997,148	1,754,616	
17	2,101,959	1,833,150	
18	2,230,820	1,950,465	
19	2,352,967	2,099,306	
20	2,466,587	2,177,369	
21	2,555,917	2,249,287	
22	2,698,317	2,391,766	
23	2,787,257	2,470,147	
24	2,866,567	2,526,459	
25	2,966,205	2,692,778	
26	3,050,176	2,795,308	
27	3,165,896	2,856,851	
28	3,210,636	2,940,004	
29	3,301,617	3,021,413	
30	3,377,449	3,109,420	
31	3,474,312	3,210,490	
32	3,553,447	3,280,966	
33	3,620,090	3,346,690	
34	3,698,795	3,433,646	
35	3,802,261	3,524,265	
36	3,861,726	3,598,072	
37	3,951,063	3,650,516	
38	4,057,006	3,729,440	
39	4,094,314	3,802,818	
40	4,145,388	3,901,535	
41	4,219,217	3,982,065	
42	4,314,262	4,022,801	
43	4,420,985	4,116,380	
44	4,488,519	4,191,652	
45	4,597,561	4,255,352	
46	4,687,799	4,362,114	
47	4,774,122	4,476,757	
48	4,891,825	4,592,514	
49	5,022,612	4,706,808	
50	5,122,138	4,803,635	
51	5,260,052	4,829,457	
52	5,373,082	4,877,881	
53	5,439,720	4,916,403	



Week 1 to 7 from 01/07/2022 to 14/08/2022

Summary

Export (tonnes)	Soyabeans	Rapeseed	Sunflower- seed	Soyameal	Rapeseed meal	Sunflower- seed meal	Soyaoil	Rapeseed oil	Sunflower- seed oil	Palm oil
BE	846	16,587	39	1,622	3,300	125	11,609	1,569	2,132	542
BG	1		15,550	2	277	69,755		31	20,155	14
CZ									140	
DK	5	3	7	95	343		62	5,965	24	2,639
DE	201	1,661	166	8,751	16,181	9,877	2,261	7,429	783	4,660
EE		5,250	125				75	2,222	166	450
IE		29								
EL			1	3,680			432	108	38	298
ES	22	8,090	34	905			51,404	3,564	23,250	11,784
FR	1,297	7,440	1,639	206	1,532	563	2,609	3,427	10,441	2
HR	567	1,000	13	50			1	55	643	8
IT	68	28	3	1,100		205	32,766	225	1,902	426
CY									7	
LV		9,450	1	207	6,500			4	1	60
LT		8,350	7	15,279	1,949	1,768		7,948	547	38
LU							3		97	
HU		166	3	322		317			2,714	1
MT										
NL	94	10	120	32,898		7,360	25,301	8,625	8,375	6,622
AT	517	319	197	623	184	418	46	360	1,181	
PL	1,097	3,095	140	634	1		52	731	2,728	91
PT	64		1	326	25	4,478	12,677		275	34
RO		34,474	4,434	479	25,416	13,457		352	12,380	3
SI				25				45		
SK						25				
FI					6,500			5,068	1	
SE	1	1	108		4,381		114	1,465	211	1,356
XI										
EU*	4,779	95,953	22,587	67,202	66,589	108,349	139,413	49,193	88,190	29,027

* The United Kingdom is no longer a Member State of the European Union, however until the end of the transition period it was still a part of the EU Customs Union. Due to the absence of intra-trade data in the surveillance system, the totals of the EU trade data therefore also include the UK data until 31/12/2020. The data as of 1/1/2021 is therefore not comparable with the data until 31/12/2020.

Top 5 export destinations* - Marketing Year 2022/23 (update of 14/08/2022)

Soyabeans		
Destination	tonnes	share
Switzerland	1,658	34.7%
Belarus	1,097	22.9%
United Kingdom	746	15.6%
Serbia	567	11.9%
Taiwan	340	7.1%

Rapeseed		
Destination	tonnes	share
United Kingdom	85,486	89.1%
Bosnia and Herzegovina	3,844	4.0%
Norway	3,033	3.2%
Ukraine	1,647	1.7%
	732	0.8%

Sunflowerseed		
Destination	tonnes	share
United Kingdom	6,677	29.6%
Turkey	4,480	19.8%
United States of America	3,308	14.6%
Canada	2,901	12.8%
China	1,550	6.9%

Soyameal		
Destination	tonnes	share
United Kingdom	31,371	46.7%
Uzbekistan	11,933	17.8%
Switzerland	11,103	16.5%
Azerbaijan	3,001	4.5%
North Macedonia	2,866	4.3%

Rapeseed meal		
Destination	tonnes	share
Israel	25,390	38.1%
Norway	19,330	29.0%
Switzerland	14,649	22.0%

Sunflowerseed meal		
Destination	tonnes	share
China	47,300	43.7%
Morocco	18,412	17.0%
Israel	16,243	15.0%
United Kingdom	15,790	14.6%
Norway	7,341	6.8%

Sunflowerseed oil		
Destination	tonnes	share
United Kingdom	22,838	25.9%
South Africa	18,621	21.1%
India	17,341	19.7%
Turkey	5,890	6.7%
United States of America	3,664	4.2%

Rapeseed oil		
Destination	tonnes	share
Norway	25,965	52.8%
United Kingdom	12,674	25.8%
Israel	3,392	6.9%
United States of America	1,631	3.3%
Brazil	1,091	2.2%

Soyaoil		
Destination	tonnes	share
Morocco	46,892	33.6%
Algeria	32,784	23.5%
United Kingdom	29,323	21.0%
South Africa	10,903	7.8%
Senegal	4,200	3.0%

Palm oil		
Destination	tonnes	share
Gibraltar	11,500	39.6%
United Kingdom	8,403	28.9%
Russia	2,111	7.3%
Ukraine	1,794	6.2%
Uruguay	1,781	6.1%

* The United Kingdom is no longer a Member State of the European Union, however until the end of the transition period it was still a part of the EU Customs Union. Due to the absence of intra-trade data in the surveillance system, the totals of the EU trade data therefore also include the UK data until 31/12/2020. The data as of 1/1/2021 is therefore not comparable with the data until 31/12/2020.

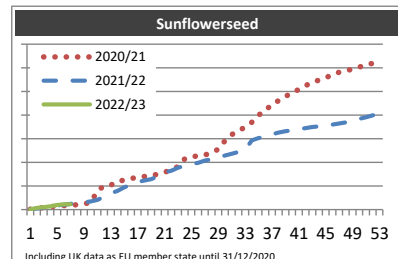
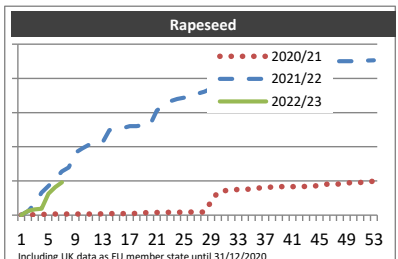
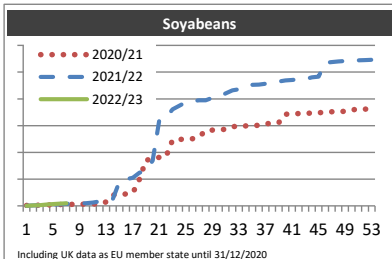
Week 1 to 7 from 01/07/2022 to 14/08/2022

(tonnes)

Soyabeans			
week	2020/21	2021/22	2022/23
1	730	171	134
2	1,194	831	830
3	1,430	1,370	1,347
4	1,671	1,869	2,416
5	2,067	2,455	3,146
6	2,353	2,762	4,136
7	2,567	3,721	4,779
8	2,884	4,116	
9	3,011	4,513	
10	3,117	4,785	
11	3,321	6,067	
12	3,925	8,373	
13	7,269	11,353	
14	20,230	13,241	
15	21,185	45,989	
16	22,221	50,166	
17	23,959	52,319	
18	49,653	62,103	
19	85,883	66,259	
20	86,365	84,778	
21	90,802	160,374	
22	91,468	164,550	
23	123,174	180,571	
24	123,952	187,017	
25	125,381	193,463	
26	125,680	195,625	
27	128,876	197,148	
28	140,953	197,542	
29	141,624	202,047	
30	142,178	203,942	
31	143,066	209,997	
32	148,015	216,021	
33	148,739	218,103	
34	149,327	220,195	
35	150,051	226,149	
36	150,737	226,843	
37	153,070	228,375	
38	154,661	230,857	
39	155,802	232,569	
40	171,350	234,668	
41	171,714	235,506	
42	172,498	236,388	
43	173,100	237,106	
44	173,544	240,475	
45	174,067	241,497	
46	174,751	267,652	
47	175,703	268,865	
48	176,277	269,979	
49	176,900	271,013	
50	179,697	271,392	
51	180,378	271,932	
52	180,883	272,581	
53	181,066	273,003	

Rapeseed			
week	2020/21	2021/22	2022/23
1	391	490	358
2	1,006	11,786	12,215
3	1,661	32,963	17,021
4	2,206	66,063	18,651
5	2,674	85,589	62,558
6	2,984	106,206	82,217
7	3,119	127,820	95,953
8	3,148	139,481	
9	3,228	182,963	
10	3,279	195,014	
11	3,372	205,868	
12	3,439	209,273	
13	3,666	212,305	
14	4,297	248,666	
15	4,372	252,030	
16	4,469	254,245	
17	4,567	260,154	
18	4,928	260,493	
19	7,222	263,712	
20	7,407	264,073	
21	7,483	305,887	
22	7,869	320,136	
23	8,156	333,469	
24	8,438	339,753	
25	8,773	343,620	
26	8,811	350,170	
27	8,835	355,554	
28	8,892	360,944	
29	39,917	370,296	
30	67,537	379,557	
31	71,616	386,017	
32	71,810	386,366	
33	75,585	389,241	
34	75,669	395,984	
35	76,407	399,372	
36	79,569	402,480	
37	79,647	402,612	
38	82,615	405,663	
39	83,082	408,858	
40	83,211	412,709	
41	83,438	413,066	
42	83,620	416,284	
43	84,028	419,487	
44	84,369	419,561	
45	87,560	424,966	
46	90,239	435,487	
47	90,467	449,548	
48	90,980	449,883	
49	94,666	450,169	
50	95,222	450,353	
51	95,869	451,020	
52	96,314	451,895	
53	99,768	452,802	

Sunflowerseed			
week	2020/21	2021/22	2022/23
1	1,753	1,194	943
2	5,401	4,607	7,079
3	8,174	8,443	10,711
4	11,769	13,255	13,848
5	14,548	17,396	19,533
6	16,519	20,933	22,480
7	18,600	24,428	22,587
8	20,193	27,609	
9	24,761	30,728	
10	28,606	34,300	
11	80,140	41,083	
12	99,508	54,767	
13	103,653	69,186	
14	120,793	79,320	
15	124,713	94,580	
16	131,953	104,523	
17	136,528	116,972	
18	140,328	123,340	
19	144,828	129,134	
20	149,863	139,842	
21	157,187	157,545	
22	171,608	164,570	
23	180,963	177,676	
24	214,746	185,377	
25	221,090	192,222	
26	228,892	198,268	
27	230,831	207,252	
28	242,180	212,654	
29	254,730	221,253	
30	291,738	229,171	
31	317,470	236,540	
32	332,663	244,148	
33	349,787	253,043	
34	370,084	293,333	
35	397,621	302,708	
36	427,451	308,499	
37	437,091	318,414	
38	462,414	326,088	
39	477,625	331,594	
40	498,209	335,886	
41	507,177	340,825	
42	523,994	344,924	
43	539,956	349,284	
44	547,810	352,167	
45	558,190	354,409	
46	571,053	359,825	
47	581,490	364,294	
48	587,896	369,182	
49	593,886	376,508	
50	602,743	384,466	
51	613,511	390,907	
52	618,136	398,724	
53	620,400	402,118	



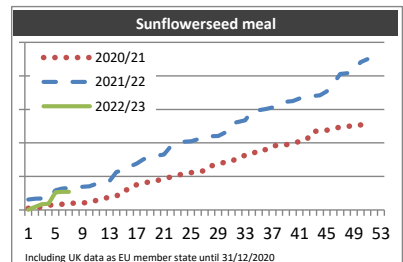
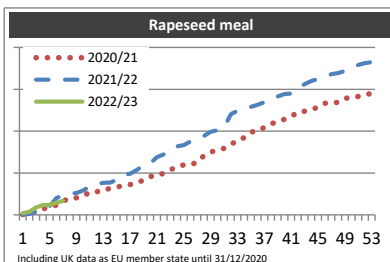
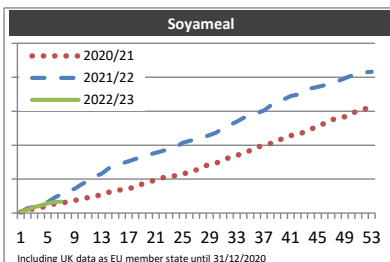
Week 1 to 7 from 01/07/2022 to 14/08/2022

(tonnes)

Soyameal			
week	2020/21	2021/22	2022/23
1	6,588	5,225	9,478
2	16,524	28,078	19,272
3	25,894	36,288	34,841
4	34,125	52,386	45,185
5	40,168	65,668	57,526
6	54,923	91,459	65,337
7	59,881	111,093	67,202
8	65,555	131,732	
9	74,647	143,155	
10	84,143	169,225	
11	90,840	189,418	
12	96,270	215,405	
13	111,757	231,853	
14	121,785	262,999	
15	128,705	276,981	
16	138,851	292,095	
17	145,293	306,156	
18	151,413	318,090	
19	172,040	327,276	
20	182,097	343,551	
21	196,445	355,421	
22	208,816	365,441	
23	212,414	376,692	
24	221,318	390,774	
25	232,155	413,365	
26	239,221	425,695	
27	253,495	433,290	
28	272,709	446,819	
29	287,084	459,215	
30	295,205	475,125	
31	311,457	502,548	
32	328,700	519,215	
33	338,047	538,519	
34	356,268	560,360	
35	367,970	570,551	
36	387,906	588,005	
37	399,581	603,754	
38	409,532	631,587	
39	422,087	657,011	
40	445,323	669,995	
41	456,913	689,263	
42	462,012	697,764	
43	477,516	707,251	
44	493,965	734,868	
45	512,557	743,258	
46	527,896	753,679	
47	549,054	765,207	
48	558,169	777,627	
49	567,727	793,392	
50	588,027	809,203	
51	600,586	816,873	
52	614,267	829,167	
53	624,830	832,133	

Rapeseed meal			
week	2020/21	2021/22	2022/23
1	416	2,601	7,764
2	7,928	4,583	15,133
3	15,462	14,864	36,137
4	28,928	32,875	46,039
5	35,988	39,888	47,208
6	46,151	80,465	57,647
7	65,723	92,657	66,589
8	79,206	101,180	
9	80,913	104,299	
10	89,058	116,183	
11	110,024	136,493	
12	110,802	146,450	
13	113,551	153,395	
14	127,316	154,489	
15	132,228	166,924	
16	140,919	192,126	
17	145,066	196,667	
18	155,468	214,673	
19	164,336	237,452	
20	183,807	246,054	
21	185,171	275,272	
22	199,330	288,922	
23	214,083	299,857	
24	231,331	326,863	
25	238,413	333,291	
26	240,193	350,508	
27	251,809	366,224	
28	282,818	376,463	
29	299,957	397,250	
30	309,582	404,515	
31	317,399	417,717	
32	339,677	481,458	
33	349,022	497,030	
34	369,621	501,643	
35	395,822	515,981	
36	400,489	526,121	
37	418,119	538,628	
38	435,484	547,666	
39	443,619	565,856	
40	457,285	576,971	
41	469,484	579,673	
42	491,486	604,131	
43	494,927	624,375	
44	503,170	639,786	
45	514,211	649,402	
46	532,920	657,739	
47	535,945	672,222	
48	537,572	677,757	
49	556,418	688,071	
50	561,897	701,971	
51	565,898	717,127	
52	574,151	725,141	
53	580,445	729,884	

Sunflowerseed meal			
week	2020/21	2021/22	2022/23
1	1,272	50,401	1,050
2	9,284	56,728	18,278
3	10,012	62,197	33,871
4	14,992	66,676	37,436
5	17,595	68,170	105,001
6	29,147	69,493	107,709
7	30,035	117,235	108,349
8	34,717	127,131	
9	38,885	129,825	
10	41,099	135,069	
11	41,847	138,463	
12	44,973	141,283	
13	56,767	156,010	
14	65,493	157,847	
15	77,186	172,954	
16	82,252	226,193	
17	118,173	237,522	
18	121,060	260,079	
19	151,712	276,473	
20	161,265	302,730	
21	168,078	311,267	
22	175,169	323,789	
23	187,485	330,960	
24	196,314	379,177	
25	207,363	394,859	
26	215,463	407,365	
27	223,246	409,118	
28	230,252	421,858	
29	233,354	425,031	
30	263,721	440,001	
31	271,808	441,602	
32	286,309	460,636	
33	290,123	516,374	
34	316,104	525,612	
35	325,530	535,034	
36	331,948	592,516	
37	359,033	595,175	
38	359,843	602,689	
39	381,507	611,678	
40	385,395	631,232	
41	388,251	645,726	
42	402,473	649,037	
43	407,021	665,985	
44	417,377	674,686	
45	468,801	679,557	
46	470,790	683,904	
47	475,573	707,068	
48	486,407	755,371	
49	493,525	811,605	
50	497,686	815,231	
51	503,443	831,844	
52	507,822	880,843	
53	508,547	899,563	



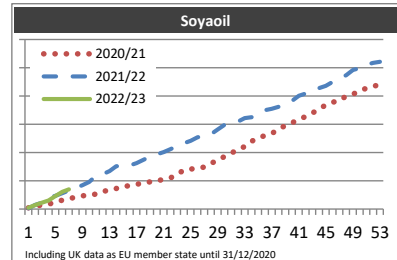
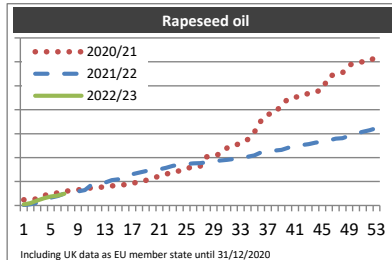
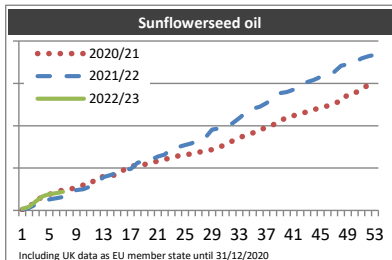
Week 1 to 7 from 01/07/2022 to 14/08/2022

(tonnes)

Sunflowerseed oil			
week	2020/21	2021/22	2022/23
1	3,133	4,828	7,818
2	9,354	11,421	16,959
3	54,568	28,155	42,850
4	58,982	33,476	66,814
5	75,673	52,293	76,976
6	85,981	57,149	81,792
7	96,855	63,650	88,190
8	101,177	87,981	
9	105,964	96,215	
10	120,146	100,555	
11	123,143	112,506	
12	155,393	131,387	
13	159,527	157,349	
14	164,321	166,842	
15	169,348	177,985	
16	192,150	190,396	
17	208,683	196,451	
18	213,655	225,153	
19	217,251	232,847	
20	222,158	239,672	
21	235,101	254,468	
22	242,320	263,443	
23	247,606	294,411	
24	257,711	299,855	
25	262,877	308,722	
26	266,620	317,004	
27	274,808	336,019	
28	282,585	344,046	
29	287,327	381,650	
30	299,660	387,457	
31	309,962	396,264	
32	328,706	411,841	
33	342,692	435,739	
34	355,601	463,424	
35	365,740	480,438	
36	374,383	488,976	
37	396,222	507,148	
38	405,219	530,527	
39	421,078	553,905	
40	439,937	559,564	
41	447,357	570,260	
42	457,649	592,781	
43	464,943	605,548	
44	477,078	616,391	
45	484,348	631,149	
46	493,329	643,039	
47	507,942	653,805	
48	514,605	682,735	
49	548,616	690,737	
50	554,036	699,944	
51	571,365	717,965	
52	592,337	727,835	
53	596,003	735,165	

Rapeseed oil			
week	2020/21	2021/22	2022/23
1	23,848	1,563	4,432
2	25,773	5,256	9,871
3	27,461	11,931	20,550
4	40,983	14,750	30,003
5	50,315	32,697	37,509
6	52,636	39,033	41,366
7	59,429	49,635	49,193
8	61,995	54,051	
9	65,203	58,728	
10	70,300	64,138	
11	73,132	86,274	
12	75,794	89,617	
13	78,373	95,800	
14	81,821	106,129	
15	84,319	109,955	
16	87,402	123,024	
17	91,278	130,663	
18	101,650	137,247	
19	104,869	143,387	
20	112,952	147,337	
21	123,791	151,276	
22	130,616	157,290	
23	140,579	165,364	
24	144,370	169,640	
25	155,243	173,611	
26	159,917	175,679	
27	164,401	176,544	
28	203,671	180,287	
29	206,781	183,989	
30	216,875	187,520	
31	240,145	190,835	
32	246,374	194,759	
33	264,116	199,822	
34	275,647	203,364	
35	305,625	209,455	
36	355,273	221,861	
37	380,915	226,006	
38	385,067	229,230	
39	419,465	232,267	
40	446,242	241,487	
41	452,505	246,163	
42	455,683	252,523	
43	469,510	255,857	
44	473,679	262,229	
45	484,020	266,321	
46	539,230	272,113	
47	548,701	278,815	
48	554,546	281,293	
49	586,624	290,838	
50	596,962	300,511	
51	600,532	308,092	
52	603,245	314,162	
53	623,111	323,099	

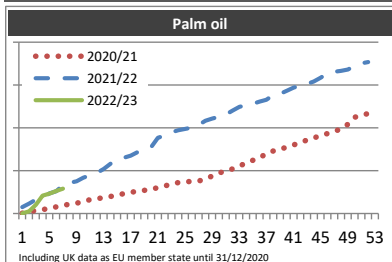
Soyaoil			
week	2020/21	2021/22	2022/23
1	8,643	4,854	8,978
2	18,441	29,073	28,240
3	30,147	44,355	45,761
4	32,525	82,145	61,324
5	52,210	94,083	91,298
6	62,820	111,884	121,988
7	74,155	131,758	139,413
8	83,069	149,253	
9	93,380	167,823	
10	98,324	192,156	
11	106,757	235,068	
12	125,782	246,467	
13	130,706	268,458	
14	145,865	302,860	
15	161,628	306,384	
16	163,581	309,521	
17	173,561	324,181	
18	188,130	348,986	
19	191,406	370,328	
20	196,821	388,174	
21	211,640	403,298	
22	220,282	422,746	
23	243,321	445,436	
24	276,748	465,639	
25	282,048	482,131	
26	288,856	508,229	
27	296,630	517,119	
28	324,895	530,314	
29	341,719	562,820	
30	372,534	595,185	
31	395,987	606,772	
32	421,913	619,034	
33	442,131	643,300	
34	480,064	649,833	
35	503,301	678,692	
36	520,466	700,671	
37	532,811	709,826	
38	568,071	723,674	
39	589,213	750,633	
40	610,559	765,797	
41	632,998	801,621	
42	654,555	817,527	
43	679,485	843,877	
44	705,607	856,609	
45	737,049	872,595	
46	755,907	900,412	
47	765,685	925,644	
48	799,972	947,622	
49	813,270	985,001	
50	837,554	997,414	
51	854,914	1,021,599	
52	869,129	1,034,780	
53	880,008	1,042,228	



Week 1 to 7 from 01/07/2022 to 14/08/2022

(tonnes)

Palm oil			
week	2020/21	2021/22	2022/23
1	367	3,816	163
2	2,017	7,478	2,590
3	3,467	11,538	10,387
4	4,394	16,174	20,964
5	6,343	18,906	23,062
6	7,810	23,471	26,311
7	9,270	25,899	29,027
8	11,090	32,873	
9	12,200	35,858	
10	13,685	37,637	
11	16,112	41,692	
12	17,285	44,657	
13	18,498	47,509	
14	19,767	51,958	
15	21,756	57,965	
16	23,092	63,028	
17	24,771	65,185	
18	25,960	67,414	
19	27,154	71,567	
20	28,354	73,771	
21	30,194	77,418	
22	32,240	88,293	
23	34,272	90,911	
24	36,012	94,859	
25	36,779	97,081	
26	37,501	98,798	
27	37,903	100,227	
28	40,326	103,345	
29	43,783	108,235	
30	47,471	110,890	
31	49,474	112,785	
32	51,994	115,516	
33	55,073	120,182	
34	59,211	124,438	
35	62,234	126,372	
36	64,671	128,064	
37	70,427	130,596	
38	72,873	132,828	
39	75,289	138,273	
40	77,367	139,801	
41	80,266	143,237	
42	82,097	146,858	
43	86,025	149,343	
44	88,248	151,310	
45	91,204	154,132	
46	93,243	158,594	
47	96,000	163,738	
48	98,743	165,508	
49	104,027	166,644	
50	112,437	167,953	
51	114,335	172,192	
52	116,738	175,278	
53	118,080	176,785	



Calendar of Marketing Year weeks

Week	2020/21		2021/22		2022/23	
	Start	End	Start	End	Start	End
1	01/07/2020	05/07/2020	01/07/2021	04/07/2021	01/07/2022	03/07/2022
2	06/07/2020	12/07/2020	05/07/2021	11/07/2021	04/07/2022	10/07/2022
3	13/07/2020	19/07/2020	12/07/2021	18/07/2021	11/07/2022	17/07/2022
4	20/07/2020	26/07/2020	19/07/2021	25/07/2021	18/07/2022	24/07/2022
5	27/07/2020	02/08/2020	26/07/2021	01/08/2021	25/07/2022	31/07/2022
6	03/08/2020	09/08/2020	02/08/2021	08/08/2021	01/08/2022	07/08/2022
7	10/08/2020	16/08/2020	09/08/2021	15/08/2021	08/08/2022	14/08/2022
8	17/08/2020	23/08/2020	16/08/2021	22/08/2021	15/08/2022	21/08/2022
9	24/08/2020	30/08/2020	23/08/2021	29/08/2021	22/08/2022	28/08/2022
10	31/08/2020	06/09/2020	30/08/2021	05/09/2021	29/08/2022	04/09/2022
11	07/09/2020	13/09/2020	06/09/2021	12/09/2021	05/09/2022	11/09/2022
12	14/09/2020	20/09/2020	13/09/2021	19/09/2021	12/09/2022	18/09/2022
13	21/09/2020	27/09/2020	20/09/2021	26/09/2021	19/09/2022	25/09/2022
14	28/09/2020	04/10/2020	27/09/2021	03/10/2021	26/09/2022	02/10/2022
15	05/10/2020	11/10/2020	04/10/2021	10/10/2021	03/10/2022	09/10/2022
16	12/10/2020	18/10/2020	11/10/2021	17/10/2021	10/10/2022	16/10/2022
17	19/10/2020	25/10/2020	18/10/2021	24/10/2021	17/10/2022	23/10/2022
18	26/10/2020	01/11/2020	25/10/2021	31/10/2021	24/10/2022	30/10/2022
19	02/11/2020	08/11/2020	01/11/2021	07/11/2021	31/10/2022	06/11/2022
20	09/11/2020	15/11/2020	08/11/2021	14/11/2021	07/11/2022	13/11/2022
21	16/11/2020	22/11/2020	15/11/2021	21/11/2021	14/11/2022	20/11/2022
22	23/11/2020	29/11/2020	22/11/2021	28/11/2021	21/11/2022	27/11/2022
23	30/11/2020	06/12/2020	29/11/2021	05/12/2021	28/11/2022	04/12/2022
24	07/12/2020	13/12/2020	06/12/2021	12/12/2021	05/12/2022	11/12/2022
25	14/12/2020	20/12/2020	13/12/2021	19/12/2021	12/12/2022	18/12/2022
26	21/12/2020	27/12/2020	20/12/2021	26/12/2021	19/12/2022	25/12/2022
27	28/12/2020	03/01/2021	27/12/2021	02/01/2022	26/12/2022	01/01/2023
28	04/01/2021	10/01/2021	03/01/2022	09/01/2022	02/01/2023	08/01/2023
29	11/01/2021	17/01/2021	10/01/2022	16/01/2022	09/01/2023	15/01/2023
30	18/01/2021	24/01/2021	17/01/2022	23/01/2022	16/01/2023	22/01/2023
31	25/01/2021	31/01/2021	24/01/2022	30/01/2022	23/01/2023	29/01/2023
32	01/02/2021	07/02/2021	31/01/2022	06/02/2022	30/01/2023	05/02/2023
33	08/02/2021	14/02/2021	07/02/2022	13/02/2022	06/02/2023	12/02/2023
34	15/02/2021	21/02/2021	14/02/2022	20/02/2022	13/02/2023	19/02/2023
35	22/02/2021	28/02/2021	21/02/2022	27/02/2022	20/02/2023	26/02/2023
36	01/03/2021	07/03/2021	28/02/2022	06/03/2022	27/02/2023	05/03/2023
37	08/03/2021	14/03/2021	07/03/2022	13/03/2022	06/03/2023	12/03/2023
38	15/03/2021	21/03/2021	14/03/2022	20/03/2022	13/03/2023	19/03/2023
39	22/03/2021	28/03/2021	21/03/2022	27/03/2022	20/03/2023	26/03/2023
40	29/03/2021	04/04/2021	28/03/2022	03/04/2022	27/03/2023	02/04/2023
41	05/04/2021	11/04/2021	04/04/2022	10/04/2022	03/04/2023	09/04/2023
42	12/04/2021	18/04/2021	11/04/2022	17/04/2022	10/04/2023	16/04/2023
43	19/04/2021	25/04/2021	18/04/2022	24/04/2022	17/04/2023	23/04/2023
44	26/04/2021	02/05/2021	25/04/2022	01/05/2022	24/04/2023	30/04/2023
45	03/05/2021	09/05/2021	02/05/2022	08/05/2022	01/05/2023	07/05/2023
46	10/05/2021	16/05/2021	09/05/2022	15/05/2022	08/05/2023	14/05/2023
47	17/05/2021	23/05/2021	16/05/2022	22/05/2022	15/05/2023	21/05/2023
48	24/05/2021	30/05/2021	23/05/2022	29/05/2022	22/05/2023	28/05/2023
49	31/05/2021	06/06/2021	30/05/2022	05/06/2022	29/05/2023	04/06/2023
50	07/06/2021	13/06/2021	06/06/2022	12/06/2022	05/06/2023	11/06/2023
51	14/06/2021	20/06/2021	13/06/2022	19/06/2022	12/06/2023	18/06/2023
52	21/06/2021	27/06/2021	20/06/2022	26/06/2022	19/06/2023	25/06/2023
53	28/06/2021	30/06/2021	27/06/2022	30/06/2022	26/06/2023	30/06/2023