

This report presents data until 21/08/2022 included. However, please note that data might not be complete until that date.
We apologise for the inconvenience.

The next report is foreseen to be published on 29/8 at 16h.

The TAXUD surveillance system ("customs surveillance") records and centralizes all trade data (import and exports) directly from the national customs authorities on a daily basis. For each transaction, the stored data contain the information available on the Single Administrative Document (SAD), including the volume and origin of the consignment.

As surveillance system does not include intra-trade data, the UK data as EU partner can't be displayed before 1/1/2021. The data as of 1/1/2021 is therefore not comparable with the data until 31/12/2020.

According to Art.55(2) of Commission Implementing Regulation (EU) 2015/2447, the customs authorities shall provide the Commission at least once a week with data on customs declarations for the goods that have been made subject to surveillance at release for free circulation or at export.

The "customs surveillance" data provide actual and prompt information about the trade (import/export) transaction in terms of volume and origin or destination. The European Commission aims to improve data quality and provide as recent and accurate information as possible. However, Surveillance data are created on the basis of declarations that may be modified, corrected or deleted. Additionally, the legal basis (Regulation (EU) 2015/2447) allows that on specific occasions declaration data may be forwarded with a delay. Therefore, it cannot be guaranteed that information provided is free of errors or that it will not be amended. The European Commission accepts no responsibility with regard to such problems incurred as a result of using these data.

* The United Kingdom is no longer a Member State of the European Union, however until the end of the transition period it was still a part of the EU Customs Union. Due to the absence of intra-trade data in the surveillance system, the totals of the EU trade data therefore also include the UK data until 31/12/2020. The data as of 1/1/2021 is therefore not comparable with the data until 31/12/2020.

Note: Since 6th November 2016 the export and import licenses are no longer required for the major part of the trade in cereals in application of Regulations (EU) 2016/1237 and 2016/1239 of 18 May 2016.

Publication of data

This report is published on a weekly basis. In case of a technical issue or another constraint causing delay of the publication, please note that the next upload will be done in the coming days at 12h or 16h.

The data are expressed in quantity of the product itself, unless otherwise stated
Below the specifications of the products included in the report

Product	CN code	Conversion factor grain equivalent
Common wheat	1001 99 00	
Common wheat flour (grain equiv.)	1101 00 15	1.37
Durum wheat	1001 19 00	
Durum wheat meal (grain equiv.)	1103 11 10	1.5
Barley	1003 90 00	
Malt (Barley equiv.)	1107 10 91, 1107 10 99	1.27
Maize	1005 90 00	
Rye	1002 90 00	
Oats	1004 90 00	
Sorghum	1007 90 00	
Residues of starch manufacture	2303 10 19	
Maize gluten feed	2309 90 20	
Brewing and distilling dregs and waste	2303 30 00	
Citrus pulp residues	2308 00 40 TARIC_ex 10	

- XI refers to Northern Ireland
- data on malt expressed in barley equivalent are included;
- data on wheat flour and durum wheat meal are expressed only in grain equivalent
- the weekly reference period is from Monday to Sunday

Exports and imports

Situation at 22/08/2022

Cumul of weeks 1 to 8

<i>Customs Surveillance</i> (tonnes)	EU* 01/07/2022 - 21/08/2022		EU* 01/07/2021 - 22/08/2021		EU* 01/07/2020 - 23/08/2020	
	Export	Import	Export	Import	Export	Import
Common wheat	3,751,600	429,307	4,007,879	283,528	2,668,965	325,735
Common wheat flour (grain equivalent)	66,206	30,509	76,656	36,666	58,243	4,371
Durum wheat	47,496	30,446	51,318	238,671	21,301	497,085
Durum wheat meal (grain equivalent)	17,654	566	33,299	349	37,029	312
Total Wheat	3,882,956	490,828	4,169,152	559,215	2,785,538	827,502
Barley	1,386,134	305,175	2,450,148	145,348	1,491,038	24,701
Malt (grain equivalent)	329,475	3,639	364,547	6,556	313,786	574
Maize	179,525	3,235,022	194,822	2,054,240	71,563	2,040,073
Rye	262	1,826	2,949	28,393	9,214	2
Oats	4,940	27,195	31,038	1,720	18,233	243
Sorghum	779	6,541	847	1,247	177	5,721
Total Coarse grains	1,901,115	3,579,399	3,044,351	2,237,504	1,904,009	2,071,315
General Total	5,784,071	4,070,228	7,213,503	2,796,719	4,689,548	2,898,817

* The United Kingdom is no longer a Member State of the European Union, however until the end of the transition period it was still a part of the EU Customs Union. Due to the absence of intra-trade data in the surveillance system, the totals of the EU trade data therefore also include the UK data until 31/12/2020. The data as of 1/1/2021 is therefore not comparable with the data until 31/12/2020.

Week 1 to 8 from 01/07/2022 to 21/08/2022

Summary

Import (tonnes)	Common wheat	Common wheat flour (grain equivalent)	Durum wheat	Durum wheat meal (grain equivalent)	Barley	Malt (grain equivalent)	Maize	Rye	Oats	Sorghum
BE	1,950	112	7,170	3	9,129	123	5,807		8,605	134
BG	494	4			3,387		4,143			154
CZ	622	41				61	27			19
DK		5		1	600	43	7,805			
DE	6,565	471	51	11	10,795	277	46,541		3,318	87
EE						257	797			
IE	13,862	18,822	1	4	22,848	193	126,427			
EL	27,013		51		3,758	403	8,242			154
ES	88,394	95	8	362	95,321	234	892,068		8,853	4,899
FR		1,482	19	108		479	1,047		2	1
HR	2,719	905			102	11	19,150			
IT	50,289				1	55	177,070			
CY	2,959	3			10,524		9,683			
LV	66				178	1	22,335			
LT	8,509	180	159		5,889	25	19,900			
LU										
HU	26,890	5					145,198	1,622		89
MT		6	20,500				5			
NL	11,545	611		25	39,949	145	548,841	132	6,008	45
AT	1,699	51					25,398			
PL	23,554	607	1,793	38	9,748	227	397,320	23		960
PT	9,259	3			41,823		399,690			
RO	92,136	2,327	692		33,043	677	184,349			
SI	33,549	2			1,889	49	75,499	50		
SK	5,591	411			2,733		65,367			
FI						8				
SE		124	2	13		213	44		22	
XI	21,644	4,243			13,457	159	52,268		387	
EU*	429,307	30,509	30,446	566	305,175	3,639	3,235,022	1,826	27,195	6,541

* The United Kingdom is no longer a Member State of the European Union, however until the end of the transition period it was still a part of the EU Customs Union. Due to the absence of intra-trade data in the surveillance system, the totals of the EU trade data therefore also include the UK data until 31/12/2020. The data as of 1/1/2021 is therefore not comparable with the data until 31/12/2020.

Top 5 import origins* - (update of 22 Aug 2022)

Common wheat				
Origin	MY 2022/23		MY 2021/22	
	tonnes	share	tonnes	share
Ukraine	121,100	28.2%	93,308	32.9%
United Kingdom	104,701	24.4%	2,454	0.9%
Canada	42,576	9.9%	13,276	4.7%
Moldova	38,629	9.0%	13,220	4.7%
Serbia	37,815	8.8%	59,175	20.9%

Common wheat flour (grain equivalent)				
Origin	MY 2022/23		MY 2021/22	
	tonnes	share	tonnes	share
United Kingdom	23,686	77.6%	32,751	89.3%
Ukraine	1,962	6.4%	4	0.0%
Moldova	1,749	5.7%	241	0.7%
India	923	3.0%	764	2.1%
Serbia	743	2.4%	987	2.7%

Durum wheat				
Origin	MY 2022/23		MY 2021/22	
	tonnes	share	tonnes	share
India	20,501	67.3%	0	0.0%
Canada	7,158	23.5%	149,913	62.8%
Kazakhstan	1,392	4.6%	12,106	5.1%
Ukraine	770	2.5%	-----	-----

Durum wheat meal (grain equivalent)				
Origin	MY 2022/23		MY 2021/22	
	tonnes	share	tonnes	share
Egypt	360	63.6%	-----	-----
United Kingdom	111	19.6%	48	13.8%
Turkey	43	7.7%	62	17.7%
India	29	5.1%	52	15.0%
Lebanon	15	2.6%	39	11.3%

Barley				
Origin	MY 2022/23		MY 2021/22	
	tonnes	share	tonnes	share
United Kingdom	239,641	78.5%	141,899	97.6%
Ukraine	48,393	15.9%	42	0.0%
Moldova	10,866	3.6%	1,950	1.3%

Malt (grain equivalent)				
Origin	MY 2022/23		MY 2021/22	
	tonnes	share	tonnes	share
United Kingdom	2,336	64.2%	2,638	40.2%
Serbia	1,080	29.7%	3,391	51.7%
Ukraine	220	6.1%	421	6.4%

Maize				
Origin	MY 2022/23		MY 2021/22	
	tonnes	share	tonnes	share
Brazil	1,725,971	53.4%	1,068,524	52.0%
Ukraine	1,235,160	38.2%	615,865	30.0%
Serbia	93,999	2.9%	125,529	6.1%
Canada	63,716	2.0%	138,176	6.7%
Moldova	38,428	1.2%	15,603	0.8%

Rye				
Origin	MY 2022/23		MY 2021/22	
	tonnes	share	tonnes	share
Ukraine	1,645	90.0%	7,678	27.0%
Moldova	132	7.2%	-----	-----

Oats				
Origin	MY 2022/23		MY 2021/22	
	tonnes	share	tonnes	share
United Kingdom	27,171	99.9%	1,674	97.3%
South Africa	21.3	0.1%	-----	-----

Sorghum				
Origin	MY 2022/23		MY 2021/22	
	tonnes	share	tonnes	share
Ukraine	6,157	94.1%	574	46.0%
Moldova	308	4.7%	-----	-----
India	64	1.0%	40	3.2%

* The United Kingdom is no longer a Member State of the European Union, however until the end of the transition period it was still a part of the EU Customs Union. Due to the absence of intra-trade data in the surveillance system, the totals of the EU trade data therefore also include the UK data until 31/12/2020. The data as of 1/1/2021 is therefore not comparable with the data until 31/12/2020.

Week 1 to 8 from 01/07/2022 to 21/08/2022

Summary

Export (tonnes)	Common wheat	Common wheat flour (grain equivalent)	Durum wheat	Durum wheat meal (grain equivalent)	Barley	Malt (grain equivalent)	Maize	Rye	Oats	Sorghum
BE		550	1	198	21	98,454	8		24	2
BG	477,846	120			33,000	31	996			
CZ		15				2,257			50	
DK		362	1,750	1		20,149	5	1	350	
DE	109,351	3,303	132	194	462,801	47,401	5,936	38	775	
EE		32				188				
IE		38			58	587				
EL		1,333	56	220		101	209			
ES	2	458	20,050	3,185	1	2,624	9,735		88	
FR	1,613,103	9,710	25,074	5,516	437,865	63,535	45,488		672	700
HR	20,546	1,225	241		14,812	3,117	202		1,130	
IT	406	21,677	48	7,390	6		167		38	
CY										
LV	57,000	3,624			2	47				
LT	53,910	457		6		903				
LU										
HU	4,634	260		214		84	1,378	25		1
MT										
NL	3	15,456		21	1	36,355	1,672	1	41	29
AT	2,530	1,052	143	688	351	2,213	532	54	550	
PL	542,361	3,541		5		28,119	37,858			47
PT		1,535				3,282	79			
RO	858,692	653		13	437,216	1,364	75,232			
SI		623				10	5			
SK	1,335	67				410				
FI		43				2,996		63		
SE	9,881	72	1			15,248	24	80	1,223	
XI										
EU*	3,751,600	66,206	47,496	17,654	1,386,134	329,475	179,525	262	4,940	779

* The United Kingdom is no longer a Member State of the European Union, however until the end of the transition period it was still a part of the EU Customs Union. Due to the absence of intra-trade data in the surveillance system, the totals of the EU trade data therefore also include the UK data until 31/12/2020. The data as of 1/1/2021 is therefore not comparable with the data until 31/12/2020.

Top 5 export destinations* - (update of 22 Aug 2022)

Common wheat				
Destination	MY 2022/23		MY 2021/22	
	tonnes	share	tonnes	share
Morocco	823,096	21.9%	-----	-----
Algeria	728,947	19.4%	674,193	16.8%
Egypt	304,500	8.1%	-----	-----
Pakistan	277,464	7.4%	-----	-----
Nigeria	187,594	5.0%	105,810	2.6%

Common wheat flour (grain equivalent)				
Destination	MY 2022/23		MY 2021/22	
	tonnes	share	tonnes	share
United Kingdom	14,180	21.4%	13,212	17.2%
United States of America	5,856	8.8%	5,284	6.9%
Guinea-Bissau	5,428	8.2%	5,765	7.5%
French Polynesia	3,438	5.2%	-----	-----
Congo (Democratic Republi	2,786	4.2%	1,521	2.0%

Durum wheat				
Destination	MY 2022/23		MY 2021/22	
	tonnes	share	tonnes	share
Libya	15,100	31.8%	-----	-----
Tunisia	13,195	27.8%	-----	-----
United Kingdom	9,024	19.0%	6,667	13.0%
Ivory Coast	4,500	9.5%	3,800	7.4%

Durum wheat meal (grain equivalent)				
Destination	MY 2022/23		MY 2021/22	
	tonnes	share	tonnes	share
Saudi Arabia	3,373	19.1%	4,580	13.8%
United Kingdom	3,189	18.1%	3,014	9.1%
Ivory Coast	3,024	17.1%	12,534	37.6%
Senegal	2,355	13.3%	1,835	5.5%
Mali	938	5.3%	4,928	14.8%

Barley				
Destination	MY 2022/23		MY 2021/22	
	tonnes	share	tonnes	share
Saudi Arabia	624,381	45.0%	391,879	16.0%
China	242,902	17.5%	886,892	36.2%
Iran (Islamic Republic of)	232,909	16.8%	64,511	2.6%
Jordan	105,536	7.6%	229,132	9.4%
Israel	60,500	4.4%	58,582	2.4%

Malt (grain equivalent)				
Destination	MY 2022/23		MY 2021/22	
	tonnes	share	tonnes	share
Brazil	25,403	7.7%	29,566	8.1%
Japan	21,123	6.4%	23,068	6.3%
South Africa	20,435	6.2%	11,368	3.1%
United Kingdom	18,607	5.6%	-----	-----
Nigeria	17,736	5.4%	32,809	9.0%

Maize				
Destination	MY 2022/23		MY 2021/22	
	tonnes	share	tonnes	share
United Kingdom	53,908	30.0%	43,838	22.5%
Libya	49,262	27.4%	-----	-----
Switzerland	39,780	22.2%	31,289	16.1%
Turkey	15,023	8.4%	1,440	0.7%
Norway	6,498	3.6%	303	0.2%

Rye				
Destination	MY 2022/23		MY 2021/22	
	tonnes	share	tonnes	share
Iceland	81	31.0%	-----	-----
Switzerland	78	29.7%	55	1.9%
Japan	63	23.9%	589	20.0%

Oats				
Destination	MY 2022/23		MY 2021/22	
	tonnes	share	tonnes	share
Switzerland	1,969	39.9%	3,470	11.2%
Norway	1,223	24.8%	2,519	8.1%
Bosnia and Herzegovina	705	14.3%	517	1.7%
Serbia	424	8.6%	25	0.1%
Iceland	350	7.1%	-----	-----

Sorghum				
Destination	MY 2022/23		MY 2021/22	
	tonnes	share	tonnes	share
United Kingdom	775.8	99.6%	543	64.1%
Algeria	2	0.2%	-----	-----
Trinidad and Tobago	0.8	0.1%	-----	-----

* The United Kingdom is no longer a Member State of the European Union, however until the end of the transition period it was still a part of the EU Customs Union. Due to the absence of intra-trade data in the surveillance system, the totals of the EU trade data therefore also include the UK data until 31/12/2020. The data as of 1/1/2021 is therefore not comparable with the data until 31/12/2020.

Week 1 to 8 from 01/07/2022 to 21/08/2022

Résumé / Summary

Import (tonnes)	Residues of starch manufacture CN 2303 10 19	Maize gluten feed CN 2309 90 20	Brewing and distilling dregs and waste CN 23033000	Citrus pulp residues CN 2308 00 40 TARIC_ext 10	Total
BE		66		174	240
BG			1,119		1,119
CZ			210	682	892
DK	221			3,697	3,918
DE	24		905	2,453	3,383
EE					
IE		54,764	63,656		118,421
EL		9			9
ES			10,993		10,993
FR				201	202
HR					
IT					
CY					
LV			231		231
LT					
LU					
HU			47		47
MT					
NL				1,058	1,058
AT					
PL			1,062		1,062
PT					
RO			522		522
SI					
SK			1		1
FI					
SE		1			1
XI		14,731	17,287		32,018
EU*	245	69,574	96,035	8,266	174,119

* The United Kingdom is no longer a Member State of the European Union, however until the end of the transition period it was still a part of the EU Customs Union. Due to the absence of intra-trade data in the surveillance system, the totals of the EU trade data therefore also include the UK data until 31/12/2020. The data as of 1/1/2021 is therefore not comparable with the data until 31/12/2020.

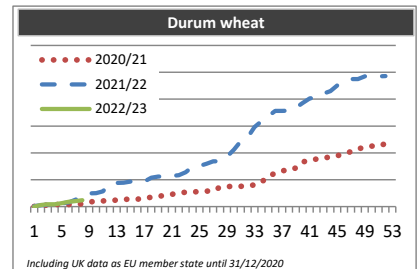
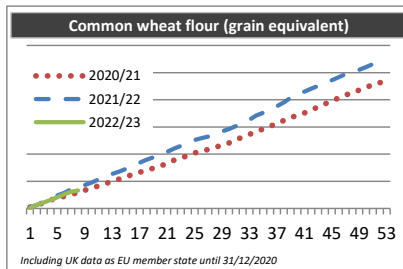
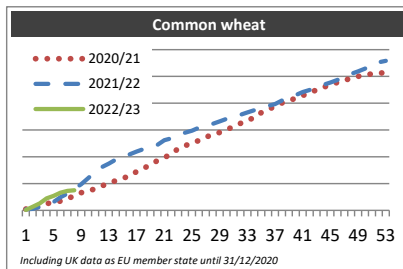
Week 1 to 8 from 01/07/2022 to 21/08/2022

(tonnes)

Common wheat			
week	2020/21	2021/22	2022/23
1	246,599	186,893	82,444
2	485,459	293,597	662,550
3	794,098	644,108	1,315,811
4	1,244,971	1,030,262	2,255,602
5	1,476,162	1,574,967	2,691,497
6	1,737,110	2,451,486	3,300,925
7	2,220,555	3,142,380	3,627,841
8	2,668,965	4,007,879	3,751,600
9	3,281,372	4,882,028	
10	3,604,723	6,016,219	
11	3,999,858	7,144,838	
12	4,580,374	8,072,300	
13	5,085,591	8,747,889	
14	5,555,802	9,484,641	
15	6,016,442	10,020,864	
16	6,379,393	10,460,200	
17	7,233,325	10,956,907	
18	7,874,470	11,435,337	
19	8,474,698	11,917,104	
20	9,293,610	12,191,602	
21	9,879,064	13,089,350	
22	10,453,386	13,452,870	
23	11,536,206	14,002,693	
24	12,058,201	14,512,748	
25	12,689,363	14,879,830	
26	13,013,856	15,448,145	
27	13,633,116	15,788,717	
28	14,183,211	16,134,185	
29	14,557,165	16,627,852	
30	15,036,443	17,100,645	
31	15,655,358	17,425,578	
32	16,221,398	17,848,445	
33	16,866,377	18,254,408	
34	17,254,942	18,706,373	
35	18,241,972	19,098,445	
36	18,858,874	19,518,340	
37	19,368,901	19,841,860	
38	20,036,017	20,523,289	
39	20,476,366	20,891,647	
40	20,934,782	21,520,383	
41	21,423,073	22,080,027	
42	22,079,750	22,466,334	
43	22,414,119	22,811,923	
44	22,962,670	23,460,577	
45	23,465,926	23,867,602	
46	23,873,855	24,327,317	
47	24,227,914	24,857,484	
48	24,721,249	25,483,117	
49	25,005,174	25,934,910	
50	25,271,933	26,472,962	
51	25,481,577	27,254,161	
52	25,603,563	27,659,534	
53	25,708,428	27,913,579	

Common wheat flour (grain equivalent)			
week	2020/21	2021/22	2022/23
1	4,872	4,588	1,894
2	12,096	12,556	13,497
3	21,031	24,061	21,810
4	31,584	36,615	31,274
5	37,685	47,501	41,615
6	44,672	57,323	52,053
7	52,129	70,676	61,085
8	58,243	76,656	66,206
9	67,312	86,301	
10	74,928	95,227	
11	83,203	106,114	
12	90,836	116,510	
13	101,460	127,100	
14	108,296	135,767	
15	116,681	145,975	
16	125,741	156,177	
17	133,634	168,046	
18	140,808	178,973	
19	148,538	188,266	
20	155,791	197,458	
21	166,635	208,098	
22	177,928	220,204	
23	185,555	230,022	
24	194,517	242,275	
25	204,125	252,285	
26	211,728	258,532	
27	217,104	264,456	
28	224,267	274,908	
29	233,538	283,520	
30	241,525	292,186	
31	252,557	302,918	
32	263,119	316,548	
33	272,691	326,759	
34	282,062	342,286	
35	292,813	352,346	
36	303,199	365,135	
37	312,164	376,599	
38	323,757	390,059	
39	335,234	407,243	
40	342,726	419,838	
41	351,954	430,266	
42	363,026	441,177	
43	373,698	450,800	
44	385,118	460,296	
45	394,907	471,589	
46	407,140	483,181	
47	417,155	494,244	
48	428,146	502,791	
49	434,868	510,587	
50	445,602	520,202	
51	456,092	531,568	
52	463,096	540,030	
53	470,623	547,760	

Durum wheat			
week	2020/21	2021/22	2022/23
1	1,327	3,677	24
2	1,753	4,006	12,041
3	14,516	10,012	17,015
4	14,883	13,187	17,088
5	15,291	13,187	25,712
6	15,673	24,365	36,674
7	16,048	30,801	41,301
8	21,301	51,318	47,496
9	32,788	76,734	
10	42,218	99,082	
11	42,946	100,173	
12	43,032	113,506	
13	48,931	170,640	
14	54,892	175,805	
15	54,941	178,714	
16	55,143	185,778	
17	67,680	186,169	
18	68,120	186,737	
19	76,215	214,747	
20	83,031	222,996	
21	91,284	223,140	
22	101,323	228,788	
23	106,972	233,098	
24	110,034	256,396	
25	110,034	297,030	
26	114,647	302,863	
27	114,769	318,971	
28	145,567	336,297	
29	148,750	336,415	
30	150,958	372,484	
31	151,151	423,866	
32	155,721	487,889	
33	161,252	515,578	
34	180,964	592,706	
35	225,453	635,188	
36	248,771	674,543	
37	268,113	713,287	
38	269,068	713,392	
39	287,287	714,818	
40	332,762	736,644	
41	347,133	771,471	
42	354,084	806,413	
43	365,814	811,423	
44	365,874	840,807	
45	380,175	859,429	
46	391,301	901,834	
47	410,459	922,215	
48	431,130	949,543	
49	437,853	950,120	
50	450,741	970,357	
51	450,742	970,485	
52	469,710	970,490	
53	476,384	971,822	



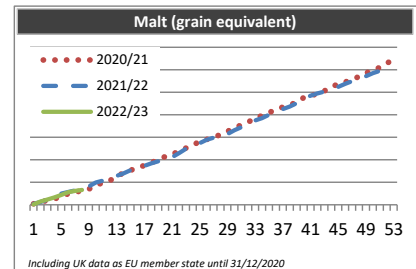
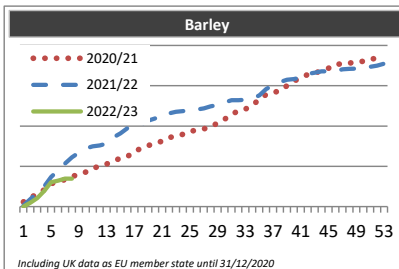
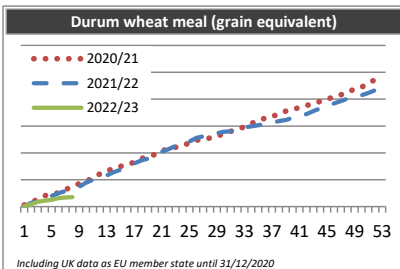
Week 1 to 8 from 01/07/2022 to 21/08/2022

(tonnes)

Durum wheat meal (grain equivalent)			
week	2020/21	2021/22	2022/23
1	2,938	461	781
2	7,082	7,063	4,296
3	14,007	9,905	9,032
4	20,504	15,620	11,067
5	23,477	20,156	12,618
6	25,648	25,004	15,858
7	31,867	28,896	17,034
8	37,029	33,299	17,654
9	42,831	36,956	
10	47,380	44,658	
11	52,790	50,074	
12	60,848	54,121	
13	66,101	58,035	
14	71,054	64,159	
15	74,770	68,822	
16	79,372	74,344	
17	82,359	80,597	
18	89,403	86,072	
19	93,473	89,387	
20	96,907	95,857	
21	103,638	102,559	
22	107,822	107,223	
23	110,517	112,978	
24	113,480	119,140	
25	118,564	121,264	
26	123,554	127,847	
27	124,918	130,945	
28	127,811	134,136	
29	130,209	136,823	
30	136,109	139,181	
31	139,953	140,115	
32	143,929	143,788	
33	148,618	147,307	
34	154,817	149,613	
35	158,990	151,369	
36	164,925	153,866	
37	167,072	155,952	
38	173,200	159,145	
39	177,788	161,384	
40	180,599	165,369	
41	184,399	169,631	
42	188,187	172,117	
43	191,722	177,903	
44	195,957	182,736	
45	200,001	186,056	
46	204,174	192,307	
47	208,210	196,296	
48	212,073	201,193	
49	219,620	204,257	
50	222,346	207,492	
51	230,259	211,446	
52	236,313	216,694	
53	239,767	219,314	

Barley			
week	2020/21	2021/22	2022/23
1	233,928	52,116	52
2	470,728	378,443	195,687
3	586,712	674,740	418,562
4	831,663	1,003,064	785,549
5	1,130,666	1,468,128	1,204,021
6	1,268,298	1,799,563	1,289,249
7	1,333,141	2,134,161	1,386,093
8	1,491,038	2,450,148	1,386,134
9	1,600,529	2,672,764	
10	1,714,095	2,895,551	
11	1,894,614	2,987,883	
12	2,005,566	3,041,178	
13	2,109,536	3,121,915	
14	2,254,085	3,439,651	
15	2,400,370	3,639,234	
16	2,480,031	3,892,552	
17	2,741,126	4,006,223	
18	2,889,268	4,095,407	
19	3,024,509	4,269,083	
20	3,155,273	4,380,527	
21	3,236,213	4,601,013	
22	3,430,877	4,627,991	
23	3,490,960	4,703,541	
24	3,588,482	4,739,226	
25	3,750,589	4,798,748	
26	3,779,901	4,822,175	
27	3,864,674	4,870,106	
28	3,955,768	4,982,262	
29	4,150,549	5,048,076	
30	4,332,732	5,168,698	
31	4,581,890	5,276,659	
32	4,750,974	5,277,820	
33	4,845,957	5,299,525	
34	5,037,466	5,367,845	
35	5,315,867	5,513,914	
36	5,567,480	5,832,039	
37	5,666,768	6,026,170	
38	5,743,185	6,178,074	
39	6,005,287	6,293,397	
40	6,223,987	6,331,482	
41	6,397,931	6,404,600	
42	6,557,194	6,587,913	
43	6,623,449	6,648,500	
44	6,747,328	6,715,284	
45	6,866,940	6,718,011	
46	7,070,210	6,726,195	
47	7,074,797	6,817,163	
48	7,115,845	6,843,461	
49	7,184,310	6,847,268	
50	7,207,873	6,875,873	
51	7,336,344	6,940,367	
52	7,343,749	6,997,255	
53	7,415,391	7,094,381	

Malt (grain equivalent)			
week	2020/21	2021/22	2022/23
1	21,010	18,911	8,106
2	58,894	60,527	73,992
3	94,296	111,493	116,858
4	126,975	159,288	160,735
5	186,630	246,526	217,294
6	242,529	283,488	276,043
7	278,817	321,286	309,021
8	313,786	364,547	329,475
9	347,706	409,919	
10	440,694	494,753	
11	485,085	536,781	
12	538,121	584,521	
13	624,123	640,771	
14	711,834	696,346	
15	765,864	768,611	
16	813,060	807,153	
17	873,584	862,840	
18	940,710	918,826	
19	990,736	964,591	
20	1,072,406	1,006,648	
21	1,122,017	1,057,527	
22	1,187,767	1,146,966	
23	1,260,286	1,242,053	
24	1,330,651	1,313,054	
25	1,404,059	1,371,485	
26	1,450,596	1,446,317	
27	1,517,160	1,489,290	
28	1,551,139	1,526,492	
29	1,630,061	1,572,457	
30	1,707,309	1,655,202	
31	1,775,279	1,724,040	
32	1,841,285	1,825,354	
33	1,925,866	1,873,447	
34	1,980,691	1,926,008	
35	2,051,192	2,000,041	
36	2,107,404	2,061,453	
37	2,172,154	2,127,903	
38	2,216,506	2,181,355	
39	2,277,435	2,260,267	
40	2,380,749	2,357,832	
41	2,419,090	2,424,049	
42	2,471,740	2,474,237	
43	2,530,939	2,513,084	
44	2,623,893	2,566,945	
45	2,681,109	2,621,987	
46	2,726,388	2,685,117	
47	2,782,168	2,748,377	
48	2,849,645	2,786,050	
49	2,929,880	2,860,238	
50	2,986,763	2,923,529	
51	3,050,655	2,973,685	
52	3,145,864	3,042,740	
53	3,222,998	3,091,808	



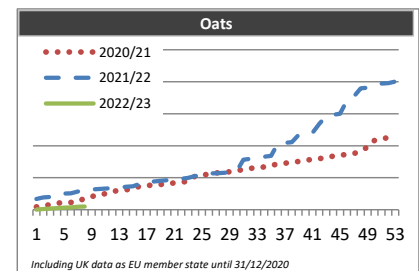
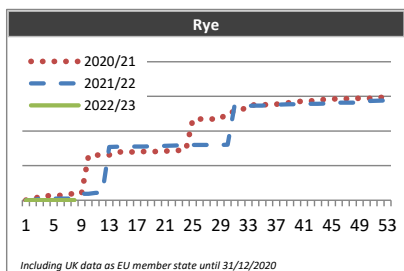
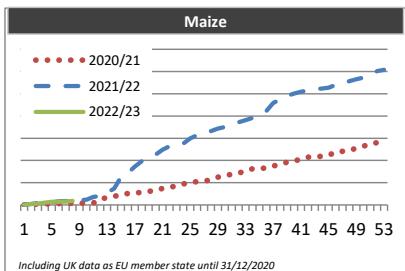
Week 1 to 8 from 01/07/2022 to 21/08/2022

(tonnes)

Maize			
week	2020/21	2021/22	2022/23
1	1,338	13,301	6,331
2	27,536	40,676	40,880
3	30,132	83,212	60,882
4	37,912	95,311	103,824
5	56,341	117,486	143,896
6	60,801	164,685	146,203
7	68,203	177,146	159,400
8	71,563	194,822	179,525
9	78,596	215,535	
10	82,465	240,486	
11	86,507	359,486	
12	267,949	414,810	
13	327,659	557,232	
14	398,603	741,444	
15	417,643	1,259,380	
16	524,491	1,443,941	
17	544,578	1,731,275	
18	567,124	1,961,379	
19	618,197	2,116,416	
20	633,825	2,256,391	
21	748,697	2,480,610	
22	785,454	2,637,948	
23	859,704	2,728,346	
24	939,660	2,756,488	
25	1,027,907	2,991,955	
26	1,044,197	3,139,294	
27	1,085,492	3,284,953	
28	1,116,562	3,324,472	
29	1,252,223	3,438,755	
30	1,336,780	3,502,007	
31	1,368,460	3,623,579	
32	1,426,397	3,721,588	
33	1,553,269	3,813,896	
34	1,626,269	3,917,670	
35	1,645,253	4,073,763	
36	1,653,268	4,229,134	
37	1,747,122	4,592,967	
38	1,838,302	4,744,111	
39	1,917,103	4,905,538	
40	1,948,645	5,006,222	
41	2,082,834	5,094,103	
42	2,149,467	5,151,047	
43	2,163,180	5,213,961	
44	2,186,361	5,228,413	
45	2,224,204	5,270,378	
46	2,392,953	5,391,852	
47	2,407,790	5,428,738	
48	2,443,208	5,573,219	
49	2,554,326	5,653,506	
50	2,637,143	5,728,299	
51	2,746,290	5,833,307	
52	2,796,674	6,020,047	
53	2,833,181	6,076,156	

Rye			
week	2020/21	2021/22	2022/23
1	202	0	1
2	546	41	77
3	6,199	2,248	78
4	6,306	2,249	119
5	6,813	2,327	130
6	6,924	2,357	158
7	9,063	2,443	199
8	9,214	2,949	262
9	9,286	9,195	
10	64,603	9,241	
11	65,212	10,498	
12	65,389	10,875	
13	65,440	77,097	
14	69,657	77,206	
15	69,657	77,488	
16	69,755	77,514	
17	69,806	77,588	
18	70,428	77,671	
19	70,497	77,956	
20	70,549	78,307	
21	70,952	78,542	
22	71,230	78,833	
23	72,191	79,098	
24	72,637	79,728	
25	117,104	79,981	
26	117,222	79,982	
27	117,222	79,982	
28	117,310	80,009	
29	117,407	80,034	
30	127,513	80,270	
31	127,613	135,916	
32	129,889	136,015	
33	137,620	136,196	
34	137,644	136,590	
35	137,907	136,810	
36	138,130	137,782	
37	138,528	137,910	
38	140,231	138,236	
39	140,859	138,661	
40	142,678	138,687	
41	142,915	139,056	
42	143,680	139,370	
43	144,013	139,435	
44	145,734	139,739	
45	146,197	140,683	
46	146,459	140,893	
47	146,513	140,920	
48	147,043	140,943	
49	147,102	140,969	
50	147,130	143,231	
51	147,340	143,678	
52	148,402	143,939	
53	148,432	144,174	

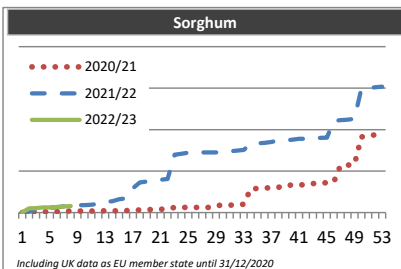
Oats			
week	2020/21	2021/22	2022/23
1	4,443	16,792	135
2	5,175	19,062	1,047
3	8,319	20,079	1,836
4	10,274	20,925	2,494
5	10,893	25,098	3,161
6	11,455	25,559	3,521
7	12,539	28,484	4,569
8	18,233	31,038	4,940
9	20,115	31,660	
10	24,001	32,217	
11	24,964	32,949	
12	28,370	33,724	
13	30,245	34,482	
14	31,204	35,796	
15	31,907	36,439	
16	36,852	40,412	
17	37,537	41,371	
18	38,723	44,116	
19	39,482	44,961	
20	40,443	46,036	
21	42,058	47,364	
22	43,067	48,323	
23	44,332	49,643	
24	52,574	52,737	
25	54,624	53,757	
26	54,945	56,747	
27	57,508	56,924	
28	57,886	57,495	
29	59,431	58,364	
30	60,536	59,861	
31	63,298	78,213	
32	64,623	79,675	
33	65,784	81,210	
34	66,881	82,902	
35	69,754	84,191	
36	71,088	103,747	
37	72,543	104,622	
38	74,516	105,679	
39	75,449	116,962	
40	77,289	118,392	
41	78,590	120,199	
42	79,937	134,168	
43	81,059	146,313	
44	83,901	148,383	
45	85,230	149,805	
46	86,351	171,032	
47	87,690	176,873	
48	91,792	189,555	
49	98,166	190,626	
50	108,227	192,646	
51	110,780	197,060	
52	112,677	198,018	
53	117,583	200,314	



Week 1 to 8 from 01/07/2022 to 21/08/2022

(tonnes)

Sorghum			
week	2020/21	2021/22	2022/23
1	0	0	28
2	99	85	504
3	99	392	529
4	99	584	614
5	100	587	614
6	101	611	664
7	177	743	722
8	177	847	779
9	177	902	
10	177	902	
11	177	960	
12	202	1,070	
13	204	1,292	
14	204	1,366	
15	204	1,610	
16	228	1,706	
17	258	2,961	
18	329	3,636	
19	331	3,736	
20	388	3,840	
21	388	3,948	
22	439	4,048	
23	613	6,985	
24	624	7,085	
25	624	7,214	
26	624	7,241	
27	624	7,241	
28	624	7,243	
29	851	7,243	
30	880	7,297	
31	903	7,395	
32	931	7,479	
33	1,014	7,546	
34	2,885	8,302	
35	2,886	8,349	
36	2,939	8,401	
37	2,997	8,507	
38	3,023	8,709	
39	3,314	8,710	
40	3,314	8,787	
41	3,340	8,893	
42	3,368	8,895	
43	3,500	8,895	
44	3,536	9,009	
45	3,597	9,038	
46	3,653	11,047	
47	5,678	11,144	
48	5,706	11,195	
49	5,811	11,306	
50	9,121	14,968	
51	9,306	14,968	
52	9,357	15,121	
53	9,405	15,172	



Including UK data as EU member state until 31/12/2020

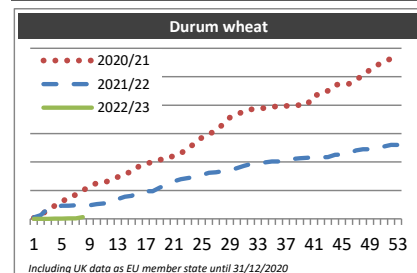
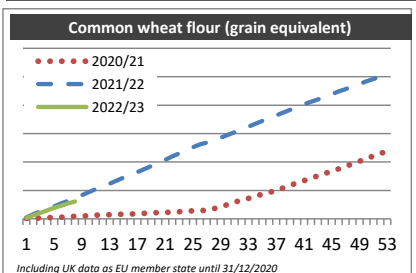
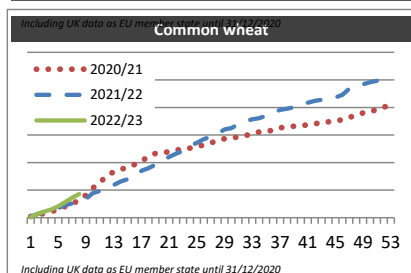
Week 1 to 8 from 01/07/2022 to 21/08/2022

(tonnes)

Common wheat			
week	2020/21	2021/22	2022/23
1	22,112	22,494	12,771
2	43,513	65,676	65,371
3	84,224	104,837	113,358
4	107,290	115,410	150,327
5	159,746	173,602	207,100
6	205,634	228,060	284,042
7	245,472	258,866	361,612
8	325,735	283,528	429,307
9	409,745	341,402	
10	538,173	445,696	
11	640,539	483,403	
12	761,367	544,502	
13	832,705	593,485	
14	874,935	656,428	
15	917,575	698,114	
16	966,134	745,005	
17	1,031,585	854,531	
18	1,105,281	898,061	
19	1,165,939	960,001	
20	1,178,751	1,041,447	
21	1,194,679	1,101,874	
22	1,224,891	1,160,634	
23	1,249,196	1,213,774	
24	1,260,610	1,304,304	
25	1,296,196	1,356,851	
26	1,316,419	1,426,900	
27	1,358,922	1,466,447	
28	1,390,289	1,524,298	
29	1,435,260	1,600,473	
30	1,450,834	1,626,076	
31	1,462,993	1,698,269	
32	1,488,855	1,752,258	
33	1,527,683	1,785,705	
34	1,555,281	1,806,974	
35	1,570,983	1,847,732	
36	1,584,448	1,906,752	
37	1,629,405	1,957,433	
38	1,645,696	1,979,117	
39	1,658,329	2,002,789	
40	1,668,276	2,057,486	
41	1,686,574	2,084,225	
42	1,701,928	2,117,650	
43	1,732,085	2,138,829	
44	1,740,834	2,161,081	
45	1,756,186	2,180,998	
46	1,775,782	2,228,464	
47	1,822,050	2,340,419	
48	1,850,746	2,381,955	
49	1,900,265	2,420,288	
50	1,919,609	2,458,299	
51	1,966,360	2,484,988	
52	2,010,502	2,512,112	
53	2,021,365	2,556,974	

Common wheat flour (grain equivalent)			
week	2020/21	2021/22	2022/23
1	364	2,370	1,517
2	774	8,187	6,117
3	1,454	12,781	10,520
4	1,873	17,205	14,892
5	2,273	21,901	19,446
6	2,867	26,944	22,997
7	3,822	31,729	27,181
8	4,371	36,666	30,509
9	4,854	41,682	
10	5,497	46,902	
11	6,298	52,279	
12	6,891	57,144	
13	7,198	61,978	
14	7,871	67,385	
15	8,118	72,459	
16	8,479	77,018	
17	9,062	82,157	
18	9,743	87,343	
19	10,330	92,650	
20	10,812	98,192	
21	11,211	103,719	
22	11,846	109,765	
23	12,557	115,018	
24	13,389	120,190	
25	14,009	126,137	
26	14,363	130,990	
27	15,143	134,032	
28	17,893	138,216	
29	21,169	142,729	
30	24,955	147,407	
31	29,076	152,300	
32	33,101	156,917	
33	36,175	162,178	
34	39,958	167,491	
35	43,146	172,216	
36	46,278	176,914	
37	50,553	182,000	
38	54,247	186,799	
39	58,469	191,904	
40	63,622	197,012	
41	67,415	201,660	
42	71,497	205,851	
43	75,782	210,137	
44	79,888	215,164	
45	84,077	219,384	
46	88,109	224,088	
47	92,246	228,278	
48	96,674	232,990	
49	101,160	237,179	
50	105,899	242,026	
51	110,720	246,050	
52	115,637	250,357	
53	117,884	253,417	

Durum wheat			
week	2020/21	2021/22	2022/23
1	15,910	24,903	128
2	70,589	62,555	269
3	148,727	178,630	1,666
4	228,769	204,018	2,359
5	290,923	230,861	2,773
6	389,351	232,090	9,671
7	421,013	238,607	9,763
8	497,085	238,671	30,446
9	576,827	240,024	
10	628,124	260,359	
11	643,468	272,308	
12	674,436	344,729	
13	736,081	347,231	
14	802,094	389,623	
15	821,648	405,412	
16	924,355	479,059	
17	966,163	487,000	
18	1,003,356	487,153	
19	1,041,146	550,721	
20	1,050,712	595,765	
21	1,114,180	660,015	
22	1,146,252	697,315	
23	1,258,285	715,872	
24	1,318,719	737,813	
25	1,428,851	771,806	
26	1,483,610	811,006	
27	1,562,712	818,162	
28	1,657,037	840,228	
29	1,784,310	855,308	
30	1,828,752	891,269	
31	1,899,260	933,706	
32	1,927,163	965,069	
33	1,936,321	986,544	
34	1,948,506	992,855	
35	1,965,885	1,008,618	
36	1,986,558	1,009,045	
37	1,986,645	1,040,624	
38	1,988,702	1,053,337	
39	2,000,979	1,064,075	
40	2,001,370	1,074,967	
41	2,176,341	1,080,405	
42	2,185,891	1,082,179	
43	2,252,257	1,084,683	
44	2,357,032	1,128,395	
45	2,362,055	1,129,099	
46	2,376,516	1,151,118	
47	2,452,088	1,204,079	
48	2,515,962	1,223,490	
49	2,625,584	1,223,640	
50	2,701,779	1,250,462	
51	2,757,875	1,272,750	
52	2,820,687	1,299,802	
53	2,836,167	1,299,846	



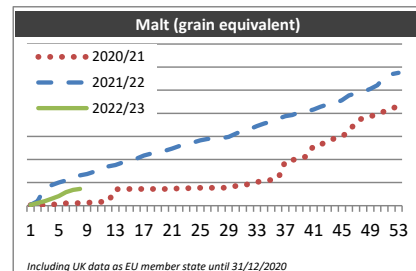
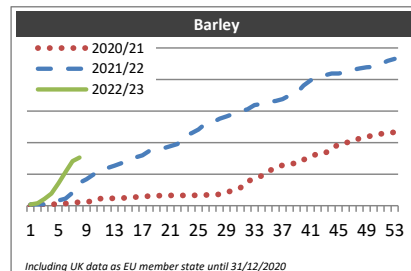
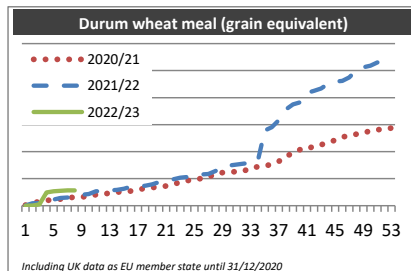
Week 1 to 8 from 01/07/2022 to 21/08/2022

(tonnes)

Durum wheat meal (grain equivalent)			
week	2020/21	2021/22	2022/23
1	21	8	0
2	108	89	3
3	150	103	50
4	194	148	493
5	223	224	536
6	247	286	553
7	294	300	566
8	312	349	566
9	321	403	
10	353	433	
11	410	535	
12	432	542	
13	465	569	
14	502	585	
15	528	626	
16	542	701	
17	597	717	
18	647	738	
19	673	789	
20	698	875	
21	728	926	
22	813	977	
23	848	1,035	
24	930	1,064	
25	985	1,097	
26	1,007	1,158	
27	1,043	1,171	
28	1,198	1,285	
29	1,225	1,449	
30	1,247	1,491	
31	1,259	1,522	
32	1,273	1,561	
33	1,414	1,585	
34	1,435	1,644	
35	1,467	2,786	
36	1,539	2,907	
37	1,644	3,167	
38	1,829	3,560	
39	1,938	3,751	
40	2,077	3,824	
41	2,081	4,178	
42	2,223	4,249	
43	2,259	4,339	
44	2,337	4,519	
45	2,425	4,595	
46	2,548	4,623	
47	2,582	4,748	
48	2,649	5,008	
49	2,676	5,122	
50	2,790	5,180	
51	2,814	5,299	
52	2,839	5,307	
53	2,874	5,327	

Barley			
week	2020/21	2021/22	2022/23
1	15	7,590	7,588
2	1,736	8,127	16,158
3	6,899	8,833	42,677
4	6,902	16,769	76,252
5	13,520	32,972	142,778
6	13,722	44,293	213,305
7	14,445	83,147	282,692
8	24,701	145,348	305,175
9	25,509	167,779	
10	26,468	198,217	
11	44,307	229,268	
12	45,208	239,457	
13	46,951	254,249	
14	47,223	269,867	
15	52,559	282,641	
16	54,429	305,816	
17	54,429	319,132	
18	61,714	349,159	
19	63,015	357,247	
20	64,307	363,936	
21	64,413	378,421	
22	64,592	391,523	
23	64,716	446,105	
24	65,502	459,348	
25	66,521	482,538	
26	68,056	521,251	
27	68,323	528,229	
28	72,261	551,408	
29	84,510	566,871	
30	99,450	582,057	
31	114,874	598,912	
32	154,277	610,776	
33	171,896	638,320	
34	189,587	645,661	
35	219,203	657,549	
36	241,503	664,283	
37	256,027	675,598	
38	266,916	699,375	
39	268,274	714,134	
40	291,610	762,197	
41	310,557	794,275	
42	329,453	817,041	
43	333,000	825,690	
44	357,458	837,721	
45	391,439	838,457	
46	400,091	846,281	
47	404,918	860,910	
48	426,724	869,836	
49	435,642	876,779	
50	446,470	880,212	
51	455,324	897,572	
52	459,469	918,780	
53	465,940	930,862	

Malt (grain equivalent)			
week	2020/21	2021/22	2022/23
1	134	170	161
2	135	993	562
3	139	3,762	984
4	271	4,462	1,524
5	285	5,041	2,071
6	551	5,492	2,940
7	551	6,200	3,426
8	574	6,556	3,639
9	642	6,887	
10	777	7,385	
11	845	8,297	
12	872	8,510	
13	3,595	8,831	
14	3,596	9,347	
15	3,597	9,747	
16	3,597	10,199	
17	3,597	10,860	
18	3,618	11,269	
19	3,618	11,507	
20	3,622	11,918	
21	3,622	12,349	
22	3,757	12,898	
23	3,757	13,257	
24	3,825	13,710	
25	3,891	14,129	
26	3,893	14,448	
27	3,893	14,567	
28	3,893	14,593	
29	3,908	14,900	
30	4,249	15,604	
31	4,406	16,224	
32	4,718	16,607	
33	5,097	17,257	
34	5,396	17,808	
35	5,586	18,194	
36	5,933	18,836	
37	9,653	19,376	
38	9,898	19,634	
39	10,101	20,240	
40	10,682	20,403	
41	12,999	20,845	
42	13,229	21,438	
43	13,923	21,921	
44	14,617	22,184	
45	15,008	22,835	
46	16,058	23,852	
47	18,240	24,329	
48	18,996	24,687	
49	19,343	25,265	
50	19,799	26,049	
51	20,410	27,826	
52	21,041	28,475	
53	21,531	28,766	



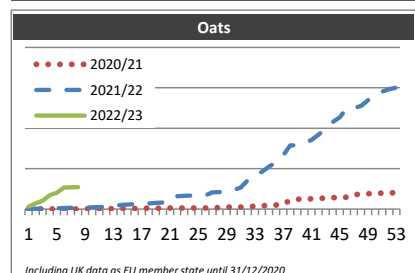
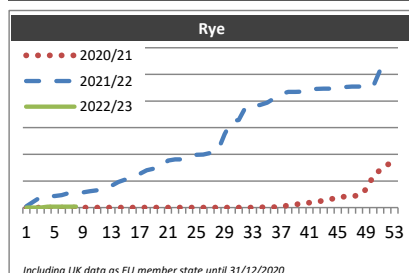
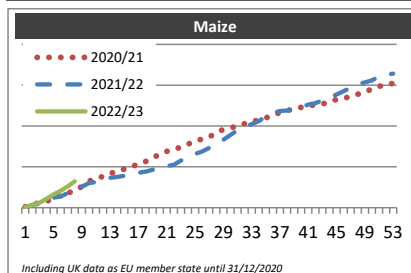
Week 1 to 8 from 01/07/2022 to 21/08/2022

(tonnes)

Maize			
week	2020/21	2021/22	2022/23
1	124,748	89,745	65,920
2	419,378	320,217	348,375
3	595,271	527,425	611,903
4	815,972	851,358	1,093,313
5	1,042,931	1,225,199	1,621,489
6	1,560,728	1,369,135	2,062,901
7	1,821,390	1,780,744	2,609,351
8	2,040,073	2,054,240	3,235,022
9	2,599,754	2,597,994	
10	3,232,831	3,018,641	
11	3,612,176	3,150,156	
12	3,829,175	3,292,671	
13	4,219,341	3,667,603	
14	4,402,520	3,767,048	
15	4,727,179	3,922,270	
16	4,963,268	4,081,448	
17	5,400,173	4,264,591	
18	5,666,468	4,431,774	
19	6,072,793	4,640,772	
20	6,554,661	4,773,230	
21	6,901,144	5,088,559	
22	7,090,925	5,269,813	
23	7,428,158	5,773,181	
24	7,771,347	6,024,463	
25	8,180,488	6,583,325	
26	8,410,770	6,872,023	
27	8,655,548	7,335,985	
28	9,198,411	7,886,760	
29	9,583,852	8,309,745	
30	9,753,859	8,912,786	
31	10,025,021	9,491,473	
32	10,279,446	9,873,841	
33	10,464,201	10,221,730	
34	10,787,115	10,607,239	
35	10,998,605	11,177,328	
36	11,352,529	11,608,431	
37	11,630,639	11,834,955	
38	11,896,864	11,899,838	
39	12,104,498	12,075,179	
40	12,297,115	12,312,914	
41	12,449,551	12,626,590	
42	12,606,070	12,786,979	
43	12,680,903	13,145,757	
44	12,993,394	13,454,958	
45	13,253,330	13,885,838	
46	13,370,758	14,254,445	
47	13,639,480	14,692,613	
48	13,892,902	15,132,289	
49	14,160,064	15,343,707	
50	14,540,192	15,602,818	
51	14,871,679	16,066,889	
52	15,043,859	16,277,446	
53	15,223,937	16,416,865	

Rye			
week	2020/21	2021/22	2022/23
1	0	2,504	0
2	0	11,290	66
3	0	19,382	132
4	2	21,461	1,754
5	2	21,881	1,754
6	2	23,302	1,754
7	2	27,394	1,803
8	2	28,393	1,826
9	2	28,669	
10	2	30,732	
11	2	32,614	
12	2	34,909	
13	2	40,888	
14	2	47,866	
15	2	52,643	
16	2	58,592	
17	8	63,282	
18	8	70,013	
19	8	72,942	
20	8	74,729	
21	8	88,295	
22	9	90,280	
23	9	90,618	
24	9	93,989	
25	10	99,065	
26	10	99,618	
27	10	102,666	
28	10	104,987	
29	10	138,207	
30	10	162,466	
31	10	164,541	
32	10	189,582	
33	10	191,345	
34	387	192,546	
35	1,031	196,701	
36	1,031	204,957	
37	1,308	213,298	
38	4,414	216,998	
39	5,094	217,131	
40	9,061	217,510	
41	9,061	222,544	
42	10,486	222,760	
43	13,391	223,329	
44	16,355	223,396	
45	16,355	225,471	
46	21,246	226,279	
47	21,834	226,990	
48	22,332	227,078	
49	34,693	227,240	
50	58,564	227,328	
51	71,186	258,622	
52	80,689	258,666	
53	86,288	258,890	

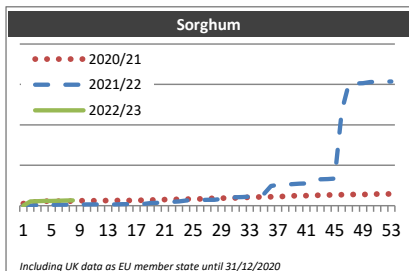
Oats			
week	2020/21	2021/22	2022/23
1	0	162	3,086
2	88	467	7,017
3	110	551	10,465
4	154	693	17,260
5	176	1,019	20,192
6	198	1,248	26,789
7	220	1,553	27,023
8	243	1,720	27,195
9	337	1,983	
10	404	2,197	
11	492	2,574	
12	492	2,927	
13	541	3,231	
14	637	5,000	
15	744	5,500	
16	821	6,051	
17	958	6,464	
18	1,002	7,034	
19	1,073	7,517	
20	1,125	8,045	
21	1,169	15,446	
22	1,237	15,895	
23	1,242	16,416	
24	1,330	16,731	
25	1,379	17,038	
26	1,423	17,119	
27	1,423	20,602	
28	1,895	20,838	
29	2,404	23,122	
30	2,524	23,467	
31	2,584	26,653	
32	3,035	35,845	
33	3,580	42,994	
34	4,190	46,026	
35	4,526	52,549	
36	5,112	57,972	
37	8,828	66,425	
38	9,027	78,731	
39	12,051	78,975	
40	12,495	82,659	
41	12,842	85,525	
42	13,220	92,291	
43	13,573	98,786	
44	13,991	107,701	
45	14,396	113,590	
46	14,723	124,719	
47	17,852	124,955	
48	18,452	127,588	
49	19,000	134,677	
50	19,379	138,298	
51	19,696	145,182	
52	20,048	148,316	
53	20,128	150,233	

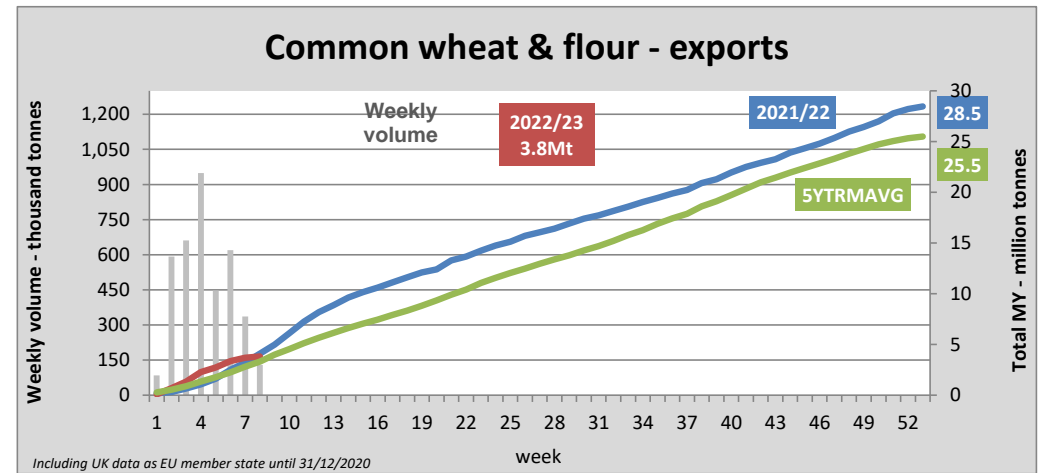
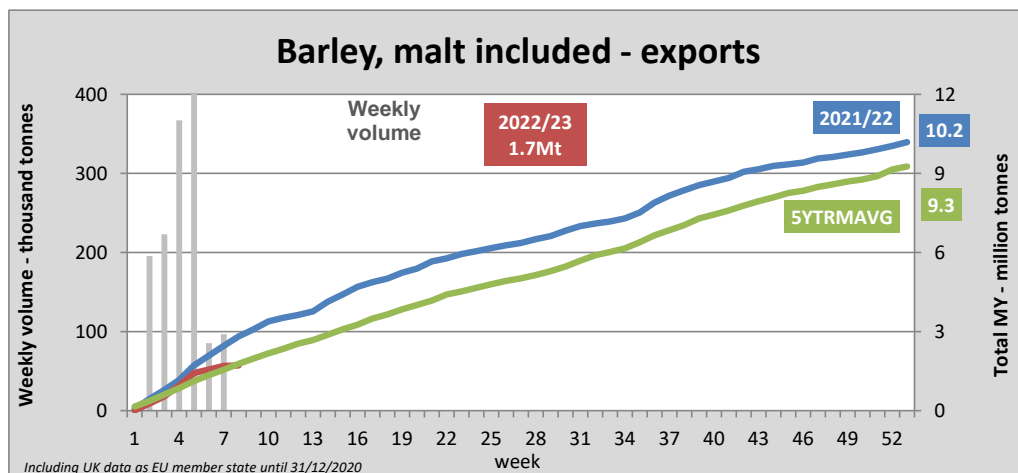
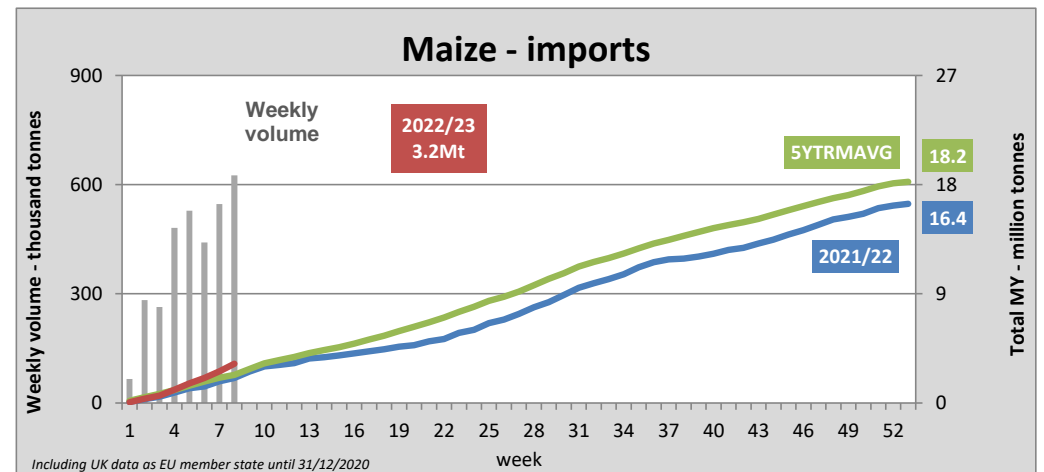
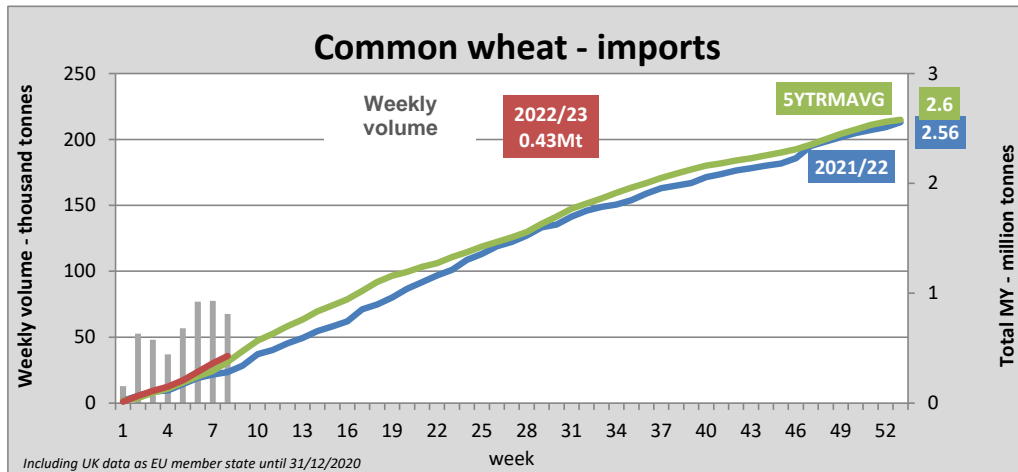


Week 1 to 8 from 01/07/2022 to 21/08/2022

(tonnes)

Sorghum			
week	2020/21	2021/22	2022/23
1	2,653	86	112
2	2,727	218	5,322
3	5,479	820	5,590
4	5,531	1,044	5,777
5	5,627	1,126	5,914
6	5,695	1,188	6,205
7	5,697	1,210	6,429
8	5,721	1,247	6,541
9	6,172	1,373	
10	6,174	1,459	
11	6,243	1,509	
12	6,269	1,510	
13	6,364	1,557	
14	6,387	1,572	
15	6,409	1,736	
16	6,539	1,779	
17	6,629	2,047	
18	6,835	2,226	
19	6,966	3,286	
20	7,168	3,683	
21	7,623	4,129	
22	7,789	4,618	
23	7,926	5,433	
24	8,125	6,322	
25	8,282	6,874	
26	8,461	7,073	
27	8,818	7,210	
28	9,200	7,430	
29	9,365	8,489	
30	9,526	9,919	
31	9,658	10,567	
32	10,077	10,852	
33	10,505	11,381	
34	10,799	14,185	
35	10,903	14,410	
36	11,083	24,396	
37	11,333	25,866	
38	11,618	26,078	
39	12,022	26,546	
40	12,297	27,260	
41	12,411	27,507	
42	12,799	31,994	
43	13,110	32,565	
44	13,327	32,977	
45	13,403	33,409	
46	13,528	117,468	
47	13,750	151,138	
48	13,864	151,358	
49	13,985	151,413	
50	14,117	153,099	
51	14,337	153,221	
52	14,535	153,493	
53	14,602	153,634	





Calendar of Marketing Year weeks

Week	2020/21		2021/22		2022/23	
	Start	End	Start	End	Start	End
1	01/07/2020	05/07/2020	01/07/2021	04/07/2021	01/07/2022	03/07/2022
2	06/07/2020	12/07/2020	05/07/2021	11/07/2021	04/07/2022	10/07/2022
3	13/07/2020	19/07/2020	12/07/2021	18/07/2021	11/07/2022	17/07/2022
4	20/07/2020	26/07/2020	19/07/2021	25/07/2021	18/07/2022	24/07/2022
5	27/07/2020	02/08/2020	26/07/2021	01/08/2021	25/07/2022	31/07/2022
6	03/08/2020	09/08/2020	02/08/2021	08/08/2021	01/08/2022	07/08/2022
7	10/08/2020	16/08/2020	09/08/2021	15/08/2021	08/08/2022	14/08/2022
8	17/08/2020	23/08/2020	16/08/2021	22/08/2021	15/08/2022	21/08/2022
9	24/08/2020	30/08/2020	23/08/2021	29/08/2021	22/08/2022	28/08/2022
10	31/08/2020	06/09/2020	30/08/2021	05/09/2021	29/08/2022	04/09/2022
11	07/09/2020	13/09/2020	06/09/2021	12/09/2021	05/09/2022	11/09/2022
12	14/09/2020	20/09/2020	13/09/2021	19/09/2021	12/09/2022	18/09/2022
13	21/09/2020	27/09/2020	20/09/2021	26/09/2021	19/09/2022	25/09/2022
14	28/09/2020	04/10/2020	27/09/2021	03/10/2021	26/09/2022	02/10/2022
15	05/10/2020	11/10/2020	04/10/2021	10/10/2021	03/10/2022	09/10/2022
16	12/10/2020	18/10/2020	11/10/2021	17/10/2021	10/10/2022	16/10/2022
17	19/10/2020	25/10/2020	18/10/2021	24/10/2021	17/10/2022	23/10/2022
18	26/10/2020	01/11/2020	25/10/2021	31/10/2021	24/10/2022	30/10/2022
19	02/11/2020	08/11/2020	01/11/2021	07/11/2021	31/10/2022	06/11/2022
20	09/11/2020	15/11/2020	08/11/2021	14/11/2021	07/11/2022	13/11/2022
21	16/11/2020	22/11/2020	15/11/2021	21/11/2021	14/11/2022	20/11/2022
22	23/11/2020	29/11/2020	22/11/2021	28/11/2021	21/11/2022	27/11/2022
23	30/11/2020	06/12/2020	29/11/2021	05/12/2021	28/11/2022	04/12/2022
24	07/12/2020	13/12/2020	06/12/2021	12/12/2021	05/12/2022	11/12/2022
25	14/12/2020	20/12/2020	13/12/2021	19/12/2021	12/12/2022	18/12/2022
26	21/12/2020	27/12/2020	20/12/2021	26/12/2021	19/12/2022	25/12/2022
27	28/12/2020	03/01/2021	27/12/2021	02/01/2022	26/12/2022	01/01/2023
28	04/01/2021	10/01/2021	03/01/2022	09/01/2022	02/01/2023	08/01/2023
29	11/01/2021	17/01/2021	10/01/2022	16/01/2022	09/01/2023	15/01/2023
30	18/01/2021	24/01/2021	17/01/2022	23/01/2022	16/01/2023	22/01/2023
31	25/01/2021	31/01/2021	24/01/2022	30/01/2022	23/01/2023	29/01/2023
32	01/02/2021	07/02/2021	31/01/2022	06/02/2022	30/01/2023	05/02/2023
33	08/02/2021	14/02/2021	07/02/2022	13/02/2022	06/02/2023	12/02/2023
34	15/02/2021	21/02/2021	14/02/2022	20/02/2022	13/02/2023	19/02/2023
35	22/02/2021	28/02/2021	21/02/2022	27/02/2022	20/02/2023	26/02/2023
36	01/03/2021	07/03/2021	28/02/2022	06/03/2022	27/02/2023	05/03/2023
37	08/03/2021	14/03/2021	07/03/2022	13/03/2022	06/03/2023	12/03/2023
38	15/03/2021	21/03/2021	14/03/2022	20/03/2022	13/03/2023	19/03/2023
39	22/03/2021	28/03/2021	21/03/2022	27/03/2022	20/03/2023	26/03/2023
40	29/03/2021	04/04/2021	28/03/2022	03/04/2022	27/03/2023	02/04/2023
41	05/04/2021	11/04/2021	04/04/2022	10/04/2022	03/04/2023	09/04/2023
42	12/04/2021	18/04/2021	11/04/2022	17/04/2022	10/04/2023	16/04/2023
43	19/04/2021	25/04/2021	18/04/2022	24/04/2022	17/04/2023	23/04/2023
44	26/04/2021	02/05/2021	25/04/2022	01/05/2022	24/04/2023	30/04/2023
45	03/05/2021	09/05/2021	02/05/2022	08/05/2022	01/05/2023	07/05/2023
46	10/05/2021	16/05/2021	09/05/2022	15/05/2022	08/05/2023	14/05/2023
47	17/05/2021	23/05/2021	16/05/2022	22/05/2022	15/05/2023	21/05/2023
48	24/05/2021	30/05/2021	23/05/2022	29/05/2022	22/05/2023	28/05/2023
49	31/05/2021	06/06/2021	30/05/2022	05/06/2022	29/05/2023	04/06/2023
50	07/06/2021	13/06/2021	06/06/2022	12/06/2022	05/06/2023	11/06/2023
51	14/06/2021	20/06/2021	13/06/2022	19/06/2022	12/06/2023	18/06/2023
52	21/06/2021	27/06/2021	20/06/2022	26/06/2022	19/06/2023	25/06/2023
53	28/06/2021	30/06/2021	27/06/2022	30/06/2022	26/06/2023	30/06/2023