

This report presents data until 21/08/2022 included. However, please note that data might not be complete until that date. We apologise for the inconvenience.

The next report is foreseen to be published on 29/8 at 16h.

#### Trade monitoring through customs surveillance data

The TAXUD surveillance system ("customs surveillance") records and centralizes all trade data (import and exports) directly from the national customs authorities on a daily basis. For each transaction, the stored data contain the information available on the Single Administrative Document (SAD), including the volume and origin of the consignment.

As surveillance system does not include intra-trade data, the UK data as EU partner can't be displayed before 1/1/2021. The data as of 1/1/2021 is therefore not comparable with the data until 31/12/2020.

According to Art.55(2) of Commission Implementing Regulation (EU) 2015/2447, the customs authorities shall provide the Commission at least once a week with data on customs declarations for the goods that have been made subject to surveillance at release for free circulation or at export.

The "customs surveillance" data provide actual and prompt information about the trade (import/export) transaction in terms of volume and origin or destination. The European Commission aims to improve data quality and provide as recent and accurate information as possible. However, Surveillance data are created on the basis of declarations that may be modified, corrected or deleted. Additionally, the legal basis (Regulation (EU) 2015/2447) allows that on specific occasions declaration data may be forwarded with a delay. Therefore, it cannot be guaranteed that information provided is free of errors or that it will not be amended. The European Commission accepts no responsibility with regard to such problems incurred as a result of using these data.

\* The United Kingdom is no longer a Member State of the European Union, however until the end of the transition period it was still a part of the EU Customs Union. Due to the absence of intra-trade data in the surveillance system, the totals of the EU trade data therefore also include the UK data until 31/12/2020. The data as of 1/1/2021 is therefore not comparable with the data until 31/12/2020.

#### Publication of data

This report is published on a weekly basis. In case of a technical issue or another constraint causing delay of the publication, please note that the next upload will be done in the coming days at 12h or 16h.

The data are expressed in quantity of the product itself, unless otherwise stated.  
Below the specifications of the products included in the report.

Product	CN code
Soyabeans	1201 10 00; 1201 90 00
Rapeseed	1205 10 10; 1205 10 90; 1205 90 00
Sunflowerseed	1206 00 10; 1206 00 91; 1206 00 99
Soyameal	2304 00 00
Rapeseed meal	2306 41 00; 2306 49 00
Sunflowerseed meal	2306 30 00
Soyaoil	1507 10 10; 1507 10 90; 1507 90 10; 1507 90 90
Rapeseed oil	1514 11 10; 1514 11 90; 1514 19 10; 1514 19 90; 1514 91 10; 1514 91 90; 1514 99 10; 1514 99 90
Sunflowerseed oil	1512 11 10; 1512 11 91; 1512 11 99; 1512 19 10; 1512 19 90
Palm oil	1511 10 10; 1511 10 90; 1511 90 11; 15119019; 15119091; 15119099

- XI refers to Northern Ireland

- the weekly reference period is from Monday to Sunday

## Cumul of week 1 to 8

(tonnes)	EU*		EU*		EU + UK	
	01/07/2022 - 21/08/2022		01/07/2021 - 22/08/2021		01/07/2020 - 23/08/2020	
	Export	Import	Export	Import	Export	Import
Soyabeans	9,153	1,788,882	4,116	2,104,759	2,884	2,232,628
Rapeseed	162,647	821,196	139,481	451,018	3,148	634,354
Sunflowerseed	25,554	459,411	27,609	19,903	20,193	39,963
<b>Total seeds</b>	<b>197,354</b>	<b>3,069,488</b>	<b>171,206</b>	<b>2,575,680</b>	<b>26,225</b>	<b>2,906,944</b>
Soyameal	89,490	2,095,404	131,732	2,286,422	65,555	2,810,433
Rapeseed meal	76,510	59,407	101,180	109,839	79,206	33,891
Sunflowerseed meal	113,521	291,774	127,131	287,458	34,717	351,413
<b>Total meals</b>	<b>279,520</b>	<b>2,446,585</b>	<b>360,043</b>	<b>2,683,718</b>	<b>179,478</b>	<b>3,195,736</b>
Soyaoil	160,754	49,703	149,253	95,415	83,069	77,396
Rapeseed oil	57,589	50,325	54,051	52,819	61,995	48,618
Sunflowerseed oil	94,557	232,036	87,981	240,094	101,177	369,020
Palm oil	30,828	510,395	32,873	893,893	11,090	985,514
<b>Total oils</b>	<b>343,728</b>	<b>842,459</b>	<b>324,158</b>	<b>1,282,221</b>	<b>257,332</b>	<b>1,480,547</b>
<b>General Total</b>	<b>820,602</b>	<b>6,358,532</b>	<b>855,407</b>	<b>6,541,619</b>	<b>463,034</b>	<b>7,583,227</b>

\* The United Kingdom is no longer a Member State of the European Union, however until the end of the transition period it was still a part of the EU Customs Union. Due to the absence of intra-trade data in the surveillance system, the totals of the EU trade data therefore also include the UK data until 31/12/2020. The data as of 1/1/2021 is therefore not comparable with the data until 31/12/2020.

Week 1 to 8 from 01/07/2022 to 21/08/2022

Summary

Import (tonnes)	Soyabeans	Rapeseed	Sunflower- seed	Soyameal	Rapeseed meal	Sunflower- seed meal	Soyaoil	Rapeseed oil	Sunflower- seed oil	Palm oil
BE	75,852	160,431	556	6,965			65	4,688	3,642	11,498
BG	19	2,690	217,144	312		12,971	2,504	107	28,204	394
CZ	905	2,593	303	118		57	283	195	2,194	58
DK	312		259	141,855			3,926		850	6,846
DE	303,940	123,526	5,566	252,363	6,846	7,826	1,378	163	4,624	33,842
EE			609	286	66	723	42	131	306	
IE	35	1	64	101,076	319		79	630	471	182
EL	38,474	44	298	25,353		21	2,013	2	450	8,560
ES	460,356		5,864	308,980	3,653	13,439	77	999	26,219	181,860
FR	31,070	138,606	10,639	221,120	5,161	41,302	296	71	10,075	8,977
HR		333	3,757	678	901	255	334	35	2,287	1,408
IT	177,739	221	194	88,885	1,301	17,645	24	3	11,617	65,605
CY	1			19,827			366	97	235	
LV	3,991	7,300	23	1,625	1,758	52,009	43	6,886	571	
LT		861	219	9,446	29,760	572	3,961	16,675	4,919	
LU									20	
HU	1,441	20,321	59,756	4,741	151	8,206	160		19,916	220
MT	1						62		212	19
NL	538,928	116,725	24,091	342,475	1,769	66,524	2,855	5,249	18,888	173,642
AT	3,329	732	1,914	1,153		1,195	450	407	4,056	1
PL	11,269	83,228	4,219	327,295	5,141	60,133	27,371	12,180	77,346	139
PT	113,444	12,858	37,608	56			45			2,648
RO	18,060	140,371	76,896	75,502	25	4,302	1,109	290	8,129	1,637
SI	4,575	202	22	111,152	1,658	4,597	729	882	4,335	
SK	4,359	10,153	9,097						1,191	
FI	156		65	1,499			40		64	
SE	257		212	11,631			1,348	19	640	12,840
XI	369	1	36	41,011	899		141	615	574	20
<b>EU*</b>	<b>1,788,882</b>	<b>821,196</b>	<b>459,411</b>	<b>2,095,404</b>	<b>59,407</b>	<b>291,774</b>	<b>49,703</b>	<b>50,325</b>	<b>232,036</b>	<b>510,395</b>

\* The United Kingdom is no longer a Member State of the European Union, however until the end of the transition period it was still a part of the EU Customs Union. Due to the absence of intra-trade data in the surveillance system, the totals of the EU trade data therefore also include the UK data until 31/12/2020. The data as of 1/1/2021 is therefore not comparable with the data until 31/12/2020.

## Top 5 import origins\* - Marketing Year 2022/23 (update of 21/08/2022)

Soyabeans		
Origin	tonnes	share
Brazil	1,065,582	59.6%
United States of America	496,013	27.7%
Uruguay	106,544	6.0%
Ukraine	69,957	3.9%
Canada	24,232	1.4%

Rapeseed		
Origin	tonnes	share
Australia	486,359	59.2%
Ukraine	245,146	29.9%
Canada	37,236	4.5%
Moldova	26,297	3.2%
	17,533	2.1%

Sunflowerseed		
Origin	tonnes	share
Ukraine	422,597	92.0%
Moldova	18,521	4.0%
Argentina	8,495	1.8%
China	5,424	1.2%
Turkey	1,739	0.4%

Soyameal		
Origin	tonnes	share
Brazil	1,199,580	57.2%
Argentina	669,759	32.0%
Paraguay	62,382	3.0%
Russia	36,631	1.7%
Ukraine	32,344	1.5%

Rapeseed meal		
Origin	tonnes	share
Belarus	23,729	39.9%
United Kingdom	15,685	26.4%
Russia	12,414	20.9%
Kazakhstan	2,499	4.2%

Sunflowerseed meal		
Origin	tonnes	share
Argentina	100,940	34.6%
Ukraine	89,311	30.6%
Russia	82,803	28.4%
Moldova	13,689	4.7%
Bosnia and Herzegovina	2,567	0.9%

Sunflowerseed oil		
Origin	tonnes	share
Ukraine	210,070	90.5%
Moldova	8,622	3.7%
Turkey	3,076	1.3%
Serbia	2,757	1.2%
South Africa	1,957	0.8%

Rapeseed oil		
Origin	tonnes	share
Belarus	29,019	57.7%
United Arab Emirates	5,986	11.9%
Russia	4,253	8.5%
United Kingdom	2,769	5.5%
Virgin Islands, British	2,217	4.4%

Soyaoil		
Origin	tonnes	share
Ukraine	28,316	57.0%
Serbia	8,481	17.1%
Norway	7,401	14.9%
Belarus	3,766	7.6%
United Kingdom	1,019	2.0%

Palm oil		
Origin	tonnes	share
Indonesia	162,953	31.9%
Malaysia	136,577	26.8%
Guatemala	105,850	20.7%
Costa Rica	27,403	5.4%
Colombia	24,850	4.9%

\* The United Kingdom is no longer a Member State of the European Union, however until the end of the transition period it was still a part of the EU Customs Union. Due to the absence of intra-trade data in the surveillance system, the totals of the EU trade data therefore also include the UK data until 31/12/2020. The data as of 1/1/2021 is therefore not comparable with the data until 31/12/2020.

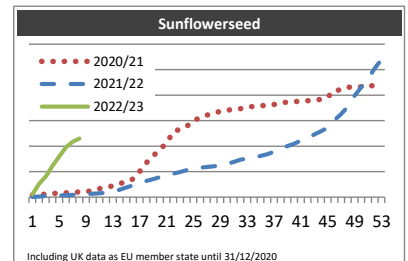
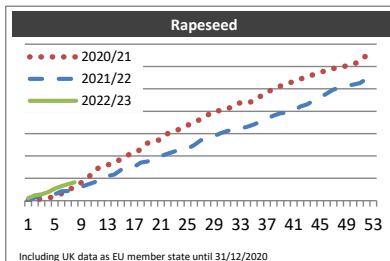
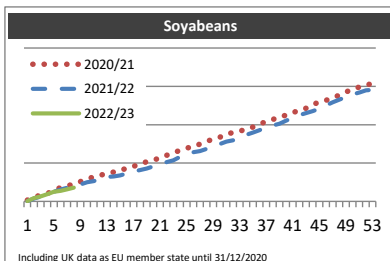
Week 1 to 8 from 01/07/2022 to 21/08/2022

(tonnes)

Soyabeans			
week	2020/21	2021/22	2022/23
1	163413	14050	30942
2	555,679	356,431	427,108
3	809,177	612,285	651,691
4	1,030,274	966,648	934,605
5	1,426,359	1,267,009	1,270,985
6	1,791,837	1,543,189	1,370,934
7	2,034,261	1,771,183	1,578,796
8	2,232,628	2,104,759	1,788,882
9	2,589,473	2,218,882	
10	2,966,515	2,486,145	
11	3,154,630	2,647,869	
12	3,416,837	2,918,773	
13	3,617,651	3,176,839	
14	3,818,988	3,232,856	
15	4,143,949	3,384,516	
16	4,255,378	3,645,482	
17	4,582,823	3,918,297	
18	4,857,846	4,085,793	
19	5,165,400	4,287,563	
20	5,410,281	4,581,555	
21	5,635,100	4,849,665	
22	6,015,529	5,114,057	
23	6,289,050	5,346,163	
24	6,663,971	5,804,822	
25	6,974,149	6,077,596	
26	7,112,801	6,418,888	
27	7,484,344	6,545,239	
28	7,863,955	6,839,894	
29	8,091,846	7,123,894	
30	8,365,878	7,467,144	
31	8,787,113	7,795,396	
32	8,981,118	7,980,300	
33	9,190,004	8,296,074	
34	9,392,775	8,688,199	
35	9,691,017	8,973,141	
36	10,071,149	9,298,449	
37	10,405,077	9,632,416	
38	10,690,157	9,888,812	
39	11,038,055	10,116,187	
40	11,236,411	10,543,002	
41	11,581,417	10,864,864	
42	11,901,186	11,258,217	
43	12,147,417	11,509,371	
44	12,613,903	11,762,229	
45	12,969,084	12,075,064	
46	13,180,685	12,525,435	
47	13,518,846	12,936,438	
48	13,846,912	13,266,156	
49	14,291,856	13,604,659	
50	14,582,584	13,958,623	
51	14,899,749	14,177,049	
52	15,109,370	14,473,769	
53	15,424,529	14,547,785	

Rapeseed			
week	2020/21	2021/22	2022/23
1	2303	1890	111313
2	30,315	147,372	243,377
3	87,701	185,167	281,658
4	117,612	252,202	381,830
5	191,335	286,826	535,777
6	310,167	418,125	644,906
7	447,212	435,611	741,478
8	634,354	451,018	821,196
9	809,917	617,850	
10	1,005,715	732,158	
11	1,368,635	830,570	
12	1,519,996	1,025,882	
13	1,608,779	1,101,083	
14	1,675,495	1,176,659	
15	1,870,591	1,382,702	
16	2,045,747	1,387,626	
17	2,116,047	1,519,801	
18	2,302,683	1,707,635	
19	2,575,115	1,756,465	
20	2,653,439	1,883,681	
21	2,741,156	1,997,658	
22	3,000,518	2,104,105	
23	3,101,934	2,201,798	
24	3,226,133	2,299,722	
25	3,375,065	2,328,546	
26	3,495,914	2,481,515	
27	3,654,993	2,706,106	
28	3,816,857	2,757,541	
29	4,020,847	2,889,446	
30	4,021,706	3,022,498	
31	4,086,795	3,115,145	
32	4,278,493	3,182,682	
33	4,385,639	3,225,437	
34	4,386,353	3,300,334	
35	4,450,697	3,403,095	
36	4,666,156	3,539,442	
37	4,836,258	3,669,813	
38	5,011,358	3,809,408	
39	5,126,993	3,904,905	
40	5,253,716	3,941,460	
41	5,316,458	4,008,494	
42	5,445,875	4,216,895	
43	5,515,224	4,306,735	
44	5,644,871	4,483,588	
45	5,725,852	4,616,538	
46	5,855,454	4,799,683	
47	5,910,269	4,969,802	
48	5,968,406	5,046,674	
49	6,034,738	5,140,173	
50	6,098,157	5,193,361	
51	6,249,596	5,263,053	
52	6,508,651	5,455,978	
53	6,508,775	5,518,896	

Sunflowerseed			
week	2020/21	2021/22	2022/23
1	16761	1412	21548
2	19,897	4,150	102,684
3	23,107	10,137	162,759
4	27,803	11,968	245,858
5	31,016	13,827	317,662
6	34,177	15,499	390,537
7	37,766	17,808	433,463
8	39,963	19,903	459,411
9	42,104	23,176	
10	50,780	26,290	
11	67,467	29,618	
12	78,060	35,148	
13	88,232	41,976	
14	107,383	58,383	
15	118,575	75,431	
16	143,817	92,000	
17	201,932	109,230	
18	272,010	126,837	
19	323,928	141,818	
20	374,526	156,902	
21	424,028	172,694	
22	513,431	184,877	
23	533,627	196,726	
24	554,478	211,485	
25	601,323	220,907	
26	621,950	231,541	
27	643,023	236,363	
28	653,515	240,905	
29	675,330	248,547	
30	681,005	260,919	
31	689,028	275,768	
32	694,016	294,084	
33	707,479	302,481	
34	711,184	312,258	
35	716,717	322,755	
36	720,903	337,040	
37	727,605	356,854	
38	738,091	381,063	
39	746,185	401,735	
40	749,580	419,113	
41	753,289	445,069	
42	756,451	463,372	
43	760,965	492,031	
44	766,958	517,169	
45	784,670	545,253	
46	837,102	603,884	
47	840,648	651,449	
48	861,598	709,390	
49	863,565	795,595	
50	866,075	863,085	
51	871,040	928,242	
52	875,304	1,011,597	
53	876,698	1,078,573	



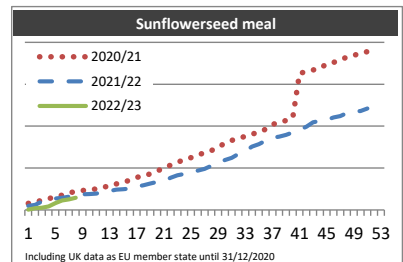
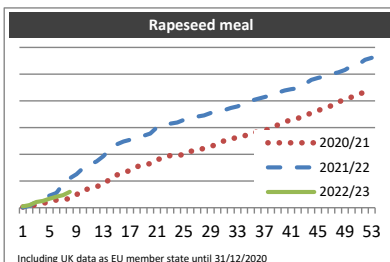
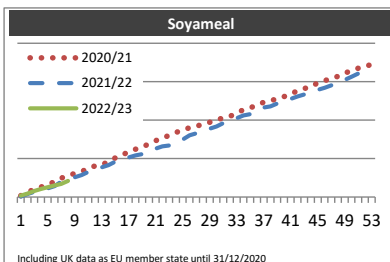
Week 1 to 8 from 01/07/2022 to 21/08/2022

(tonnes)

Soyameal			
week	2020/21	2021/22	2022/23
1	179510	52604	186296
2	576,192	390,984	444,603
3	1,037,063	669,965	790,417
4	1,292,127	854,907	1,057,673
5	1,571,296	1,135,410	1,290,295
6	2,012,516	1,432,248	1,512,542
7	2,448,836	1,984,315	1,705,876
8	2,810,433	2,286,422	2,095,404
9	3,063,572	2,579,780	
10	3,277,846	2,866,270	
11	3,774,628	3,262,690	
12	4,021,207	3,524,664	
13	4,168,888	3,873,614	
14	4,605,061	4,153,112	
15	5,100,524	4,611,816	
16	5,531,856	4,952,255	
17	5,819,215	5,166,557	
18	6,204,174	5,411,242	
19	6,469,839	5,595,479	
20	6,947,594	5,924,809	
21	7,326,283	6,317,664	
22	7,658,005	6,585,288	
23	8,013,975	6,718,363	
24	8,411,736	7,129,204	
25	8,753,876	7,468,019	
26	8,991,053	8,031,898	
27	9,174,789	8,293,233	
28	9,527,028	8,583,838	
29	9,732,586	8,879,315	
30	10,007,934	9,183,381	
31	10,284,783	9,611,062	
32	10,492,484	9,953,453	
33	10,936,336	10,272,372	
34	11,366,704	10,605,788	
35	11,624,650	10,773,772	
36	11,926,024	11,170,092	
37	12,343,385	11,647,265	
38	12,527,220	11,778,217	
39	12,767,402	12,177,343	
40	13,063,853	12,363,091	
41	13,385,683	12,769,151	
42	13,831,726	13,078,161	
43	14,131,372	13,351,620	
44	14,328,077	13,652,873	
45	14,867,566	13,934,743	
46	15,116,011	14,209,940	
47	15,435,416	14,508,401	
48	15,696,375	14,916,482	
49	16,115,188	15,245,964	
50	16,419,004	15,632,088	
51	16,761,399	16,062,862	
52	16,974,387	16,224,549	
53	17,269,643	16,517,391	

Rapeseed meal			
week	2020/21	2021/22	2022/23
1	2517	787	4966
2	4,198	7,298	10,104
3	12,303	21,470	21,338
4	15,713	34,669	25,147
5	23,499	45,556	34,178
6	28,772	55,018	41,452
7	31,119	88,211	47,293
8	33,891	109,839	59,407
9	48,922	125,415	
10	67,123	148,670	
11	71,166	161,501	
12	79,202	173,273	
13	86,934	192,764	
14	108,011	218,581	
15	122,229	236,993	
16	133,128	248,164	
17	138,726	254,303	
18	153,843	259,363	
19	160,494	269,031	
20	165,189	277,230	
21	181,101	300,838	
22	184,631	304,058	
23	195,504	314,451	
24	196,660	319,016	
25	198,505	328,631	
26	211,655	333,751	
27	212,980	341,669	
28	222,791	345,413	
29	228,456	354,802	
30	238,662	363,577	
31	250,529	365,598	
32	254,702	373,792	
33	266,354	378,982	
34	269,362	389,843	
35	274,855	400,802	
36	285,308	407,809	
37	289,407	414,211	
38	296,634	420,984	
39	310,256	430,407	
40	320,241	439,188	
41	329,839	443,987	
42	334,274	447,177	
43	344,713	462,513	
44	354,887	478,502	
45	363,564	486,281	
46	373,616	491,523	
47	381,741	500,630	
48	396,079	506,363	
49	404,659	515,447	
50	414,231	530,223	
51	425,820	536,380	
52	431,873	553,974	
53	440,814	561,245	

Sunflowerseed meal			
week	2020/21	2021/22	2022/23
1	35885	26171	7352
2	94,071	83,234	41,426
3	157,119	97,880	50,328
4	195,625	120,265	82,386
5	227,778	197,951	164,035
6	269,888	232,858	225,364
7	313,975	272,441	252,183
8	351,413	287,458	291,774
9	405,908	315,307	
10	440,182	358,385	
11	462,890	371,568	
12	484,228	379,654	
13	500,761	392,009	
14	548,793	427,254	
15	564,030	454,760	
16	620,328	484,656	
17	658,886	496,415	
18	712,979	511,335	
19	778,803	558,136	
20	804,815	587,814	
21	864,744	629,990	
22	923,726	669,501	
23	1,013,539	695,107	
24	1,068,096	771,791	
25	1,131,590	825,386	
26	1,205,810	858,886	
27	1,249,601	908,734	
28	1,314,916	939,100	
29	1,361,293	982,419	
30	1,416,868	1,053,239	
31	1,502,772	1,132,287	
32	1,589,189	1,190,262	
33	1,659,070	1,243,705	
34	1,714,453	1,336,828	
35	1,753,907	1,406,068	
36	1,813,705	1,512,492	
37	1,851,284	1,571,550	
38	1,926,666	1,652,757	
39	2,037,469	1,721,380	
40	2,092,880	1,750,865	
41	2,134,726	1,792,928	
42	2,191,810	1,848,870	
43	2,263,589	1,911,552	
44	2,300,553	1,986,185	
45	2,341,100	2,093,602	
46	2,372,738	2,123,904	
47	2,486,612	2,150,479	
48	2,521,477	2,206,808	
49	2,584,059	2,237,773	
50	2,645,512	2,313,554	
51	2,688,625	2,348,238	
52	2,743,893	2,362,884	
53	2,777,842	2,421,262	



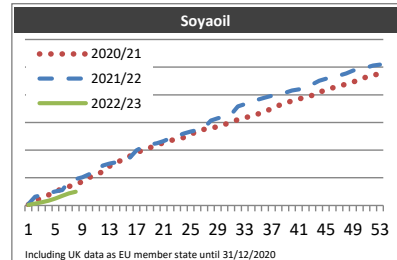
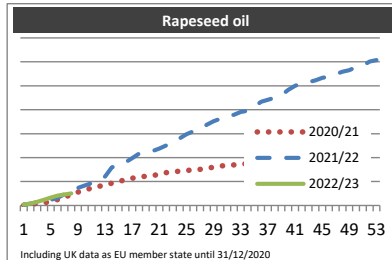
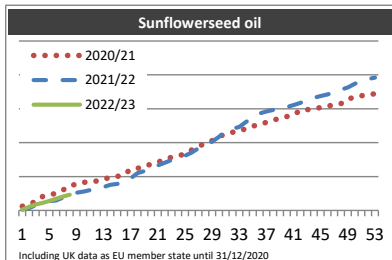
Week 1 to 8 from 01/07/2022 to 21/08/2022

(tonnes)

Sunflowerseed oil			
week	2020/21	2021/22	2022/23
1	61274	11291	11797
2	99,767	32,995	53,609
3	127,510	78,345	86,836
4	206,284	112,683	111,512
5	233,077	136,733	141,319
6	250,043	147,491	173,001
7	300,503	188,648	206,941
8	369,020	240,094	232,036
9	384,067	261,468	
10	412,657	278,224	
11	419,245	299,889	
12	432,728	315,279	
13	467,867	344,761	
14	483,678	377,955	
15	502,637	390,193	
16	525,811	412,951	
17	608,046	474,615	
18	622,687	551,588	
19	639,838	581,382	
20	688,166	610,664	
21	711,439	665,563	
22	758,539	704,232	
23	780,977	744,203	
24	806,081	768,471	
25	833,276	807,495	
26	893,670	855,113	
27	949,863	920,124	
28	987,543	970,766	
29	1,031,431	1,012,352	
30	1,091,449	1,086,130	
31	1,123,209	1,171,056	
32	1,154,652	1,206,270	
33	1,167,289	1,232,893	
34	1,208,883	1,306,703	
35	1,246,184	1,362,410	
36	1,263,918	1,431,405	
37	1,299,451	1,460,109	
38	1,332,254	1,482,367	
39	1,360,726	1,509,219	
40	1,385,454	1,525,827	
41	1,408,552	1,556,364	
42	1,481,417	1,588,919	
43	1,485,994	1,627,513	
44	1,500,866	1,662,980	
45	1,518,356	1,687,185	
46	1,537,009	1,711,305	
47	1,558,188	1,743,566	
48	1,576,986	1,782,005	
49	1,647,718	1,814,679	
50	1,670,212	1,868,475	
51	1,692,517	1,907,381	
52	1,710,958	1,938,946	
53	1,719,669	1,959,973	

Rapeseed oil			
week	2020/21	2021/22	2022/23
1	1175	2667	3288
2	5,573	7,789	7,876
3	8,591	13,967	15,532
4	10,444	18,770	23,500
5	17,557	24,023	32,894
6	24,336	32,458	40,834
7	30,856	46,477	46,299
8	48,618	52,819	50,325
9	55,911	73,545	
10	62,685	83,554	
11	73,567	92,792	
12	78,739	103,406	
13	86,113	121,848	
14	92,598	159,157	
15	98,040	167,825	
16	109,291	180,183	
17	114,035	198,288	
18	117,987	216,214	
19	122,604	221,826	
20	125,079	227,998	
21	129,502	238,063	
22	136,800	250,652	
23	139,955	264,657	
24	143,541	279,908	
25	146,233	298,100	
26	148,025	309,486	
27	151,098	318,987	
28	156,195	337,250	
29	159,136	352,154	
30	164,771	362,596	
31	167,364	372,083	
32	169,696	379,319	
33	171,975	391,305	
34	174,879	395,818	
35	176,084	413,480	
36	177,751	432,889	
37	178,988	441,910	
38	188,808	450,331	
39	193,746	460,888	
40	196,841	483,281	
41	202,575	499,715	
42	207,426	509,956	
43	213,360	515,563	
44	217,225	522,381	
45	219,421	533,424	
46	222,671	538,922	
47	230,102	549,082	
48	238,377	558,581	
49	242,338	565,252	
50	247,147	578,545	
51	254,394	584,426	
52	259,332	601,704	
53	263,246	607,434	

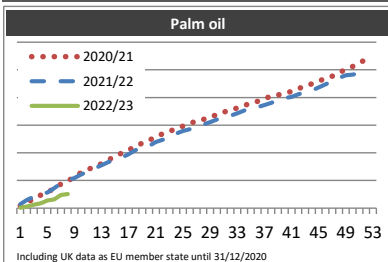
Soyaoil			
week	2020/21	2021/22	2022/23
1	3142	4919	2027
2	18,365	31,359	7,326
3	26,725	37,015	11,466
4	37,959	44,616	17,499
5	51,088	50,579	25,505
6	60,397	56,030	34,608
7	68,736	87,140	43,512
8	77,396	95,415	49,703
9	86,162	102,030	
10	101,124	113,081	
11	112,405	117,248	
12	121,536	144,544	
13	142,066	151,542	
14	156,883	156,234	
15	164,181	164,095	
16	178,523	173,316	
17	190,536	199,435	
18	201,258	213,024	
19	209,001	220,443	
20	217,571	225,132	
21	227,023	232,626	
22	234,638	243,392	
23	240,830	250,898	
24	245,763	259,922	
25	254,932	267,576	
26	270,393	273,009	
27	274,984	280,504	
28	278,029	306,813	
29	285,222	315,241	
30	292,440	321,579	
31	301,893	329,756	
32	310,229	358,605	
33	316,647	366,353	
34	323,663	372,860	
35	331,055	383,120	
36	339,958	390,171	
37	350,561	396,716	
38	361,106	402,612	
39	370,226	407,330	
40	377,906	415,503	
41	384,801	419,821	
42	392,572	429,123	
43	398,443	437,770	
44	410,045	450,499	
45	416,377	457,951	
46	425,102	464,250	
47	431,584	470,150	
48	438,983	477,048	
49	445,680	487,706	
50	455,627	494,268	
51	464,204	499,046	
52	472,386	506,296	
53	474,431	509,238	



Week 1 to 8 from 01/07/2022 to 21/08/2022

(tonnes)

Palm oil			
week	2020/21	2021/22	2022/23
1	89490	39918	15052
2	214,613	143,666	64,363
3	335,253	297,795	129,024
4	465,888	411,218	176,098
5	567,372	515,596	279,126
6	723,520	566,974	319,967
7	865,803	723,426	476,336
8	985,514	893,893	510,395
9	1,126,309	1,001,164	
10	1,293,478	1,093,575	
11	1,405,815	1,222,066	
12	1,499,626	1,332,444	
13	1,606,954	1,443,372	
14	1,737,741	1,556,140	
15	1,891,987	1,669,351	
16	1,997,148	1,754,616	
17	2,101,959	1,833,150	
18	2,230,820	1,950,465	
19	2,352,967	2,099,306	
20	2,466,587	2,177,369	
21	2,555,917	2,249,287	
22	2,698,317	2,391,766	
23	2,787,257	2,470,147	
24	2,866,567	2,526,459	
25	2,966,205	2,692,778	
26	3,050,176	2,795,303	
27	3,165,896	2,856,846	
28	3,210,636	2,939,999	
29	3,301,617	3,021,408	
30	3,377,449	3,109,415	
31	3,474,312	3,210,486	
32	3,553,447	3,280,962	
33	3,620,090	3,346,686	
34	3,698,795	3,433,641	
35	3,802,261	3,524,261	
36	3,861,726	3,598,067	
37	3,951,063	3,650,491	
38	4,057,006	3,729,416	
39	4,094,314	3,802,794	
40	4,145,388	3,901,511	
41	4,219,217	3,982,040	
42	4,314,262	4,022,777	
43	4,420,985	4,116,355	
44	4,488,519	4,191,628	
45	4,597,561	4,255,328	
46	4,687,799	4,362,089	
47	4,774,122	4,476,732	
48	4,891,825	4,592,489	
49	5,022,612	4,706,784	
50	5,122,138	4,803,611	
51	5,260,052	4,829,432	
52	5,373,082	4,877,857	
53	5,439,720	4,916,378	





Week 1 to 8 from 01/07/2022 to 21/08/2022

Summary

Export (tonnes)	Soyabeans	Rapeseed	Sunflower-seed	Soyameal	Rapeseed meal	Sunflower-seed meal	Soyaoil	Rapeseed oil	Sunflower-seed oil	Palm oil
BE	1,009	16,587	41	1,862	3,300	203	11,406	1,895	2,793	616
BG	1		18,368	2	277	70,360		34	20,772	15
CZ									190	
DK	5	3	8	95	343		62	6,348	25	2,993
DE	276	1,816	187	12,727	17,409	10,633	2,715	12,565	886	4,925
EE		5,248	125				75	2,576	221	493
IE		393								
EL			1	4,070			476	108	47	298
ES	22	8,108	35	7,405			58,005	4,061	24,030	11,833
FR	1,371	7,491	1,645	223	1,558	3,886	2,613	3,882	10,485	44
HR	769	1,000	14	50			1	55	753	28
IT	69	28	3	1,126		205	40,194	268	1,914	549
CY									7	
LV		23,343	1	481	6,500			4	1	74
LT		13,481	12	18,296	1,949	1,768		7,949	648	38
LU							3		97	
HU		166	4	347		439			3,118	11
MT										
NL	95	10	127	40,482		7,571	31,906	8,857	11,274	7,242
AT	523	343	274	730	239	493	46	424	1,340	1
PL	1,317	3,131	146	739	1		52	1,106	2,798	91
PT	61		2	326	25	4,478	13,080		443	34
RO	3,634	81,498	4,435	504	31,516	13,457		503	12,456	3
SI				25				45		
SK						25				
FI					6,500			5,080	3	
SE	1	1	126		6,893		119	1,829	256	1,539
XI										
<b>EU*</b>	<b>9,153</b>	<b>162,647</b>	<b>25,554</b>	<b>89,490</b>	<b>76,510</b>	<b>113,521</b>	<b>160,754</b>	<b>57,589</b>	<b>94,557</b>	<b>30,828</b>

\* The United Kingdom is no longer a Member State of the European Union, however until the end of the transition period it was still a part of the EU Customs Union. Due to the absence of intra-trade data in the surveillance system, the totals of the EU trade data therefore also include the UK data until 31/12/2020. The data as of 1/1/2021 is therefore not comparable with the data until 31/12/2020.

## Top 5 export destinations\* - Marketing Year 2022/23 (update of 21/08/2022)

Soyabeans		
Destination	tonnes	share
Turkey	3,584	39.2%
Switzerland	1,786	19.5%
Belarus	1,317	14.4%
United Kingdom	883	9.7%
Serbia	820	9.0%

Rapeseed		
Destination	tonnes	share
United Kingdom	104,891	64.5%
Pakistan	47,000	28.9%
Bosnia and Herzegovina	3,844	2.4%
Norway	3,033	1.9%
	1,801	1.1%

Sunflowerseed		
Destination	tonnes	share
United Kingdom	7,670	30.0%
Turkey	4,504	17.6%
United States of America	3,755	14.7%
Canada	3,406	13.3%
China	2,000	7.8%

Soyameal		
Destination	tonnes	share
United Kingdom	41,079	45.9%
Uzbekistan	15,016	16.8%
Switzerland	13,158	14.7%
Turkey	6,601	7.4%
North Macedonia	3,167	3.5%

Rapeseed meal		
Destination	tonnes	share
Israel	31,490	41.2%
Norway	21,843	28.5%
Switzerland	15,957	20.9%

Sunflowerseed meal		
Destination	tonnes	share
China	47,300	41.7%
Morocco	18,412	16.2%
Israel	16,243	14.3%
United Kingdom	15,790	13.9%
Norway	8,302	7.3%

Sunflowerseed oil		
Destination	tonnes	share
United Kingdom	26,697	28.2%
South Africa	18,621	19.7%
India	17,341	18.3%
Turkey	5,891	6.2%
United States of America	4,159	4.4%

Rapeseed oil		
Destination	tonnes	share
Norway	30,958	53.8%
United Kingdom	13,658	23.7%
Israel	4,824	8.4%
United States of America	1,851	3.2%
Switzerland	1,278	2.2%

Soyaoil		
Destination	tonnes	share
Morocco	53,492	33.3%
United Kingdom	35,292	22.0%
Algeria	32,784	20.4%
South Africa	10,904	6.8%
Egypt	7,352	4.6%

Palm oil		
Destination	tonnes	share
Gibraltar	11,500	37.3%
United Kingdom	8,839	28.7%
Russia	2,347	7.6%
Ukraine	2,091	6.8%
Uruguay	1,910	6.2%

\* The United Kingdom is no longer a Member State of the European Union, however until the end of the transition period it was still a part of the EU Customs Union. Due to the absence of intra-trade data in the surveillance system, the totals of the EU trade data therefore also include the UK data until 31/12/2020. The data as of 1/1/2021 is therefore not comparable with the data until 31/12/2020.

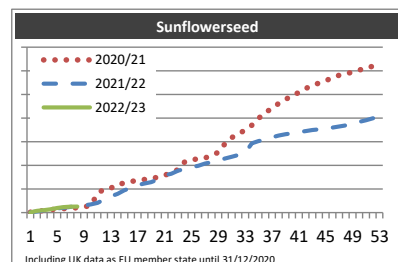
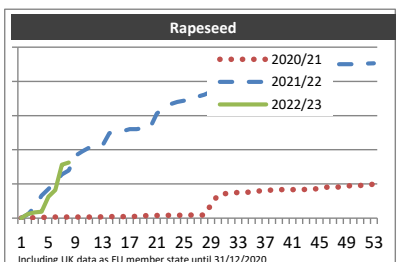
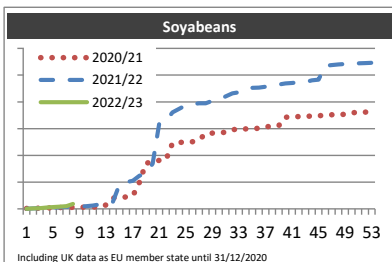
Week 1 to 8 from 01/07/2022 to 21/08/2022

(tonnes)

Soyabeans			
week	2020/21	2021/22	2022/23
1	730	171	134
2	1,194	831	830
3	1,430	1,370	1,347
4	1,671	1,869	2,416
5	2,067	2,455	3,143
6	2,353	2,762	4,133
7	2,567	3,721	4,884
8	2,884	4,116	9,153
9	3,011	4,513	
10	3,117	4,785	
11	3,321	6,067	
12	3,925	8,373	
13	7,269	11,353	
14	20,230	13,241	
15	21,185	45,989	
16	22,221	50,166	
17	23,959	52,319	
18	49,653	62,103	
19	85,883	66,259	
20	86,365	84,778	
21	90,802	160,374	
22	91,468	164,550	
23	123,174	180,571	
24	123,952	187,017	
25	125,381	193,463	
26	125,680	195,625	
27	128,876	197,148	
28	140,953	197,542	
29	141,624	202,047	
30	142,178	203,942	
31	143,066	209,997	
32	148,015	216,021	
33	148,739	218,103	
34	149,327	220,195	
35	150,051	226,149	
36	150,737	226,843	
37	153,070	228,375	
38	154,661	230,857	
39	155,802	232,569	
40	171,350	234,668	
41	171,714	235,506	
42	172,498	236,388	
43	173,100	237,106	
44	173,544	240,475	
45	174,067	241,497	
46	174,751	267,652	
47	175,703	268,865	
48	176,277	269,979	
49	176,900	271,013	
50	179,697	271,392	
51	180,378	271,932	
52	180,883	272,581	
53	181,066	273,003	

Rapeseed			
week	2020/21	2021/22	2022/23
1	391	490	358
2	1,006	11,786	12,215
3	1,661	32,963	17,021
4	2,206	66,063	18,651
5	2,674	85,589	62,558
6	2,984	106,206	82,236
7	3,119	127,820	156,612
8	3,148	139,481	162,647
9	3,228	182,963	
10	3,279	195,014	
11	3,372	205,868	
12	3,439	209,273	
13	3,666	212,305	
14	4,297	248,666	
15	4,372	252,030	
16	4,469	254,245	
17	4,567	260,154	
18	4,928	260,493	
19	7,222	263,712	
20	7,407	264,073	
21	7,483	305,887	
22	7,869	320,136	
23	8,156	333,469	
24	8,438	339,753	
25	8,773	343,620	
26	8,811	350,170	
27	8,835	355,554	
28	8,892	360,944	
29	39,917	370,296	
30	67,537	379,557	
31	71,616	386,017	
32	71,810	386,366	
33	75,585	389,241	
34	75,669	395,984	
35	76,407	399,372	
36	79,569	402,480	
37	79,647	402,612	
38	82,615	405,663	
39	83,082	408,858	
40	83,211	412,709	
41	83,438	413,066	
42	83,620	416,284	
43	84,028	419,487	
44	84,369	419,561	
45	87,560	424,966	
46	90,239	435,487	
47	90,467	449,548	
48	90,980	449,883	
49	94,666	450,169	
50	95,222	450,353	
51	95,869	451,020	
52	96,314	451,895	
53	99,768	452,802	

Sunflowerseed			
week	2020/21	2021/22	2022/23
1	1,753	1,194	943
2	5,401	4,607	7,079
3	8,174	8,443	10,711
4	11,769	13,255	13,848
5	14,548	17,396	19,534
6	16,519	20,933	22,914
7	18,600	24,428	25,268
8	20,193	27,609	25,554
9	24,761	30,728	
10	28,606	34,300	
11	80,140	41,083	
12	99,508	54,767	
13	103,653	69,186	
14	120,793	79,320	
15	124,713	94,580	
16	131,953	104,523	
17	136,528	116,972	
18	140,328	123,340	
19	144,828	129,134	
20	149,863	139,842	
21	157,187	157,545	
22	171,608	164,570	
23	180,963	177,676	
24	214,746	185,377	
25	221,090	192,222	
26	228,892	198,268	
27	230,831	207,252	
28	242,180	212,654	
29	254,730	221,253	
30	291,738	229,171	
31	317,470	236,540	
32	332,663	244,148	
33	349,787	253,043	
34	370,084	293,333	
35	397,621	302,708	
36	427,451	308,499	
37	437,091	318,413	
38	462,414	326,088	
39	477,625	331,594	
40	498,209	335,886	
41	507,177	340,825	
42	523,994	344,924	
43	539,956	349,284	
44	547,810	352,167	
45	558,190	354,409	
46	571,053	359,825	
47	581,490	364,297	
48	587,896	369,184	
49	593,886	376,511	
50	602,743	384,469	
51	613,511	390,910	
52	618,136	398,727	
53	620,400	402,168	



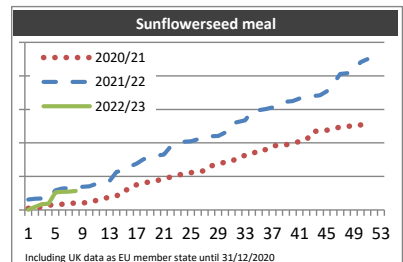
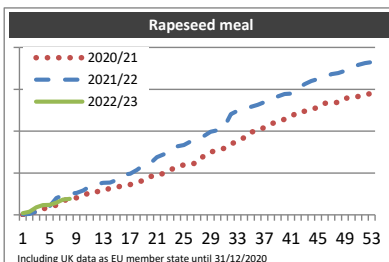
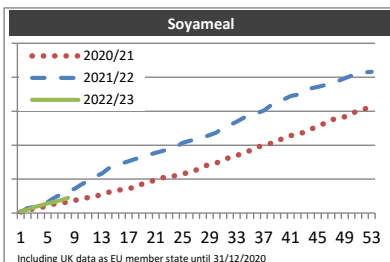
Week 1 to 8 from 01/07/2022 to 21/08/2022

(tonnes)

Soyameal			
week	2020/21	2021/22	2022/23
1	6,588	5,225	9,478
2	16,524	28,078	19,272
3	25,894	36,288	34,841
4	34,125	52,386	45,185
5	40,168	65,668	57,526
6	54,923	91,459	65,688
7	59,881	111,093	77,403
8	65,555	131,732	89,490
9	74,647	143,155	
10	84,143	169,225	
11	90,840	189,418	
12	96,270	215,405	
13	111,757	231,853	
14	121,785	262,999	
15	128,705	276,981	
16	138,851	292,095	
17	145,293	306,156	
18	151,413	318,090	
19	172,040	327,276	
20	182,097	343,551	
21	196,445	355,421	
22	208,816	365,441	
23	212,414	376,692	
24	221,318	390,774	
25	232,155	413,365	
26	239,221	425,695	
27	253,495	433,290	
28	272,709	446,819	
29	287,084	459,215	
30	295,205	475,125	
31	311,457	502,548	
32	328,700	519,215	
33	338,047	538,519	
34	356,268	560,360	
35	367,970	570,551	
36	387,906	588,005	
37	399,581	603,754	
38	409,532	631,587	
39	422,087	657,011	
40	445,323	669,995	
41	456,913	689,263	
42	462,012	697,764	
43	477,516	707,251	
44	493,965	734,868	
45	512,557	743,258	
46	527,896	753,679	
47	549,054	765,207	
48	558,169	777,627	
49	567,727	793,392	
50	588,027	809,203	
51	600,586	816,873	
52	614,267	829,167	
53	624,830	832,133	

Rapeseed meal			
week	2020/21	2021/22	2022/23
1	416	2,601	7,764
2	7,928	4,583	15,133
3	15,462	14,864	36,137
4	28,928	32,875	46,039
5	35,988	39,888	47,208
6	46,151	80,465	57,647
7	65,723	92,657	73,123
8	79,206	101,180	76,510
9	80,913	104,299	
10	89,058	116,183	
11	110,024	136,493	
12	110,802	146,450	
13	113,551	153,395	
14	127,316	154,489	
15	132,228	166,924	
16	140,919	192,126	
17	145,066	196,667	
18	155,468	214,673	
19	164,336	237,452	
20	183,807	246,054	
21	185,171	275,272	
22	199,330	288,922	
23	214,083	299,857	
24	231,331	326,863	
25	238,413	333,291	
26	240,193	350,508	
27	251,809	366,224	
28	282,818	376,463	
29	299,957	397,250	
30	309,582	404,515	
31	317,399	417,717	
32	339,677	481,458	
33	349,022	497,030	
34	369,621	501,643	
35	395,822	515,981	
36	400,489	526,121	
37	418,119	538,628	
38	435,484	547,666	
39	443,619	565,856	
40	457,285	576,971	
41	469,484	579,673	
42	491,486	604,131	
43	494,927	624,375	
44	503,170	639,786	
45	514,211	649,402	
46	532,920	657,739	
47	535,945	672,222	
48	537,572	677,757	
49	556,418	688,071	
50	561,897	701,971	
51	565,898	717,127	
52	574,151	725,141	
53	580,445	729,884	

Sunflowerseed meal			
week	2020/21	2021/22	2022/23
1	1,272	50,401	1,050
2	9,284	56,728	18,278
3	10,012	62,197	33,871
4	14,992	66,676	37,436
5	17,595	68,170	105,265
6	29,147	69,493	108,213
7	30,035	117,235	108,910
8	34,717	127,131	113,521
9	38,885	129,825	
10	41,099	135,069	
11	41,847	138,463	
12	44,973	141,283	
13	56,767	156,010	
14	65,493	157,847	
15	77,186	172,954	
16	82,252	226,193	
17	118,173	237,522	
18	121,060	260,079	
19	151,712	276,473	
20	161,265	302,730	
21	168,078	311,267	
22	175,169	323,789	
23	187,485	330,960	
24	196,314	379,177	
25	207,363	394,859	
26	215,463	407,365	
27	223,246	409,118	
28	230,252	421,858	
29	233,354	425,031	
30	263,721	440,001	
31	271,808	441,602	
32	286,309	460,636	
33	290,123	516,374	
34	316,104	525,612	
35	325,530	535,034	
36	331,948	592,516	
37	359,033	595,175	
38	359,843	602,689	
39	381,507	611,678	
40	385,395	631,232	
41	388,251	645,726	
42	402,473	649,037	
43	407,021	665,985	
44	417,377	674,686	
45	468,801	679,557	
46	470,790	683,904	
47	475,573	707,068	
48	486,407	755,371	
49	493,525	811,605	
50	497,686	815,231	
51	503,443	831,844	
52	507,822	880,843	
53	508,547	899,563	



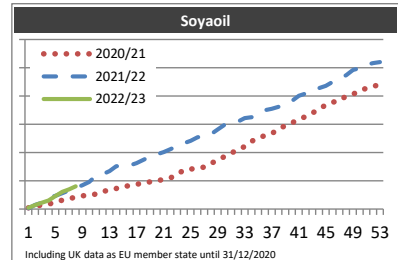
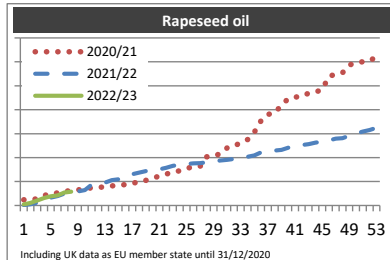
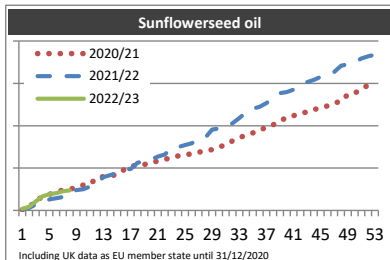
Week 1 to 8 from 01/07/2022 to 21/08/2022

(tonnes)

Sunflowerseed oil			
week	2020/21	2021/22	2022/23
1	3,133	4,828	7,818
2	9,354	11,421	16,927
3	54,568	28,155	42,839
4	58,982	33,476	66,803
5	75,673	52,293	76,964
6	85,981	57,149	81,920
7	96,855	63,650	90,662
8	101,177	87,981	94,557
9	105,964	96,215	
10	120,146	100,555	
11	123,143	112,506	
12	155,393	131,387	
13	159,527	157,349	
14	164,321	166,842	
15	169,348	177,985	
16	192,150	190,396	
17	208,683	196,451	
18	213,655	225,153	
19	217,251	232,847	
20	222,158	239,672	
21	235,101	254,468	
22	242,320	263,443	
23	247,606	294,411	
24	257,711	299,855	
25	262,877	308,722	
26	266,620	317,004	
27	274,808	336,019	
28	282,585	344,046	
29	287,327	381,650	
30	299,660	387,457	
31	309,962	396,264	
32	328,706	411,841	
33	342,692	435,739	
34	355,601	463,424	
35	365,740	480,438	
36	374,383	488,976	
37	396,222	507,148	
38	405,219	530,527	
39	421,078	553,905	
40	439,937	559,564	
41	447,357	570,260	
42	457,649	592,781	
43	464,943	605,548	
44	477,078	616,391	
45	484,348	631,149	
46	493,329	643,039	
47	507,942	653,805	
48	514,605	682,763	
49	548,616	690,765	
50	554,036	700,029	
51	571,365	718,075	
52	592,337	727,980	
53	596,003	735,312	

Rapeseed oil			
week	2020/21	2021/22	2022/23
1	23,848	1,563	4,531
2	25,773	5,256	10,492
3	27,461	11,931	21,172
4	40,983	14,750	30,647
5	50,315	32,697	38,154
6	52,636	39,033	42,104
7	59,429	49,635	54,432
8	61,995	54,051	57,589
9	65,203	58,728	
10	70,300	64,138	
11	73,132	86,274	
12	75,794	89,617	
13	78,373	95,800	
14	81,821	106,129	
15	84,319	109,955	
16	87,402	123,024	
17	91,278	130,663	
18	101,650	137,247	
19	104,869	143,387	
20	112,952	147,337	
21	123,791	151,276	
22	130,616	157,290	
23	140,579	165,364	
24	144,370	169,640	
25	155,243	173,611	
26	159,917	175,679	
27	164,401	176,544	
28	203,671	180,287	
29	206,781	183,989	
30	216,875	187,520	
31	240,145	190,835	
32	246,374	194,759	
33	264,116	199,822	
34	275,647	203,364	
35	305,625	209,455	
36	355,273	221,861	
37	380,915	226,006	
38	385,067	229,230	
39	419,465	232,267	
40	446,242	241,487	
41	452,505	246,163	
42	455,683	252,523	
43	469,510	255,857	
44	473,679	262,229	
45	484,020	266,321	
46	539,230	272,113	
47	548,701	278,815	
48	554,546	281,293	
49	586,624	290,859	
50	596,962	300,532	
51	600,532	308,403	
52	603,245	315,053	
53	623,111	324,571	

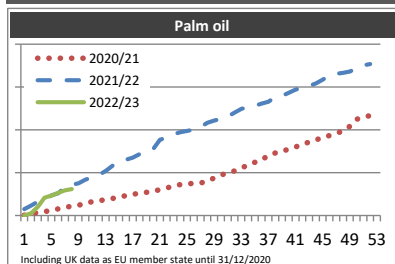
Soyaoil			
week	2020/21	2021/22	2022/23
1	8,643	4,854	8,978
2	18,441	29,073	28,240
3	30,147	44,355	45,734
4	32,525	82,145	61,273
5	52,210	94,083	91,357
6	62,820	111,884	122,289
7	74,155	131,758	139,554
8	83,069	149,253	160,754
9	93,380	167,823	
10	98,324	192,156	
11	106,757	235,068	
12	125,782	246,467	
13	130,706	268,458	
14	145,865	302,860	
15	161,628	306,384	
16	163,581	309,521	
17	173,561	324,181	
18	188,130	348,986	
19	191,406	370,328	
20	196,821	388,174	
21	211,640	403,298	
22	220,282	422,746	
23	243,321	445,436	
24	276,748	465,639	
25	282,048	482,131	
26	288,856	508,229	
27	296,630	517,119	
28	324,895	530,314	
29	341,719	562,820	
30	372,534	595,185	
31	395,987	606,772	
32	421,913	619,034	
33	442,131	643,300	
34	480,064	649,833	
35	503,301	678,692	
36	520,466	700,671	
37	532,811	709,826	
38	568,071	723,674	
39	589,213	750,633	
40	610,559	765,797	
41	632,998	801,621	
42	654,555	817,527	
43	679,485	843,877	
44	705,607	856,609	
45	737,049	872,595	
46	755,907	900,412	
47	765,685	925,644	
48	799,972	947,622	
49	813,270	985,001	
50	837,554	997,414	
51	854,914	1,021,599	
52	869,129	1,032,780	
53	880,008	1,040,228	



Week 1 to 8 from 01/07/2022 to 21/08/2022

(tonnes)

Palm oil			
week	2020/21	2021/22	2022/23
1	367	3,816	163
2	2,017	7,478	2,590
3	3,467	11,538	10,387
4	4,394	16,174	20,964
5	6,343	18,906	23,062
6	7,810	23,471	26,591
7	9,270	25,899	29,365
8	11,090	32,873	30,828
9	12,200	35,858	
10	13,685	37,637	
11	16,112	41,692	
12	17,285	44,657	
13	18,498	47,509	
14	19,767	51,958	
15	21,756	57,965	
16	23,092	63,028	
17	24,771	65,185	
18	25,960	67,414	
19	27,154	71,567	
20	28,354	73,771	
21	30,194	77,418	
22	32,240	88,293	
23	34,272	90,911	
24	36,012	94,859	
25	36,779	97,081	
26	37,501	98,798	
27	37,903	100,227	
28	40,326	103,345	
29	43,783	108,235	
30	47,471	110,890	
31	49,474	112,785	
32	51,994	115,516	
33	55,073	120,182	
34	59,211	124,438	
35	62,234	126,372	
36	64,671	128,064	
37	70,427	130,596	
38	72,873	132,828	
39	75,289	138,273	
40	77,367	139,801	
41	80,266	143,237	
42	82,097	146,858	
43	86,025	149,343	
44	88,248	151,310	
45	91,204	154,132	
46	93,243	158,594	
47	96,000	163,738	
48	98,743	165,508	
49	104,027	166,644	
50	112,437	167,953	
51	114,335	172,192	
52	116,738	175,278	
53	118,080	176,785	



## Calendar of Marketing Year weeks

Week	2020/21		2021/22		2022/23	
	Start	End	Start	End	Start	End
1	01/07/2020	05/07/2020	01/07/2021	04/07/2021	01/07/2022	03/07/2022
2	06/07/2020	12/07/2020	05/07/2021	11/07/2021	04/07/2022	10/07/2022
3	13/07/2020	19/07/2020	12/07/2021	18/07/2021	11/07/2022	17/07/2022
4	20/07/2020	26/07/2020	19/07/2021	25/07/2021	18/07/2022	24/07/2022
5	27/07/2020	02/08/2020	26/07/2021	01/08/2021	25/07/2022	31/07/2022
6	03/08/2020	09/08/2020	02/08/2021	08/08/2021	01/08/2022	07/08/2022
7	10/08/2020	16/08/2020	09/08/2021	15/08/2021	08/08/2022	14/08/2022
8	17/08/2020	23/08/2020	16/08/2021	22/08/2021	15/08/2022	21/08/2022
9	24/08/2020	30/08/2020	23/08/2021	29/08/2021	22/08/2022	28/08/2022
10	31/08/2020	06/09/2020	30/08/2021	05/09/2021	29/08/2022	04/09/2022
11	07/09/2020	13/09/2020	06/09/2021	12/09/2021	05/09/2022	11/09/2022
12	14/09/2020	20/09/2020	13/09/2021	19/09/2021	12/09/2022	18/09/2022
13	21/09/2020	27/09/2020	20/09/2021	26/09/2021	19/09/2022	25/09/2022
14	28/09/2020	04/10/2020	27/09/2021	03/10/2021	26/09/2022	02/10/2022
15	05/10/2020	11/10/2020	04/10/2021	10/10/2021	03/10/2022	09/10/2022
16	12/10/2020	18/10/2020	11/10/2021	17/10/2021	10/10/2022	16/10/2022
17	19/10/2020	25/10/2020	18/10/2021	24/10/2021	17/10/2022	23/10/2022
18	26/10/2020	01/11/2020	25/10/2021	31/10/2021	24/10/2022	30/10/2022
19	02/11/2020	08/11/2020	01/11/2021	07/11/2021	31/10/2022	06/11/2022
20	09/11/2020	15/11/2020	08/11/2021	14/11/2021	07/11/2022	13/11/2022
21	16/11/2020	22/11/2020	15/11/2021	21/11/2021	14/11/2022	20/11/2022
22	23/11/2020	29/11/2020	22/11/2021	28/11/2021	21/11/2022	27/11/2022
23	30/11/2020	06/12/2020	29/11/2021	05/12/2021	28/11/2022	04/12/2022
24	07/12/2020	13/12/2020	06/12/2021	12/12/2021	05/12/2022	11/12/2022
25	14/12/2020	20/12/2020	13/12/2021	19/12/2021	12/12/2022	18/12/2022
26	21/12/2020	27/12/2020	20/12/2021	26/12/2021	19/12/2022	25/12/2022
27	28/12/2020	03/01/2021	27/12/2021	02/01/2022	26/12/2022	01/01/2023
28	04/01/2021	10/01/2021	03/01/2022	09/01/2022	02/01/2023	08/01/2023
29	11/01/2021	17/01/2021	10/01/2022	16/01/2022	09/01/2023	15/01/2023
30	18/01/2021	24/01/2021	17/01/2022	23/01/2022	16/01/2023	22/01/2023
31	25/01/2021	31/01/2021	24/01/2022	30/01/2022	23/01/2023	29/01/2023
32	01/02/2021	07/02/2021	31/01/2022	06/02/2022	30/01/2023	05/02/2023
33	08/02/2021	14/02/2021	07/02/2022	13/02/2022	06/02/2023	12/02/2023
34	15/02/2021	21/02/2021	14/02/2022	20/02/2022	13/02/2023	19/02/2023
35	22/02/2021	28/02/2021	21/02/2022	27/02/2022	20/02/2023	26/02/2023
36	01/03/2021	07/03/2021	28/02/2022	06/03/2022	27/02/2023	05/03/2023
37	08/03/2021	14/03/2021	07/03/2022	13/03/2022	06/03/2023	12/03/2023
38	15/03/2021	21/03/2021	14/03/2022	20/03/2022	13/03/2023	19/03/2023
39	22/03/2021	28/03/2021	21/03/2022	27/03/2022	20/03/2023	26/03/2023
40	29/03/2021	04/04/2021	28/03/2022	03/04/2022	27/03/2023	02/04/2023
41	05/04/2021	11/04/2021	04/04/2022	10/04/2022	03/04/2023	09/04/2023
42	12/04/2021	18/04/2021	11/04/2022	17/04/2022	10/04/2023	16/04/2023
43	19/04/2021	25/04/2021	18/04/2022	24/04/2022	17/04/2023	23/04/2023
44	26/04/2021	02/05/2021	25/04/2022	01/05/2022	24/04/2023	30/04/2023
45	03/05/2021	09/05/2021	02/05/2022	08/05/2022	01/05/2023	07/05/2023
46	10/05/2021	16/05/2021	09/05/2022	15/05/2022	08/05/2023	14/05/2023
47	17/05/2021	23/05/2021	16/05/2022	22/05/2022	15/05/2023	21/05/2023
48	24/05/2021	30/05/2021	23/05/2022	29/05/2022	22/05/2023	28/05/2023
49	31/05/2021	06/06/2021	30/05/2022	05/06/2022	29/05/2023	04/06/2023
50	07/06/2021	13/06/2021	06/06/2022	12/06/2022	05/06/2023	11/06/2023
51	14/06/2021	20/06/2021	13/06/2022	19/06/2022	12/06/2023	18/06/2023
52	21/06/2021	27/06/2021	20/06/2022	26/06/2022	19/06/2023	25/06/2023
53	28/06/2021	30/06/2021	27/06/2022	30/06/2022	26/06/2023	30/06/2023