

This report presents data until 18/09/2022 included. However, please note that data might not be complete until that date. We apologise for the inconvenience.

Trade monitoring through customs surveillance data

The TAXUD surveillance system ("customs surveillance") records and centralizes all trade data (import and exports) directly from the national customs authorities on a daily basis. For each transaction, the stored data contain the information available on the Single Administrative Document (SAD), including the volume and origin of the consignment.

As surveillance system does not include intra-trade data, the UK data as EU partner can't be displayed before 1/1/2021. The data as of 1/1/2021 is therefore not comparable with the data until 31/12/2020.

According to Art.55(2) of Commission Implementing Regulation (EU) 2015/2447, the customs authorities shall provide the Commission at least once a week with data on customs declarations for the goods that have been made subject to surveillance at release for free circulation or at export.

The "customs surveillance" data provide actual and prompt information about the trade (import/export) transaction in terms of volume and origin or destination. The European Commission aims to improve data quality and provide as recent and accurate information as possible. However, Surveillance data are created on the basis of declarations that may be modified, corrected or deleted. Additionally, the legal basis (Regulation (EU) 2015/2447) allows that on specific occasions declaration data may be forwarded with a delay. Therefore, it cannot be guaranteed that information provided is free of errors or that it will not be amended. The European Commission accepts no responsibility with regard to such problems incurred as a result of using these data.

* The United Kingdom is no longer a Member State of the European Union, however until the end of the transition period it was still a part of the EU Customs Union. Due to the absence of intra-trade data in the surveillance system, the totals of the EU trade data therefore also include the UK data until 31/12/2020. The data as of 1/1/2021 is therefore not comparable with the data until 31/12/2020.

Publication of data

This report is published on a weekly basis. In case of a technical issue or another constraint causing delay of the publication, please note that the next upload will be done in the coming days at 12h or 16h.

The data are expressed in quantity of the product itself, unless otherwise stated.
Below the specifications of the products included in the report.

Product	CN code
Soyabeans	1201 10 00; 1201 90 00
Rapeseed	1205 10 10; 1205 10 90; 1205 90 00
Sunflowerseed	1206 00 10; 1206 00 91; 1206 00 99
Soyameal	2304 00 00
Rapeseed meal	2306 41 00; 2306 49 00
Sunflowerseed meal	2306 30 00
Soyaoil	1507 10 10; 1507 10 90; 1507 90 10; 1507 90 90
Rapeseed oil	1514 11 10; 1514 11 90; 1514 19 10; 1514 19 90; 1514 91 10; 1514 91 90; 1514 99 10; 1514 99 90
Sunflowerseed oil	1512 11 10; 1512 11 91; 1512 11 99; 1512 19 10; 1512 19 90
Palm oil	1511 10 10; 1511 10 90; 1511 90 11; 15119019; 15119091; 15119099

- XI refers to Northern Ireland
- the weekly reference period is from Monday to Sunday

Cumul of week 1 to 12

(tonnes)	EU*		EU*		EU + UK	
	01/07/2022 - 18/09/2022		01/07/2021 - 19/09/2021		01/07/2020 - 20/09/2020	
	Export	Import	Export	Import	Export	Import
Soyabeans	20,300	2,495,297	8,373	2,918,801	3,925	3,416,837
Rapeseed	216,110	1,301,873	209,273	1,025,882	3,439	1,519,996
Sunflowerseed	42,285	647,732	54,767	35,148	99,508	78,060
Total seeds	278,696	4,444,903	272,413	3,979,831	106,873	5,014,894
Soyameal	130,534	3,454,144	215,405	3,524,664	96,270	4,021,207
Rapeseed meal	135,015	114,112	146,450	173,273	110,802	79,202
Sunflowerseed meal	190,140	454,152	141,283	379,654	44,973	484,228
Total meals	455,689	4,022,408	503,138	4,077,591	252,044	4,584,637
Soyaoil	206,278	81,048	246,467	144,620	125,782	121,536
Rapeseed oil	96,614	98,217	89,616	103,409	75,794	78,739
Sunflowerseed oil	198,718	359,173	131,385	315,279	155,393	432,728
Palm oil	43,962	766,269	44,657	1,332,423	17,285	1,499,626
Total oils	545,571	1,304,707	512,125	1,895,731	374,254	2,132,628
General Total	1,279,956	9,772,018	1,287,676	9,953,153	733,170	11,732,159

* The United Kingdom is no longer a Member State of the European Union, however until the end of the transition period it was still a part of the EU Customs Union. Due to the absence of intra-trade data in the surveillance system, the totals of the EU trade data therefore also include the UK data until 31/12/2020. The data as of 1/1/2021 is therefore not comparable with the data until 31/12/2020.

Week 1 to 12 from 01/07/2022 to 18/09/2022

Summary

Import (tonnes)	Soyabeans	Rapeseed	Sunflower-seed	Soyameal	Rapeseed meal	Sunflower-seed meal	Soyaoil	Rapeseed oil	Sunflower-seed oil	Palm oil
BE	85,817	220,133	557	12,023		3,127	89	5,577	3,848	13,415
BG	206	12,538	319,003	535		19,966	3,705	204	43,156	663
CZ	1,115	16,552	400	183		314	539	195	3,114	76
DK	544		298	191,169		2,400	6,088		2,217	15,506
DE	441,798	139,817	7,926	315,395	17,109	11,602	1,717	282	6,029	71,902
EE		132	1,220	374	176	1,115	42	399	422	
IE	37	1	112	117,925	3,207		1,116	951	650	383
EL	52,671	88	680	75,279		44	2,483	105	1,418	13,348
ES	633,469		16,689	521,696	7,473	16,351	290	1,087	31,930	248,604
FR	45,392	157,247	10,758	462,774	12,674	64,941	469	97	23,158	12,446
HR		593	3,758	878	1,626	375	628	159	7,082	2,760
IT	261,687	272	250	141,261	3,001	23,350	24	3	33,500	93,765
CY	1			32,377		2,690	627	173	606	
LV	3,991	15,776	23	6,571	4,167	70,857	43	17,709	810	
LT		4,168	409	22,716	45,542	1,358	4,007	25,583	7,362	
LU									20	
HU	6,872	40,180	87,144	16,671	493	12,333	255		24,617	614
MT	1						76	6	221	52
NL	732,449	116,893	25,444	651,671	1,769	102,384	3,238	23,922	24,176	268,327
AT	4,573	1,536	2,778	2,315		1,195	623	694	6,457	124
PL	18,444	243,307	5,737	515,313	12,558	104,337	47,923	16,651	114,691	139
PT	159,445	12,858	39,108	56			45		96	3,101
RO	30,089	278,962	114,669	113,609	25	5,891	2,294	1,792	12,471	2,587
SI	6,852	472	22	167,137	3,306	7,957	949	1,518	7,298	
SK	6,277	37,470	10,289			41			1,658	
FI	236		152	1,499		22	58		108	
SE	2,794	2,875	230	19,203		1,503	3,372	21	1,253	18,432
XI	538	3	77	65,516	985		347	1,089	807	24
EU*	2,495,297	1,301,873	647,732	3,454,144	114,112	454,152	81,048	98,217	359,173	766,269

* The United Kingdom is no longer a Member State of the European Union, however until the end of the transition period it was still a part of the EU Customs Union. Due to the absence of intra-trade data in the surveillance system, the totals of the EU trade data therefore also include the UK data until 31/12/2020. The data as of 1/1/2021 is therefore not comparable with the data until 31/12/2020.

Top 5 import origins* - Marketing Year 2022/23 (update of 18/09/2022)

Soyabeans		
Origin	tonnes	share
Brazil	1,337,443	53.6%
United States of America	841,627	33.7%
Ukraine	110,612	4.4%
Uruguay	106,544	4.3%
Canada	58,869	2.4%

Rapeseed		
Origin	tonnes	share
Ukraine	646,193	49.6%
Australia	546,152	42.0%
Canada	37,236	2.9%
Moldova	36,534	2.8%
Serbia	19,671	1.5%

Sunflowerseed		
Origin	tonnes	share
Ukraine	588,289	90.8%
Moldova	33,738	5.2%
Argentina	9,701	1.5%
China	7,186	1.1%
Serbia	2,882	0.4%

Soyameal		
Origin	tonnes	share
Brazil	1,938,942	56.1%
Argentina	1,175,640	34.0%
Paraguay	92,887	2.7%
Ukraine	53,226	1.5%
Russia	44,892	1.3%

Rapeseed meal		
Origin	tonnes	share
Belarus	43,567	38.2%
United Kingdom	27,625	24.2%
Russia	27,423	24.0%
Ukraine	6,143	5.4%
Kazakhstan	3,899	3.4%

Sunflowerseed meal		
Origin	tonnes	share
Ukraine	186,550	41.1%
Argentina	131,981	29.1%
Russia	112,496	24.8%
Moldova	13,689	3.0%
Bosnia and Herzegovina	4,226	0.9%

Sunflowerseed oil		
Origin	tonnes	share
Ukraine	323,718	90.1%
Serbia	11,708	3.3%
Moldova	9,192	2.6%
Turkey	3,932	1.1%
Bosnia and Herzegovina	2,931	0.8%

Rapeseed oil		
Origin	tonnes	share
Belarus	51,319	52.3%
United Arab Emirates	18,519	18.9%
Russia	7,427	7.6%
United Kingdom	5,776	5.9%
Ukraine	5,202	5.3%

Soyaoil		
Origin	tonnes	share
Ukraine	50,201	61.9%
Norway	11,486	14.2%
Serbia	10,978	13.5%
Belarus	3,959	4.9%
United Kingdom	2,564	3.2%

Palm oil		
Origin	tonnes	share
Indonesia	234,628	30.6%
Malaysia	185,820	24.2%
Guatemala	161,813	21.1%
Papua New Guinea	45,503	5.9%
Colombia	42,586	5.6%

* The United Kingdom is no longer a Member State of the European Union, however until the end of the transition period it was still a part of the EU Customs Union. Due to the absence of intra-trade data in the surveillance system, the totals of the EU trade data therefore also include the UK data until 31/12/2020. The data as of 1/1/2021 is therefore not comparable with the data until 31/12/2020.

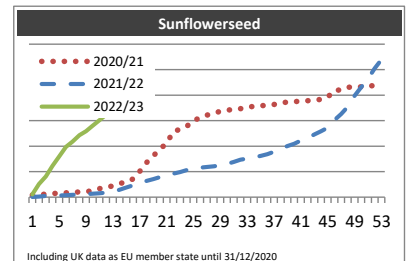
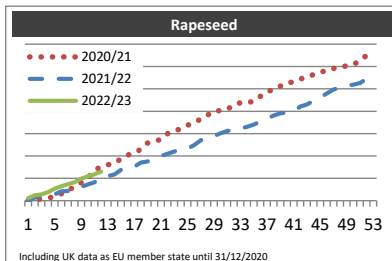
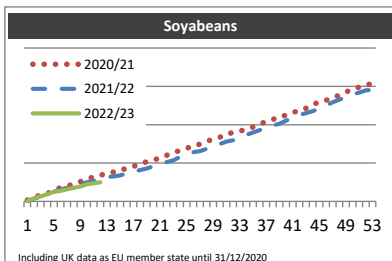
Week 1 to 12 from 01/07/2022 to 18/09/2022

(tonnes)

Soyabeans			
week	2020/21	2021/22	2022/23
1	163413	14050	30942
2	555,679	356,431	427,108
3	809,177	612,285	651,691
4	1,030,274	966,648	934,203
5	1,426,359	1,267,009	1,270,583
6	1,791,837	1,543,189	1,370,629
7	2,034,261	1,771,206	1,578,514
8	2,232,628	2,104,782	1,791,475
9	2,589,473	2,218,905	1,962,294
10	2,966,515	2,486,168	2,228,368
11	3,154,630	2,647,892	2,361,522
12	3,416,837	2,918,801	2,495,297
13	3,617,651	3,176,867	
14	3,818,988	3,232,885	
15	4,143,949	3,384,544	
16	4,255,378	3,645,511	
17	4,582,823	3,918,326	
18	4,857,846	4,085,842	
19	5,165,400	4,287,612	
20	5,410,281	4,581,604	
21	5,635,100	4,849,714	
22	6,015,529	5,114,106	
23	6,289,050	5,346,212	
24	6,663,971	5,804,897	
25	6,974,149	6,077,670	
26	7,112,801	6,418,962	
27	7,484,344	6,545,313	
28	7,863,955	6,839,968	
29	8,091,846	7,123,968	
30	8,365,878	7,467,218	
31	8,787,113	7,795,470	
32	8,981,118	7,980,374	
33	9,190,004	8,296,148	
34	9,392,775	8,688,273	
35	9,691,017	8,973,215	
36	10,071,149	9,298,523	
37	10,405,077	9,632,490	
38	10,690,157	9,888,886	
39	11,038,055	10,116,261	
40	11,236,411	10,543,076	
41	11,581,417	10,864,938	
42	11,901,186	11,258,291	
43	12,147,417	11,509,445	
44	12,613,904	11,762,304	
45	12,969,085	12,075,138	
46	13,180,685	12,525,509	
47	13,518,846	12,936,513	
48	13,846,912	13,266,230	
49	14,291,856	13,604,733	
50	14,582,584	13,958,697	
51	14,899,749	14,177,123	
52	15,109,370	14,473,843	
53	15,424,530	14,547,859	

Rapeseed			
week	2020/21	2021/22	2022/23
1	2303	1890	111313
2	30,315	147,372	243,377
3	87,701	185,167	281,658
4	117,612	252,202	381,830
5	191,335	286,826	535,851
6	310,167	418,125	645,006
7	447,212	435,611	741,578
8	634,354	451,018	828,783
9	809,917	617,850	987,784
10	1,005,715	732,158	1,096,633
11	1,368,635	830,570	1,183,983
12	1,519,996	1,025,882	1,301,873
13	1,608,779	1,101,083	
14	1,675,495	1,176,659	
15	1,870,591	1,382,702	
16	2,045,747	1,387,626	
17	2,116,047	1,519,801	
18	2,302,683	1,707,635	
19	2,575,115	1,756,465	
20	2,653,439	1,883,681	
21	2,741,156	1,997,658	
22	3,000,518	2,104,105	
23	3,101,934	2,201,798	
24	3,226,133	2,299,722	
25	3,375,065	2,328,546	
26	3,495,914	2,481,515	
27	3,654,993	2,706,106	
28	3,816,857	2,757,541	
29	4,020,847	2,889,446	
30	4,021,706	3,022,498	
31	4,086,795	3,115,145	
32	4,278,493	3,182,682	
33	4,385,639	3,225,437	
34	4,386,353	3,300,334	
35	4,450,697	3,403,095	
36	4,666,156	3,539,442	
37	4,836,258	3,669,813	
38	5,011,358	3,809,408	
39	5,126,993	3,904,905	
40	5,253,716	3,941,460	
41	5,316,458	4,008,494	
42	5,445,875	4,216,895	
43	5,515,224	4,306,735	
44	5,644,871	4,483,588	
45	5,725,852	4,616,539	
46	5,855,454	4,799,683	
47	5,910,269	4,969,802	
48	5,968,406	5,046,674	
49	6,034,738	5,140,174	
50	6,098,157	5,193,362	
51	6,249,596	5,263,054	
52	6,508,651	5,455,979	
53	6,508,775	5,518,896	

Sunflowerseed			
week	2020/21	2021/22	2022/23
1	16761	1412	21548
2	19,897	4,150	102,684
3	23,107	10,137	162,759
4	27,803	11,968	245,858
5	31,016	13,827	318,359
6	34,177	15,499	393,557
7	37,766	17,808	436,499
8	39,963	19,903	486,069
9	42,104	23,176	517,797
10	50,780	26,290	559,751
11	67,467	29,618	604,093
12	78,060	35,148	647,732
13	88,232	41,976	
14	107,383	58,383	
15	118,575	75,431	
16	143,817	92,000	
17	201,932	109,230	
18	272,010	126,837	
19	323,928	141,818	
20	374,526	156,902	
21	424,028	172,694	
22	513,431	184,877	
23	533,627	196,726	
24	554,478	211,485	
25	601,323	220,907	
26	621,950	231,541	
27	643,023	236,363	
28	653,515	240,905	
29	675,330	248,547	
30	681,005	260,919	
31	689,028	275,768	
32	694,016	294,084	
33	707,479	302,481	
34	711,184	312,258	
35	716,717	322,755	
36	720,903	337,040	
37	727,605	356,854	
38	738,091	381,063	
39	746,185	401,735	
40	749,580	419,113	
41	753,289	445,069	
42	756,451	463,372	
43	760,965	492,031	
44	766,958	517,169	
45	784,670	545,253	
46	837,102	603,884	
47	840,648	651,449	
48	861,598	709,390	
49	863,565	795,595	
50	866,075	863,085	
51	871,040	928,242	
52	875,304	1,011,597	
53	876,698	1,078,573	



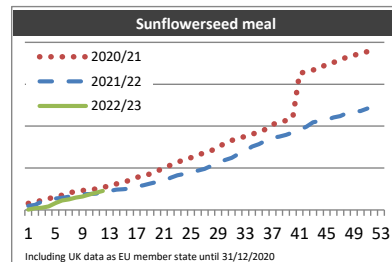
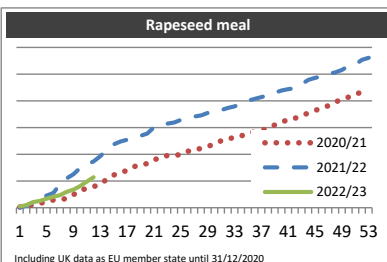
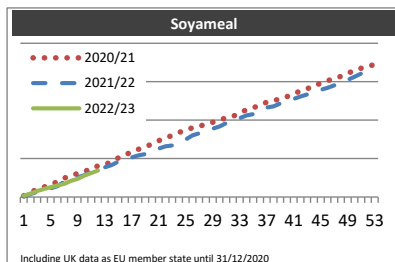
Week 1 to 12 from 01/07/2022 to 18/09/2022

(tonnes)

Soyameal			
week	2020/21	2021/22	2022/23
1	179510	52604	186296
2	576,192	390,984	444,603
3	1,037,063	669,965	790,447
4	1,292,127	854,907	1,057,703
5	1,571,296	1,135,410	1,290,380
6	2,012,516	1,432,248	1,512,681
7	2,448,836	1,984,315	1,706,116
8	2,810,433	2,286,422	2,104,310
9	3,063,572	2,579,780	2,375,537
10	3,277,846	2,866,270	2,800,289
11	3,774,628	3,262,690	3,107,826
12	4,021,207	3,524,664	3,454,144
13	4,168,888	3,873,614	
14	4,605,061	4,153,112	
15	5,100,524	4,611,816	
16	5,531,856	4,952,255	
17	5,819,215	5,166,557	
18	6,204,174	5,411,242	
19	6,469,839	5,595,479	
20	6,947,594	5,924,809	
21	7,326,283	6,317,664	
22	7,658,005	6,585,288	
23	8,013,975	6,718,363	
24	8,411,736	7,129,204	
25	8,753,876	7,468,019	
26	8,991,053	8,031,898	
27	9,174,789	8,293,233	
28	9,527,028	8,583,838	
29	9,732,586	8,879,315	
30	10,007,934	9,183,394	
31	10,284,783	9,611,099	
32	10,492,484	9,953,491	
33	10,936,336	10,272,409	
34	11,366,704	10,605,765	
35	11,624,650	10,773,749	
36	11,926,024	11,170,068	
37	12,343,385	11,647,242	
38	12,527,220	11,778,194	
39	12,767,402	12,177,320	
40	13,063,853	12,363,068	
41	13,385,683	12,769,127	
42	13,831,726	13,078,138	
43	14,131,372	13,351,596	
44	14,328,077	13,652,804	
45	14,867,566	13,934,674	
46	15,116,011	14,209,872	
47	15,435,416	14,508,332	
48	15,696,375	14,916,445	
49	16,115,188	15,245,927	
50	16,419,004	15,632,051	
51	16,761,399	16,062,748	
52	16,974,387	16,224,435	
53	17,269,643	16,517,277	

Rapeseed meal			
week	2020/21	2021/22	2022/23
1	2517	787	4966
2	4,198	7,298	10,104
3	12,303	21,470	21,338
4	15,713	34,669	25,147
5	23,499	45,556	34,163
6	28,772	55,018	41,437
7	31,119	88,211	47,307
8	33,891	109,839	59,551
9	48,922	125,415	67,637
10	67,123	148,670	80,716
11	71,166	161,501	98,051
12	79,202	173,273	114,112
13	86,934	192,764	
14	108,011	218,581	
15	122,229	236,993	
16	133,128	248,164	
17	138,726	254,303	
18	153,843	259,363	
19	160,494	269,031	
20	165,189	277,230	
21	181,101	300,838	
22	184,631	304,058	
23	195,504	314,451	
24	196,660	319,016	
25	198,505	328,631	
26	211,655	333,751	
27	212,980	341,669	
28	222,791	345,413	
29	228,456	354,802	
30	238,662	363,577	
31	250,529	365,598	
32	254,702	373,792	
33	266,354	378,982	
34	269,362	389,843	
35	274,855	400,802	
36	285,308	407,809	
37	289,407	414,211	
38	296,634	420,984	
39	310,256	430,407	
40	320,241	439,188	
41	329,839	443,987	
42	334,274	447,177	
43	344,713	462,513	
44	354,887	478,502	
45	363,564	486,281	
46	373,616	491,523	
47	381,741	500,630	
48	396,079	506,363	
49	404,659	515,447	
50	414,231	530,223	
51	425,820	536,380	
52	431,873	553,974	
53	440,814	561,245	

Sunflowerseed meal			
week	2020/21	2021/22	2022/23
1	35885	26171	7352
2	94,071	83,234	41,426
3	157,119	97,880	50,328
4	195,625	120,265	82,386
5	227,778	197,951	164,035
6	269,888	232,858	225,364
7	313,975	272,441	252,183
8	351,413	287,458	294,496
9	405,908	315,307	323,879
10	440,182	358,385	368,003
11	462,890	371,568	409,550
12	484,228	379,654	454,152
13	500,761	392,009	
14	548,793	427,254	
15	564,030	454,760	
16	620,328	484,656	
17	658,886	496,415	
18	712,979	511,335	
19	778,803	558,136	
20	804,815	587,814	
21	864,744	629,990	
22	923,726	669,469	
23	1,013,539	695,075	
24	1,068,096	771,758	
25	1,131,590	825,354	
26	1,205,810	858,854	
27	1,249,601	908,701	
28	1,314,916	939,068	
29	1,361,293	982,387	
30	1,416,868	1,053,207	
31	1,502,772	1,132,255	
32	1,589,189	1,190,230	
33	1,659,070	1,243,673	
34	1,714,453	1,336,796	
35	1,753,907	1,406,036	
36	1,813,705	1,512,460	
37	1,851,284	1,571,518	
38	1,926,666	1,652,725	
39	2,037,469	1,721,348	
40	2,092,880	1,750,832	
41	2,134,726	1,792,896	
42	2,191,810	1,848,838	
43	2,263,589	1,911,520	
44	2,300,553	1,986,175	
45	2,341,100	2,093,592	
46	2,372,738	2,123,894	
47	2,486,612	2,150,469	
48	2,521,477	2,206,798	
49	2,584,059	2,237,763	
50	2,645,512	2,313,544	
51	2,688,625	2,348,228	
52	2,743,893	2,362,874	
53	2,777,842	2,421,252	



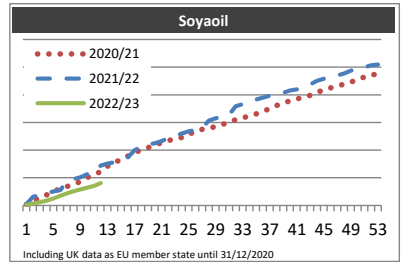
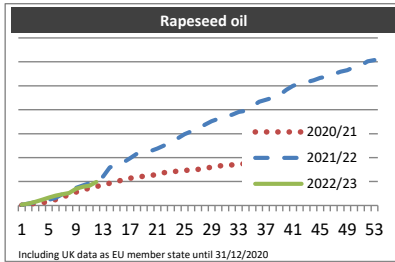
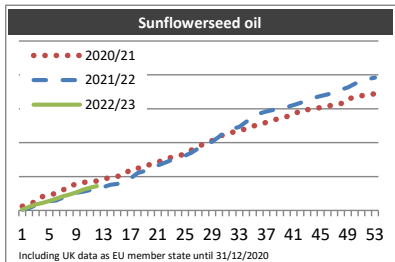
Week 1 to 12 from 01/07/2022 to 18/09/2022

(tonnes)

Sunflowerseed oil			
week	2020/21	2021/22	2022/23
1	61274	11291	11797
2	99,767	32,995	53,609
3	127,510	78,345	86,836
4	206,284	112,683	111,512
5	233,077	136,733	141,319
6	250,043	147,491	173,184
7	300,503	188,648	207,242
8	369,020	240,094	233,917
9	384,067	261,468	267,364
10	412,657	278,224	305,641
11	419,245	299,889	335,741
12	432,728	315,279	359,173
13	467,867	344,761	
14	483,678	377,955	
15	502,637	390,193	
16	525,811	412,951	
17	608,046	474,615	
18	622,687	551,588	
19	639,838	581,382	
20	688,166	610,664	
21	711,439	665,563	
22	758,539	704,234	
23	780,977	744,205	
24	806,081	768,472	
25	833,276	807,497	
26	893,670	855,115	
27	949,863	920,126	
28	987,543	970,767	
29	1,031,431	1,012,354	
30	1,091,449	1,086,132	
31	1,123,209	1,171,058	
32	1,154,652	1,206,272	
33	1,167,289	1,232,896	
34	1,208,883	1,306,706	
35	1,246,184	1,362,437	
36	1,263,918	1,431,408	
37	1,299,451	1,460,113	
38	1,332,254	1,482,370	
39	1,360,726	1,509,223	
40	1,385,454	1,525,830	
41	1,408,552	1,556,394	
42	1,481,417	1,588,944	
43	1,485,994	1,627,538	
44	1,500,866	1,663,005	
45	1,518,356	1,687,211	
46	1,537,009	1,711,332	
47	1,558,188	1,743,592	
48	1,576,986	1,782,032	
49	1,647,718	1,814,706	
50	1,670,212	1,868,502	
51	1,692,517	1,907,408	
52	1,710,958	1,938,973	
53	1,719,669	1,960,000	

Rapeseed oil			
week	2020/21	2021/22	2022/23
1	1175	2667	3288
2	5,573	7,789	7,876
3	8,591	13,967	15,554
4	10,444	18,770	23,563
5	17,557	24,023	33,009
6	24,336	32,458	40,978
7	30,856	46,477	46,491
8	48,618	52,819	52,112
9	55,911	73,545	69,497
10	62,685	83,557	78,024
11	73,567	92,795	83,120
12	78,739	103,409	98,217
13	86,113	121,851	
14	92,598	159,162	
15	98,040	167,830	
16	109,291	180,188	
17	114,035	198,293	
18	117,987	216,218	
19	122,604	221,831	
20	125,079	228,003	
21	129,502	238,068	
22	136,800	250,657	
23	139,955	264,662	
24	143,541	279,913	
25	146,233	298,105	
26	148,025	309,490	
27	151,098	318,992	
28	156,195	337,254	
29	159,136	352,159	
30	164,771	362,601	
31	167,364	372,087	
32	169,696	379,324	
33	171,975	391,323	
34	174,879	395,836	
35	176,084	413,514	
36	177,751	432,904	
37	178,988	441,925	
38	188,808	450,346	
39	193,746	460,903	
40	196,841	483,297	
41	202,575	499,752	
42	207,426	509,975	
43	213,360	515,582	
44	217,225	522,400	
45	219,421	533,443	
46	222,671	538,941	
47	230,102	549,101	
48	238,377	558,600	
49	242,338	565,272	
50	247,147	578,565	
51	254,394	584,446	
52	259,332	601,724	
53	263,246	607,454	

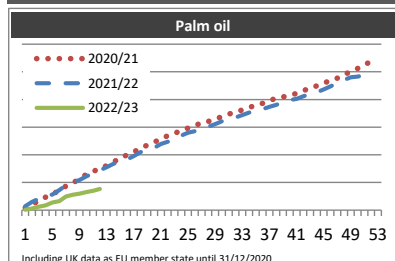
Soyaoil			
week	2020/21	2021/22	2022/23
1	3142	4919	2027
2	18,365	31,359	7,326
3	26,725	37,015	11,488
4	37,959	44,616	17,526
5	51,088	50,579	25,563
6	60,397	56,030	34,703
7	68,736	87,140	43,667
8	77,396	95,415	51,786
9	86,162	102,030	57,951
10	101,124	113,097	64,122
11	112,405	117,264	70,576
12	121,536	144,620	81,048
13	142,066	151,621	
14	156,883	156,332	
15	164,181	164,193	
16	178,523	173,414	
17	190,536	199,533	
18	201,258	213,129	
19	209,001	220,548	
20	217,571	225,237	
21	227,023	232,731	
22	234,638	243,496	
23	240,830	251,003	
24	245,763	260,026	
25	254,932	267,681	
26	270,393	273,114	
27	274,984	280,608	
28	278,029	306,918	
29	285,222	315,346	
30	292,440	321,684	
31	301,893	329,861	
32	310,229	358,709	
33	316,647	366,461	
34	323,663	372,991	
35	331,055	383,271	
36	339,958	390,342	
37	350,561	396,887	
38	361,106	402,783	
39	370,226	407,501	
40	377,906	415,674	
41	384,801	419,992	
42	392,572	429,314	
43	398,443	438,002	
44	410,045	450,731	
45	416,377	458,186	
46	425,102	464,485	
47	431,584	470,385	
48	438,983	477,283	
49	445,680	487,941	
50	455,627	494,503	
51	464,204	499,281	
52	472,386	506,531	
53	474,431	509,474	



Week 1 to 12 from 01/07/2022 to 18/09/2022

(tonnes)

Palm oil			
week	2020/21	2021/22	2022/23
1	89490	39918	15052
2	214,613	143,667	64,363
3	335,253	297,759	129,024
4	465,888	411,182	176,102
5	567,372	515,561	279,130
6	723,520	566,939	323,450
7	865,803	723,390	491,860
8	985,514	893,857	555,215
9	1,126,309	1,001,128	594,153
10	1,293,478	1,093,539	655,022
11	1,405,815	1,222,030	702,466
12	1,499,626	1,332,423	766,269
13	1,606,954	1,445,059	
14	1,737,741	1,557,828	
15	1,891,987	1,671,039	
16	1,997,148	1,756,304	
17	2,101,959	1,834,838	
18	2,230,820	1,952,152	
19	2,352,967	2,100,994	
20	2,466,587	2,179,057	
21	2,555,917	2,250,975	
22	2,698,314	2,393,455	
23	2,787,254	2,471,862	
24	2,866,565	2,528,174	
25	2,966,202	2,694,493	
26	3,050,173	2,797,023	
27	3,165,893	2,858,566	
28	3,210,633	2,941,722	
29	3,301,615	3,023,131	
30	3,377,446	3,111,138	
31	3,474,309	3,212,208	
32	3,553,444	3,282,685	
33	3,620,087	3,348,409	
34	3,698,793	3,435,364	
35	3,802,258	3,525,984	
36	3,861,723	3,599,816	
37	3,951,060	3,652,240	
38	4,057,003	3,731,178	
39	4,094,311	3,804,556	
40	4,145,385	3,903,263	
41	4,219,214	3,983,793	
42	4,314,259	4,024,555	
43	4,420,982	4,118,134	
44	4,488,516	4,193,406	
45	4,597,558	4,257,106	
46	4,687,797	4,363,868	
47	4,774,119	4,478,511	
48	4,891,823	4,594,268	
49	5,022,609	4,708,562	
50	5,122,135	4,805,393	
51	5,260,049	4,831,215	
52	5,373,079	4,879,639	
53	5,439,717	4,918,161	



Week 1 to 12 from 01/07/2022 to 18/09/2022

Summary

Export (tonnes)	Soyabeans	Rapeseed	Sunflower-seed	Soyameal	Rapeseed meal	Sunflower-seed meal	Soyaoil	Rapeseed oil	Sunflower-seed oil	Palm oil
BE	1,366	16,587	66	2,324	9,600	516	11,969	7,003	5,096	950
BG	1		26,827	3	346	127,390		46	94,021	57
CZ								13	295	
DK	8	5	31	366	396		125	13,353	29	4,886
DE	341	2,209	337	21,015	22,759	16,911	3,965	30,003	1,452	8,788
EE		18,635	125		2,000		140	4,578	232	1,027
IE		6,352								
EL			4	7,267		16	738	488	222	625
ES	35	8,134	71	7,405		4	75,761	6,763	27,424	12,099
FR	2,095	7,649	1,771	1,358	7,387	4,567	2,729	4,627	25,963	44
HR	1,620	1,003	6,929	150	52		21	56	823	47
IT	97	28	5	1,658	26	230	47,614	413	2,770	962
CY									7	
LV		32,592	2	2,634	9,813			9	2	74
LT		13,903	24	28,471	5,624	1,768		7,964	929	58
LU							3		97	
HU	5,974	167	10	545		952			5,034	12
MT										
NL	284	10	240	53,307	1,407	12,810	47,166	9,906	14,126	11,431
AT	702	437	615	1,038	616	651	116	901	1,969	1
PL	4,005	5,088	372	1,601	1		81	1,563	3,964	274
PT	85		3	636	25	4,528	15,624		1,051	35
RO	3,685	103,311	4,480	731	56,751	19,720		588	12,810	3
SI		1		25				66		1
SK			1			76			15	
FI					9,700			5,082	3	
SE	1	1	369		8,512		224	3,191	386	2,590
XI										
EU*	20,300	216,110	42,285	130,534	135,015	190,140	206,278	96,614	198,718	43,962

* The United Kingdom is no longer a Member State of the European Union, however until the end of the transition period it was still a part of the EU Customs Union. Due to the absence of intra-trade data in the surveillance system, the totals of the EU trade data therefore also include the UK data until 31/12/2020. The data as of 1/1/2021 is therefore not comparable with the data until 31/12/2020.

Top 5 export destinations* - Marketing Year 2022/23 (update of 18/09/2022)

Soyabeans		
Destination	tonnes	share
Serbia	7,698	37.9%
Belarus	4,005	19.7%
Turkey	3,584	17.7%
Switzerland	2,682	13.2%
United Kingdom	1,379	6.8%

Rapeseed		
Destination	tonnes	share
United Kingdom	156,551	72.4%
Pakistan	47,000	21.7%
Bosnia and Herzegovina	3,849	1.8%
Norway	3,310	1.5%
Ukraine	1,989	0.9%

Sunflowerseed		
Destination	tonnes	share
United Kingdom	11,313	26.8%
Bosnia and Herzegovina	6,923	16.4%
United States of America	5,519	13.1%
Turkey	4,549	10.8%
Canada	3,981	9.4%

Soyameal		
Destination	tonnes	share
United Kingdom	56,230	43.1%
Uzbekistan	24,609	18.9%
Switzerland	21,765	16.7%
Turkey	6,703	5.1%
North Macedonia	5,613	4.3%

Rapeseed meal		
Destination	tonnes	share
Israel	56,674	42.0%
Norway	35,649	26.4%
Switzerland	23,274	17.2%
United Kingdom	13,454	10.0%
Morocco	5,195	3.8%

Sunflowerseed meal		
Destination	tonnes	share
China	93,952	49.4%
Israel	31,672	16.7%
United Kingdom	22,232	11.7%
Morocco	18,412	9.7%
Norway	13,302	7.0%

Sunflowerseed oil		
Destination	tonnes	share
United Kingdom	38,551	19.4%
South Africa	36,649	18.4%
India	32,065	16.1%
Iraq	27,009	13.6%
Turkey	11,920	6.0%

Rapeseed oil		
Destination	tonnes	share
Norway	53,197	55.1%
United Kingdom	17,660	18.3%
Israel	12,678	13.1%
United States of America	2,868	3.0%
Switzerland	2,783	2.9%

Soyaoil		
Destination	tonnes	share
Morocco	66,192	32.1%
United Kingdom	49,340	23.9%
Algeria	39,784	19.3%
Egypt	11,853	5.7%
South Africa	10,927	5.3%

Palm oil		
Destination	tonnes	share
United Kingdom	14,545	33.1%
Gibraltar	11,500	26.2%
Russia	4,126	9.4%
Ukraine	3,891	8.9%
Uruguay	3,266	7.4%

* The United Kingdom is no longer a Member State of the European Union, however until the end of the transition period it was still a part of the EU Customs Union. Due to the absence of intra-trade data in the surveillance system, the totals of the EU trade data therefore also include the UK data until 31/12/2020. The data as of 1/1/2021 is therefore not comparable with the data until 31/12/2020.

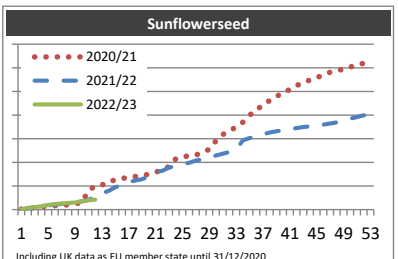
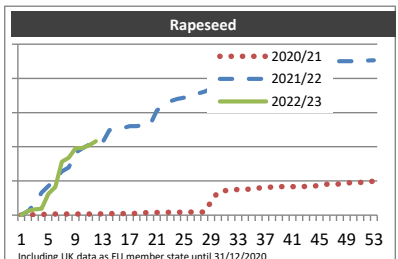
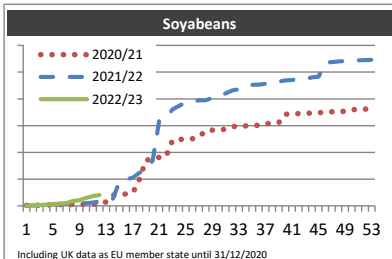
Week 1 to 12 from 01/07/2022 to 18/09/2022

(tonnes)

Soyabeans			
week	2020/21	2021/22	2022/23
1	730	171	134
2	1,194	831	831
3	1,430	1,370	1,348
4	1,671	1,869	2,420
5	2,067	2,455	3,146
6	2,353	2,762	4,137
7	2,567	3,721	4,888
8	2,884	4,116	9,158
9	3,011	4,513	10,924
10	3,117	4,785	14,926
11	3,321	6,067	18,184
12	3,925	8,373	20,300
13	7,269	11,353	
14	20,230	13,241	
15	21,185	45,989	
16	22,221	50,166	
17	23,959	52,319	
18	49,653	62,103	
19	85,883	66,259	
20	86,365	84,778	
21	90,802	160,374	
22	91,468	164,550	
23	123,174	180,571	
24	123,952	187,017	
25	125,381	193,463	
26	125,680	195,625	
27	128,876	197,148	
28	140,953	197,542	
29	141,624	202,047	
30	142,178	203,942	
31	143,066	209,997	
32	148,015	216,021	
33	148,739	218,103	
34	149,327	220,195	
35	150,051	226,149	
36	150,737	226,843	
37	153,070	228,375	
38	154,661	230,857	
39	155,802	232,569	
40	171,350	234,668	
41	171,714	235,506	
42	172,498	236,388	
43	173,100	237,106	
44	173,544	240,474	
45	174,067	241,497	
46	174,751	267,651	
47	175,703	268,864	
48	176,277	269,978	
49	176,900	271,012	
50	179,697	271,391	
51	180,378	271,931	
52	180,883	272,580	
53	181,066	273,002	

Rapeseed			
week	2020/21	2021/22	2022/23
1	391	490	358
2	1,006	11,786	12,215
3	1,661	32,963	17,021
4	2,206	66,063	18,651
5	2,674	85,589	62,566
6	2,984	106,206	82,244
7	3,119	127,820	156,636
8	3,148	139,481	168,115
9	3,228	182,963	195,416
10	3,279	195,014	196,568
11	3,372	205,868	203,900
12	3,439	209,273	216,110
13	3,666	212,305	
14	4,297	248,666	
15	4,372	252,030	
16	4,469	254,245	
17	4,567	260,154	
18	4,928	260,493	
19	7,222	263,712	
20	7,407	264,073	
21	7,483	305,887	
22	7,869	320,136	
23	8,156	333,469	
24	8,438	339,753	
25	8,773	343,620	
26	8,811	350,170	
27	8,835	355,554	
28	8,892	360,944	
29	39,917	370,296	
30	67,537	379,557	
31	71,616	386,017	
32	71,810	386,366	
33	75,585	389,241	
34	75,669	395,984	
35	76,407	399,372	
36	79,569	402,480	
37	79,647	402,612	
38	82,615	405,663	
39	83,082	408,858	
40	83,211	412,709	
41	83,438	413,066	
42	83,620	416,284	
43	84,028	419,487	
44	84,369	419,561	
45	87,560	424,966	
46	90,239	435,487	
47	90,467	449,548	
48	90,980	449,883	
49	94,666	450,169	
50	95,222	450,355	
51	95,869	451,022	
52	96,314	451,897	
53	99,768	452,804	

Sunflowerseed			
week	2020/21	2021/22	2022/23
1	1,753	1,194	943
2	5,401	4,607	7,079
3	8,174	8,443	10,714
4	11,769	13,255	13,851
5	14,548	17,396	19,537
6	16,519	20,933	22,939
7	18,600	24,428	25,726
8	20,193	27,609	27,895
9	24,761	30,728	30,118
10	28,606	34,300	35,108
11	80,140	41,083	39,464
12	99,508	54,767	42,285
13	103,653	69,186	
14	120,793	79,320	
15	124,713	94,580	
16	131,953	104,523	
17	136,528	116,972	
18	140,328	123,340	
19	144,828	129,134	
20	149,863	139,842	
21	157,187	157,545	
22	171,608	164,570	
23	180,963	177,676	
24	214,746	185,377	
25	221,090	192,222	
26	228,892	198,268	
27	230,831	207,252	
28	242,180	212,654	
29	254,730	221,253	
30	291,738	229,171	
31	317,470	236,540	
32	332,663	244,148	
33	349,787	253,043	
34	370,084	293,354	
35	397,621	302,729	
36	427,451	308,520	
37	437,091	318,434	
38	462,414	326,109	
39	477,625	331,615	
40	498,209	335,911	
41	507,177	340,850	
42	523,994	344,949	
43	539,956	349,429	
44	547,810	352,313	
45	558,190	354,555	
46	571,053	359,974	
47	581,490	364,446	
48	587,896	369,334	
49	593,886	376,664	
50	602,743	384,627	
51	613,511	391,069	
52	618,136	398,886	
53	620,400	402,327	



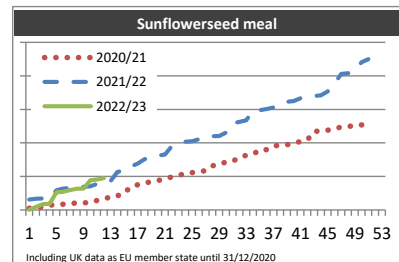
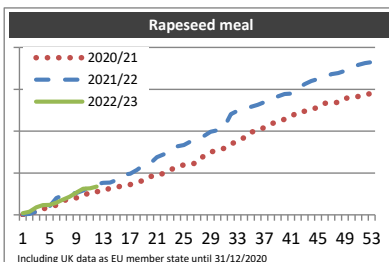
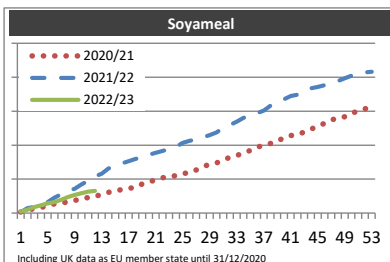
Week 1 to 12 from 01/07/2022 to 18/09/2022

(tonnes)

Soyameal			
week	2020/21	2021/22	2022/23
1	6,588	5,225	9,478
2	16,524	28,078	19,272
3	25,894	36,288	34,841
4	34,125	52,386	45,185
5	40,168	65,668	57,526
6	54,923	91,459	65,688
7	59,881	111,093	77,998
8	65,555	131,732	95,361
9	74,647	143,155	107,193
10	84,143	169,225	117,053
11	90,840	189,418	125,584
12	96,270	215,405	130,534
13	111,757	231,853	
14	121,785	262,999	
15	128,705	276,981	
16	138,851	292,095	
17	145,293	306,156	
18	151,413	318,090	
19	172,040	327,276	
20	182,097	343,551	
21	196,445	355,421	
22	208,816	365,441	
23	212,414	376,692	
24	221,318	390,774	
25	232,155	413,365	
26	239,221	425,695	
27	253,495	433,290	
28	272,709	446,819	
29	287,084	459,215	
30	295,205	475,124	
31	311,457	502,547	
32	328,700	519,214	
33	338,047	538,519	
34	356,268	560,359	
35	367,970	570,551	
36	387,906	588,004	
37	399,581	603,753	
38	409,532	631,586	
39	422,087	657,010	
40	445,323	669,994	
41	456,913	689,262	
42	462,012	697,763	
43	477,516	707,250	
44	493,965	734,867	
45	512,557	743,258	
46	527,896	753,678	
47	549,054	765,206	
48	558,169	777,626	
49	567,727	793,392	
50	588,027	809,202	
51	600,586	816,873	
52	614,267	829,167	
53	624,830	832,133	

Rapeseed meal			
week	2020/21	2021/22	2022/23
1	416	2,601	7,764
2	7,928	4,583	15,133
3	15,462	14,864	36,137
4	28,928	32,875	46,071
5	35,988	39,888	47,240
6	46,151	80,465	57,679
7	65,723	92,657	73,299
8	79,206	101,180	86,509
9	80,913	104,299	106,833
10	89,058	116,183	124,463
11	110,024	136,493	126,539
12	110,802	146,450	135,015
13	113,551	153,395	
14	127,316	154,489	
15	132,228	166,924	
16	140,919	192,126	
17	145,066	196,667	
18	155,468	214,673	
19	164,336	237,452	
20	183,807	246,054	
21	185,171	275,272	
22	199,330	288,922	
23	214,083	299,857	
24	231,331	326,863	
25	238,413	333,291	
26	240,193	350,508	
27	251,809	366,224	
28	282,818	376,463	
29	299,957	397,250	
30	309,582	404,515	
31	317,399	417,717	
32	339,677	481,458	
33	349,022	497,030	
34	369,621	501,643	
35	395,822	515,981	
36	400,489	526,121	
37	418,119	538,628	
38	435,484	547,666	
39	443,619	565,856	
40	457,285	576,971	
41	469,484	579,673	
42	491,486	604,131	
43	494,927	624,375	
44	503,170	639,786	
45	514,211	649,402	
46	532,920	657,739	
47	535,945	672,222	
48	537,572	677,757	
49	556,418	688,071	
50	561,897	701,971	
51	565,898	717,127	
52	574,151	725,141	
53	580,445	729,884	

Sunflowerseed meal			
week	2020/21	2021/22	2022/23
1	1,272	50,401	1,050
2	9,284	56,728	18,278
3	10,012	62,197	33,872
4	14,992	66,676	37,437
5	17,595	68,170	105,266
6	29,147	69,493	108,210
7	30,035	117,235	118,316
8	34,717	127,131	125,988
9	38,885	129,825	128,067
10	41,099	135,069	177,060
11	41,847	138,463	181,672
12	44,973	141,283	190,140
13	56,767	156,010	
14	65,493	157,847	
15	77,186	172,954	
16	82,252	226,193	
17	118,173	237,522	
18	121,060	260,079	
19	151,712	276,473	
20	161,265	302,730	
21	168,078	311,267	
22	175,169	323,789	
23	187,485	330,960	
24	196,314	379,177	
25	207,363	394,859	
26	215,463	407,365	
27	223,246	409,118	
28	230,252	421,858	
29	233,354	425,031	
30	263,721	440,001	
31	271,808	441,602	
32	286,309	460,636	
33	290,123	516,374	
34	316,104	525,612	
35	325,530	535,034	
36	331,948	592,516	
37	359,033	595,175	
38	359,843	602,689	
39	381,507	611,678	
40	385,395	631,232	
41	388,251	645,726	
42	402,473	649,083	
43	407,021	666,030	
44	417,377	674,732	
45	468,801	679,603	
46	470,790	683,949	
47	475,573	707,114	
48	486,407	755,417	
49	493,525	811,651	
50	497,686	815,276	
51	503,443	831,890	
52	507,822	880,889	
53	508,547	899,609	



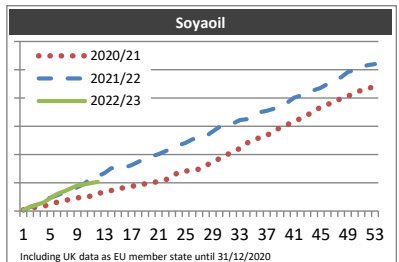
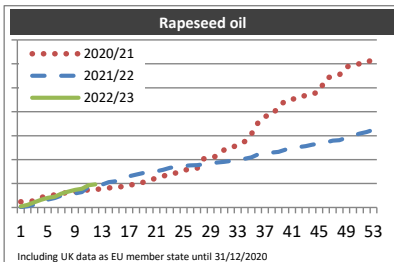
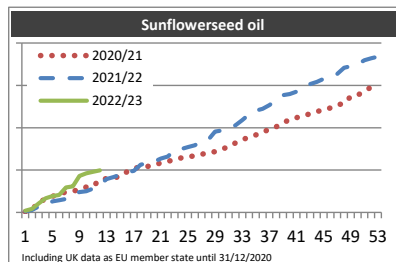
Week 1 to 12 from 01/07/2022 to 18/09/2022

(tonnes)

Sunflowerseed oil			
week	2020/21	2021/22	2022/23
1	3,133	4,828	7,818
2	9,354	11,421	16,944
3	54,568	28,155	42,870
4	58,982	33,476	66,876
5	75,673	52,293	77,038
6	85,981	57,149	82,031
7	96,855	63,650	117,810
8	101,177	87,981	122,923
9	105,964	96,213	171,916
10	120,146	100,553	184,535
11	123,143	112,505	192,021
12	155,393	131,385	198,718
13	159,527	157,347	
14	164,321	166,840	
15	169,348	177,984	
16	192,150	190,395	
17	208,683	196,449	
18	213,655	225,152	
19	217,251	232,845	
20	222,158	239,670	
21	235,101	254,467	
22	242,320	263,442	
23	247,606	294,410	
24	257,711	299,853	
25	262,877	308,721	
26	266,620	317,003	
27	274,808	336,017	
28	282,585	344,044	
29	287,327	381,648	
30	299,660	387,455	
31	309,962	396,262	
32	328,706	411,840	
33	342,692	435,737	
34	355,601	463,423	
35	365,740	480,436	
36	374,383	488,974	
37	396,222	507,146	
38	405,219	530,525	
39	421,078	553,904	
40	439,937	559,589	
41	447,357	570,287	
42	457,649	592,808	
43	464,943	605,576	
44	477,078	616,418	
45	484,348	631,183	
46	493,329	643,075	
47	507,942	653,890	
48	514,605	682,847	
49	548,616	690,865	
50	554,036	700,128	
51	571,365	718,202	
52	592,337	728,136	
53	596,003	735,468	

Rapeseed oil			
week	2020/21	2021/22	2022/23
1	23,848	1,563	4,531
2	25,773	5,256	10,564
3	27,461	11,931	21,830
4	40,983	14,750	32,050
5	50,315	32,697	39,989
6	52,636	39,033	44,881
7	59,429	49,635	57,942
8	61,995	54,051	65,705
9	65,203	58,727	73,540
10	70,300	64,137	77,756
11	73,132	86,273	93,273
12	75,794	89,616	96,614
13	78,373	95,799	
14	81,821	106,128	
15	84,319	109,954	
16	87,402	123,023	
17	91,278	130,662	
18	101,650	137,246	
19	104,869	143,386	
20	112,952	147,337	
21	123,791	151,275	
22	130,616	157,289	
23	140,579	165,364	
24	144,370	169,639	
25	155,243	173,610	
26	159,917	175,678	
27	164,401	176,543	
28	203,671	180,286	
29	206,781	183,988	
30	216,875	187,519	
31	240,145	190,835	
32	246,374	194,758	
33	264,116	199,821	
34	275,647	203,363	
35	305,625	209,454	
36	355,273	221,860	
37	380,915	226,005	
38	385,067	229,229	
39	419,465	232,266	
40	446,242	241,486	
41	452,505	246,162	
42	455,683	252,522	
43	469,510	255,856	
44	473,679	262,251	
45	484,020	266,343	
46	539,230	272,135	
47	548,701	278,852	
48	554,546	281,345	
49	586,624	290,911	
50	596,962	300,584	
51	600,532	308,455	
52	603,245	315,150	
53	623,111	324,695	

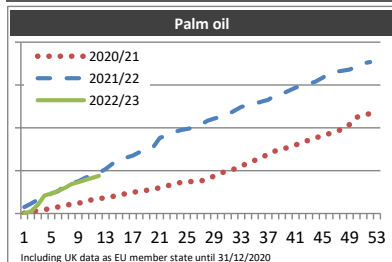
Soyaoil			
week	2020/21	2021/22	2022/23
1	8,643	4,854	8,978
2	18,441	29,073	28,246
3	30,147	44,355	45,744
4	32,525	82,145	61,306
5	52,210	94,083	91,420
6	62,820	111,884	122,365
7	74,155	131,758	139,627
8	83,069	149,253	161,199
9	93,380	167,823	181,247
10	98,324	192,156	189,453
11	106,757	235,067	198,146
12	125,782	246,467	206,278
13	130,706	268,458	
14	145,865	302,859	
15	161,628	306,384	
16	163,581	309,521	
17	173,561	324,181	
18	188,130	348,986	
19	191,406	370,327	
20	196,821	388,174	
21	211,640	403,297	
22	220,282	422,746	
23	243,321	445,436	
24	276,748	465,639	
25	282,048	482,131	
26	288,856	508,229	
27	296,630	517,118	
28	324,895	530,314	
29	341,719	562,819	
30	372,534	595,185	
31	395,987	606,772	
32	421,913	619,034	
33	442,131	643,300	
34	480,064	649,833	
35	503,301	678,692	
36	520,466	700,670	
37	532,811	709,826	
38	568,071	723,674	
39	589,213	750,632	
40	610,559	765,796	
41	632,998	801,621	
42	654,555	817,527	
43	679,485	843,877	
44	705,607	856,629	
45	737,049	872,615	
46	755,907	900,432	
47	765,685	925,664	
48	799,972	947,642	
49	813,270	985,021	
50	837,554	997,435	
51	854,914	1,021,620	
52	869,129	1,032,817	
53	880,008	1,040,280	



Week 1 to 12 from 01/07/2022 to 18/09/2022

(tonnes)

Palm oil			
week	2020/21	2021/22	2022/23
1	367	3,816	163
2	2,017	7,478	2,591
3	3,467	11,538	10,413
4	4,394	16,174	21,023
5	6,343	18,906	23,123
6	7,810	23,471	26,652
7	9,270	25,899	29,790
8	11,090	32,873	34,542
9	12,200	35,858	36,572
10	13,685	37,637	39,078
11	16,112	41,692	41,385
12	17,285	44,657	43,962
13	18,498	47,509	
14	19,767	51,958	
15	21,756	57,965	
16	23,092	63,028	
17	24,771	65,185	
18	25,960	67,414	
19	27,154	71,567	
20	28,354	73,771	
21	30,194	77,418	
22	32,240	88,293	
23	34,272	90,913	
24	36,012	94,861	
25	36,779	97,082	
26	37,501	98,800	
27	37,903	100,229	
28	40,326	103,347	
29	43,783	108,236	
30	47,471	110,892	
31	49,474	112,786	
32	51,994	115,518	
33	55,073	120,184	
34	59,211	124,440	
35	62,234	126,374	
36	64,671	128,066	
37	70,427	130,598	
38	72,873	132,830	
39	75,289	138,275	
40	77,367	139,802	
41	80,266	143,239	
42	82,097	146,860	
43	86,025	149,345	
44	88,248	151,311	
45	91,204	154,134	
46	93,243	158,596	
47	96,000	163,740	
48	98,743	165,531	
49	104,027	166,667	
50	112,437	167,975	
51	114,335	172,215	
52	116,738	175,300	
53	118,080	176,807	



Calendar of Marketing Year weeks

Week	2020/21		2021/22		2022/23	
	Start	End	Start	End	Start	End
1	01/07/2020	05/07/2020	01/07/2021	04/07/2021	01/07/2022	03/07/2022
2	06/07/2020	12/07/2020	05/07/2021	11/07/2021	04/07/2022	10/07/2022
3	13/07/2020	19/07/2020	12/07/2021	18/07/2021	11/07/2022	17/07/2022
4	20/07/2020	26/07/2020	19/07/2021	25/07/2021	18/07/2022	24/07/2022
5	27/07/2020	02/08/2020	26/07/2021	01/08/2021	25/07/2022	31/07/2022
6	03/08/2020	09/08/2020	02/08/2021	08/08/2021	01/08/2022	07/08/2022
7	10/08/2020	16/08/2020	09/08/2021	15/08/2021	08/08/2022	14/08/2022
8	17/08/2020	23/08/2020	16/08/2021	22/08/2021	15/08/2022	21/08/2022
9	24/08/2020	30/08/2020	23/08/2021	29/08/2021	22/08/2022	28/08/2022
10	31/08/2020	06/09/2020	30/08/2021	05/09/2021	29/08/2022	04/09/2022
11	07/09/2020	13/09/2020	06/09/2021	12/09/2021	05/09/2022	11/09/2022
12	14/09/2020	20/09/2020	13/09/2021	19/09/2021	12/09/2022	18/09/2022
13	21/09/2020	27/09/2020	20/09/2021	26/09/2021	19/09/2022	25/09/2022
14	28/09/2020	04/10/2020	27/09/2021	03/10/2021	26/09/2022	02/10/2022
15	05/10/2020	11/10/2020	04/10/2021	10/10/2021	03/10/2022	09/10/2022
16	12/10/2020	18/10/2020	11/10/2021	17/10/2021	10/10/2022	16/10/2022
17	19/10/2020	25/10/2020	18/10/2021	24/10/2021	17/10/2022	23/10/2022
18	26/10/2020	01/11/2020	25/10/2021	31/10/2021	24/10/2022	30/10/2022
19	02/11/2020	08/11/2020	01/11/2021	07/11/2021	31/10/2022	06/11/2022
20	09/11/2020	15/11/2020	08/11/2021	14/11/2021	07/11/2022	13/11/2022
21	16/11/2020	22/11/2020	15/11/2021	21/11/2021	14/11/2022	20/11/2022
22	23/11/2020	29/11/2020	22/11/2021	28/11/2021	21/11/2022	27/11/2022
23	30/11/2020	06/12/2020	29/11/2021	05/12/2021	28/11/2022	04/12/2022
24	07/12/2020	13/12/2020	06/12/2021	12/12/2021	05/12/2022	11/12/2022
25	14/12/2020	20/12/2020	13/12/2021	19/12/2021	12/12/2022	18/12/2022
26	21/12/2020	27/12/2020	20/12/2021	26/12/2021	19/12/2022	25/12/2022
27	28/12/2020	03/01/2021	27/12/2021	02/01/2022	26/12/2022	01/01/2023
28	04/01/2021	10/01/2021	03/01/2022	09/01/2022	02/01/2023	08/01/2023
29	11/01/2021	17/01/2021	10/01/2022	16/01/2022	09/01/2023	15/01/2023
30	18/01/2021	24/01/2021	17/01/2022	23/01/2022	16/01/2023	22/01/2023
31	25/01/2021	31/01/2021	24/01/2022	30/01/2022	23/01/2023	29/01/2023
32	01/02/2021	07/02/2021	31/01/2022	06/02/2022	30/01/2023	05/02/2023
33	08/02/2021	14/02/2021	07/02/2022	13/02/2022	06/02/2023	12/02/2023
34	15/02/2021	21/02/2021	14/02/2022	20/02/2022	13/02/2023	19/02/2023
35	22/02/2021	28/02/2021	21/02/2022	27/02/2022	20/02/2023	26/02/2023
36	01/03/2021	07/03/2021	28/02/2022	06/03/2022	27/02/2023	05/03/2023
37	08/03/2021	14/03/2021	07/03/2022	13/03/2022	06/03/2023	12/03/2023
38	15/03/2021	21/03/2021	14/03/2022	20/03/2022	13/03/2023	19/03/2023
39	22/03/2021	28/03/2021	21/03/2022	27/03/2022	20/03/2023	26/03/2023
40	29/03/2021	04/04/2021	28/03/2022	03/04/2022	27/03/2023	02/04/2023
41	05/04/2021	11/04/2021	04/04/2022	10/04/2022	03/04/2023	09/04/2023
42	12/04/2021	18/04/2021	11/04/2022	17/04/2022	10/04/2023	16/04/2023
43	19/04/2021	25/04/2021	18/04/2022	24/04/2022	17/04/2023	23/04/2023
44	26/04/2021	02/05/2021	25/04/2022	01/05/2022	24/04/2023	30/04/2023
45	03/05/2021	09/05/2021	02/05/2022	08/05/2022	01/05/2023	07/05/2023
46	10/05/2021	16/05/2021	09/05/2022	15/05/2022	08/05/2023	14/05/2023
47	17/05/2021	23/05/2021	16/05/2022	22/05/2022	15/05/2023	21/05/2023
48	24/05/2021	30/05/2021	23/05/2022	29/05/2022	22/05/2023	28/05/2023
49	31/05/2021	06/06/2021	30/05/2022	05/06/2022	29/05/2023	04/06/2023
50	07/06/2021	13/06/2021	06/06/2022	12/06/2022	05/06/2023	11/06/2023
51	14/06/2021	20/06/2021	13/06/2022	19/06/2022	12/06/2023	18/06/2023
52	21/06/2021	27/06/2021	20/06/2022	26/06/2022	19/06/2023	25/06/2023
53	28/06/2021	30/06/2021	27/06/2022	30/06/2022	26/06/2023	30/06/2023