

### Trade monitoring through customs surveillance data

The TAXUD surveillance system ("customs surveillance") records and centralizes all trade data (import and exports) directly from the national customs authorities on a daily basis. For each transaction, the stored data contain the information available on the Single Administrative Document (SAD), including the volume and origin of the consignment.

As surveillance system does not include intra-trade data, the UK data as EU partner can't be displayed before 1/1/2021. The data as of 1/1/2021 is therefore not comparable with the data until 31/12/2020.

According to Art.55(2) of Commission Implementing Regulation (EU) 2015/2447, the customs authorities shall provide the Commission at least once a week with data on customs declarations for the goods that have been made subject to surveillance at release for free circulation or at export.

The "customs surveillance" data provide actual and prompt information about the trade (import/export) transaction in terms of volume and origin or destination. The European Commission aims to improve data quality and provide as recent and accurate information as possible. However, Surveillance data are created on the basis of declarations that may be modified, corrected or deleted. Additionally, the legal basis (Regulation (EU) 2015/2447) allows that on specific occasions declaration data may be forwarded with a delay. Therefore, it cannot be guaranteed that information provided is free of errors or that it will not be amended. The European Commission accepts no responsibility with regard to such problems incurred as a result of using these data.

\* The United Kingdom is no longer a Member State of the European Union, however until the end of the transition period it was still a part of the EU Customs Union. Due to the absence of intra-trade data in the surveillance system, the totals of the EU trade data therefore also include the UK data until 31/12/2020. The data as of 1/1/2021 is therefore not comparable with the data until 31/12/2020.

### Publication of data

This report is published on a weekly basis. In case of a technical issue or another constraint causing delay of the publication, please note that the next upload will be done in the coming days at 12h or 16h.

The data are expressed in quantity of the product itself, unless otherwise stated.  
Below the specifications of the products included in the report.

Product	CN code
Soyabeans	1201 10 00; 1201 90 00
Rapeseed	1205 10 10; 1205 10 90; 1205 90 00
Sunflowerseed	1206 00 10; 1206 00 91; 1206 00 99
Soyameal	2304 00 00
Rapeseed meal	2306 41 00; 2306 49 00
Sunflowerseed meal	2306 30 00
Soyaoil	1507 10 10; 1507 10 90; 1507 90 10; 1507 90 90
Rapeseed oil	1514 11 10; 1514 11 90; 1514 19 10; 1514 19 90; 1514 91 10; 1514 91 90; 1514 99 10; 1514 99 90
Sunflowerseed oil	1512 11 10; 1512 11 91; 1512 11 99; 1512 19 10; 1512 19 90
Palm oil	1511 10 10; 1511 10 90; 1511 90 11; 15119019; 15119091; 15119099

- XI refers to Northern Ireland
- the weekly reference period is from Monday to Sunday

## Cumul of week 1 to 15

(tonnes)	EU*		EU*		EU + UK	
	01/07/2022 - 09/10/2022		01/07/2021 - 10/10/2021		01/07/2020 - 11/10/2020	
	Export	Import	Export	Import	Export	Import
Soyabeans	36 797	3 116 201	45 989	3 384 562	21 185	4 143 949
Rapeseed	263 812	1 779 232	252 030	1 382 702	4 372	1 870 591
Sunflowerseed	69 372	791 130	94 580	75 431	124 713	118 575
<b>Total seeds</b>	<b>369 980</b>	<b>5 686 564</b>	<b>392 599</b>	<b>4 842 694</b>	<b>150 270</b>	<b>6 133 115</b>
Soyameal	164 054	4 214 507	276 981	4 611 816	128 705	5 100 524
Rapeseed meal	159 693	152 907	166 924	236 993	132 228	122 229
Sunflowerseed meal	245 334	653 633	172 954	454 760	77 186	564 030
<b>Total meals</b>	<b>569 081</b>	<b>5 021 047</b>	<b>616 859</b>	<b>5 303 570</b>	<b>338 119</b>	<b>5 786 783</b>
Soyaoil	234 453	106 776	306 384	164 300	161 628	164 181
Rapeseed oil	123 856	140 066	109 954	167 830	84 319	98 040
Sunflowerseed oil	249 964	448 677	177 984	390 193	169 348	502 637
Palm oil	51 896	923 130	57 965	1 671 039	21 756	1 891 987
<b>Total oils</b>	<b>660 170</b>	<b>1 618 650</b>	<b>652 287</b>	<b>2 393 362</b>	<b>437 052</b>	<b>2 656 846</b>
<b>General Total</b>	<b>1 599 231</b>	<b>12 326 261</b>	<b>1 661 745</b>	<b>12 539 626</b>	<b>925 441</b>	<b>14 576 744</b>

\* The United Kingdom is no longer a Member State of the European Union, however until the end of the transition period it was still a part of the EU Customs Union. Due to the absence of intra-trade data in the surveillance system, the totals of the EU trade data therefore also include the UK data until 31/12/2020. The data as of 1/1/2021 is therefore not comparable with the data until 31/12/2020.

Week 1 to 15 from 01/07/2022 to 09/10/2022

Summary

Import (tonnes)	Soyabeans	Rapeseed	Sunflower- seed	Soyameal	Rapeseed meal	Sunflower- seed meal	Soyaoil	Rapeseed oil	Sunflower- seed oil	Palm oil
BE	91 978	280 431	698	18 063		6 489	112	17 236	4 001	24 146
BG	436	18 678	385 807	587		45 985	4 413	252	55 232	790
CZ	1 269	21 677	467	250		701	633	195	4 052	113
DK	628		298	241 372		5 374	6 189		2 265	15 668
DE	587 646	206 253	10 377	384 842	23 741	15 524	1 820	378	6 831	76 859
EE		330	1 487	484	198	1 575	42	399	445	
IE	44	1	149	156 264	3 207		1 945	1 198	823	550
EL	52 671	110	764	113 461		6 668	3 080	203	1 830	19 427
ES	777 749		19 935	691 094	7 473	46 204	351	1 124	33 263	270 624
FR	46 127	215 772	10 878	572 724	12 674	94 861	518	115	26 551	16 777
HR		658	3 780	1 250	2 054	450	894	159	11 536	3 393
IT	356 535	295	318	151 275	3 901	36 027	24	6	39 429	122 725
CY	1			33 327		2 690	656	185	961	
LV	3 991	20 827	23	6 646	7 487	78 840	43	23 057	1 119	
LT		8 081	631	22 741	61 323	1 892	7 788	33 163	9 349	
LU			1						20	
HU	21 008	53 730	106 716	19 569	685	14 562	303		31 933	789
MT	1						76	6	221	85
NL	907 431	190 055	25 745	660 269	1 769	117 823	3 318	24 256	27 790	345 032
AT	5 999	2 287	3 482	3 864		1 195	669	968	8 078	146
PL	26 230	365 874	6 850	627 402	23 105	149 413	63 223	28 243	147 594	217
PT	159 445	24 984	39 412	14 708			45	2	96	3 548
RO	52 475	310 403	157 027	155 521	25	9 731	2 972	2 602	17 845	3 547
SI	9 468	675	22	246 521	4 279	14 302	1 122	1 949	11 682	
SK	11 404	55 236	15 724			163	48		2 697	
FI	276		218	1 499		86	58		108	
SE	2 851	2 875	237	25 177		3 078	5 866	3 026	1 930	18 444
XI	539	3	88	65 598	985		565	1 345	996	251
<b>EU*</b>	<b>3 116 201</b>	<b>1 779 232</b>	<b>791 130</b>	<b>4 214 507</b>	<b>152 907</b>	<b>653 633</b>	<b>106 776</b>	<b>140 066</b>	<b>448 677</b>	<b>923 130</b>

\* The United Kingdom is no longer a Member State of the European Union, however until the end of the transition period it was still a part of the EU Customs Union. Due to the absence of intra-trade data in the surveillance system, the totals of the EU trade data therefore also include the UK data until 31/12/2020. The data as of 1/1/2021 is therefore not comparable with the data until 31/12/2020.

## Top 5 import origins\* - Marketing Year 2022/23 (update of 09/10/2022)

Soyabeans		
Origin	tonnes	share
Brazil	1 611 875	51.7%
United States of America	1 045 926	33.6%
Ukraine	188 800	6.1%
Uruguay	117 047	3.8%
Canada	74 414	2.4%

Rapeseed		
Origin	tonnes	share
Ukraine	1 017 400	57.2%
Australia	644 699	36.2%
Moldova	38 062	2.1%
Canada	37 236	2.1%
Serbia	24 001	1.3%

Sunflowerseed		
Origin	tonnes	share
Ukraine	693 244	87.6%
Moldova	63 411	8.0%
Argentina	10 628	1.3%
China	8 497	1.1%
Serbia	7 852	1.0%

Soyameal		
Origin	tonnes	share
Brazil	2 351 699	55.8%
Argentina	1 453 205	34.5%
Paraguay	104 898	2.5%
Ukraine	63 557	1.5%
Russia	58 414	1.4%

Rapeseed meal		
Origin	tonnes	share
Belarus	53 650	35.1%
Russia	41 322	27.0%
United Kingdom	33 394	21.8%
Ukraine	13 594	8.9%
Bosnia and Herzegovina	4 279	2.8%

Sunflowerseed meal		
Origin	tonnes	share
Ukraine	287 245	43.9%
Argentina	198 621	30.4%
Russia	131 697	20.1%
Moldova	16 279	2.5%
Serbia	8 462	1.3%

Sunflowerseed oil		
Origin	tonnes	share
Ukraine	401 561	89.5%
Serbia	19 736	4.4%
Moldova	9 418	2.1%
Turkey	4 468	1.0%
Bosnia and Herzegovina	3 816	0.9%

Rapeseed oil		
Origin	tonnes	share
Belarus	64 886	46.3%
United Kingdom	21 262	15.2%
United Arab Emirates	18 519	13.2%
Ukraine	16 282	11.6%
Russia	7 760	5.5%

Soyaoil		
Origin	tonnes	share
Ukraine	65 864	61.7%
Norway	13 929	13.0%
Serbia	12 867	12.0%
Belarus	4 679	4.4%
United Kingdom	3 751	3.5%

Palm oil		
Origin	tonnes	share
Indonesia	311 287	33.7%
Malaysia	214 788	23.3%
Guatemala	172 079	18.6%
Papua New Guinea	57 132	6.2%
Costa Rica	47 277	5.1%

\* The United Kingdom is no longer a Member State of the European Union, however until the end of the transition period it was still a part of the EU Customs Union. Due to the absence of intra-trade data in the surveillance system, the totals of the EU trade data therefore also include the UK data until 31/12/2020. The data as of 1/1/2021 is therefore not comparable with the data until 31/12/2020.

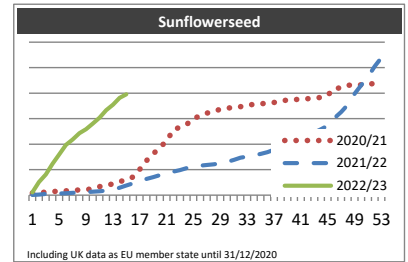
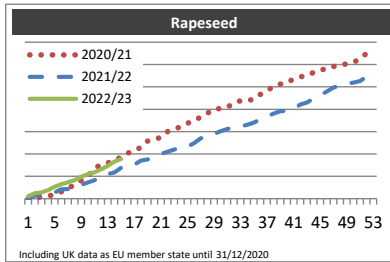
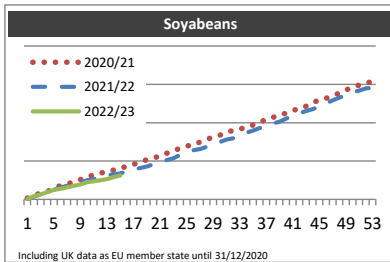
Week 1 to 15 from 01/07/2022 to 09/10/2022

(tonnes)

Soyabeans			
week	2020/21	2021/22	2022/23
1	163413	14050	30942
2	555 679	356 431	427 108
3	809 177	612 285	651 691
4	1 030 274	966 648	934 203
5	1 426 359	1 267 009	1 270 583
6	1 791 837	1 543 189	1 370 629
7	2 034 261	1 771 206	1 578 514
8	2 232 628	2 104 790	1 791 475
9	2 589 473	2 218 913	1 962 294
10	2 966 515	2 486 176	2 228 391
11	3 154 630	2 647 900	2 363 139
12	3 416 837	2 918 809	2 506 811
13	3 617 651	3 176 875	2 643 136
14	3 818 988	3 232 902	2 902 380
15	4 143 949	3 384 562	3 116 201
16	4 255 378	3 645 528	
17	4 582 823	3 918 343	
18	4 857 846	4 085 859	
19	5 165 400	4 287 653	
20	5 410 281	4 581 645	
21	5 635 100	4 849 802	
22	6 015 529	5 114 218	
23	6 289 050	5 346 342	
24	6 663 971	5 805 026	
25	6 974 149	6 077 846	
26	7 112 801	6 419 138	
27	7 484 344	6 545 490	
28	7 863 955	6 840 168	
29	8 091 846	7 124 168	
30	8 365 878	7 467 418	
31	8 787 113	7 795 670	
32	8 981 118	7 980 574	
33	9 190 004	8 296 372	
34	9 392 775	8 688 497	
35	9 691 017	8 973 438	
36	10 071 149	9 298 574	
37	10 405 077	9 632 541	
38	10 690 157	9 888 937	
39	11 038 055	10 116 313	
40	11 236 411	10 543 127	
41	11 581 417	10 864 989	
42	11 901 186	11 258 342	
43	12 147 417	11 509 520	
44	12 613 904	11 762 378	
45	12 969 085	12 075 213	
46	13 180 685	12 525 584	
47	13 518 846	12 936 587	
48	13 846 912	13 266 305	
49	14 291 856	13 604 807	
50	14 582 584	13 958 771	
51	14 899 749	14 177 198	
52	15 109 370	14 473 918	
53	15 424 530	14 547 934	

Rapeseed			
week	2020/21	2021/22	2022/23
1	2303	1890	111313
2	30 315	147 372	243 377
3	87 701	185 167	281 658
4	117 612	252 202	381 830
5	191 335	286 826	535 851
6	310 167	418 125	645 006
7	447 212	435 611	741 578
8	634 354	451 018	828 762
9	809 917	617 850	987 763
10	1 005 715	732 158	1 096 611
11	1 368 635	830 570	1 185 504
12	1 519 996	1 025 882	1 311 213
13	1 608 779	1 101 083	1 470 456
14	1 675 495	1 176 659	1 655 545
15	1 870 591	1 382 702	1 779 232
16	2 045 747	1 387 626	
17	2 116 047	1 519 801	
18	2 302 683	1 707 635	
19	2 575 115	1 756 465	
20	2 653 439	1 883 681	
21	2 741 156	1 997 658	
22	3 000 518	2 104 105	
23	3 101 934	2 201 798	
24	3 226 133	2 299 722	
25	3 375 065	2 328 546	
26	3 495 914	2 481 515	
27	3 654 993	2 706 106	
28	3 816 857	2 757 541	
29	4 020 847	2 889 446	
30	4 021 706	3 022 498	
31	4 086 795	3 115 145	
32	4 278 493	3 182 682	
33	4 385 639	3 225 437	
34	4 386 353	3 300 334	
35	4 450 697	3 403 095	
36	4 666 156	3 539 442	
37	4 836 258	3 669 813	
38	5 011 358	3 809 408	
39	5 126 993	3 904 905	
40	5 253 716	3 941 460	
41	5 316 458	4 008 494	
42	5 445 875	4 216 895	
43	5 515 224	4 306 735	
44	5 644 871	4 483 588	
45	5 725 852	4 616 539	
46	5 855 454	4 799 683	
47	5 910 269	4 969 802	
48	5 968 406	5 046 674	
49	6 034 738	5 140 174	
50	6 098 157	5 193 362	
51	6 249 596	5 263 054	
52	6 508 651	5 455 979	
53	6 508 775	5 518 896	

Sunflowerseed			
week	2020/21	2021/22	2022/23
1	16761	1412	21548
2	19 897	4 150	102 684
3	23 107	10 137	162 761
4	27 803	11 968	245 860
5	31 016	13 827	318 361
6	34 177	15 499	393 560
7	37 766	17 808	436 501
8	39 963	19 903	486 071
9	42 104	23 176	517 899
10	50 780	26 290	559 852
11	67 467	29 618	607 269
12	78 060	35 148	665 627
13	88 232	41 976	709 594
14	107 383	58 383	762 560
15	118 575	75 431	791 130
16	143 817	92 000	
17	201 932	109 230	
18	272 010	126 837	
19	323 928	141 820	
20	374 526	156 904	
21	424 028	172 696	
22	513 431	184 879	
23	533 627	196 728	
24	554 478	211 486	
25	601 323	220 909	
26	621 950	231 543	
27	643 023	236 365	
28	653 515	240 907	
29	675 330	248 549	
30	681 005	260 921	
31	689 028	275 770	
32	694 016	294 086	
33	707 479	302 483	
34	711 184	312 260	
35	716 717	322 757	
36	720 903	337 042	
37	727 605	356 856	
38	738 091	381 065	
39	746 185	401 737	
40	749 580	419 115	
41	753 289	445 071	
42	756 451	463 374	
43	760 965	492 032	
44	766 958	517 171	
45	784 670	545 254	
46	837 102	603 886	
47	840 648	651 451	
48	861 598	709 392	
49	863 565	795 597	
50	866 075	863 087	
51	871 040	928 244	
52	875 304	1 011 599	
53	876 698	1 078 575	



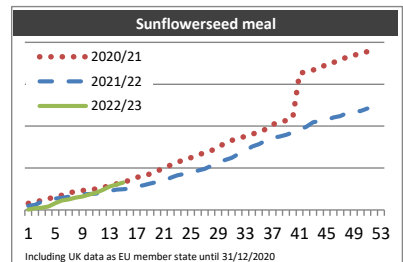
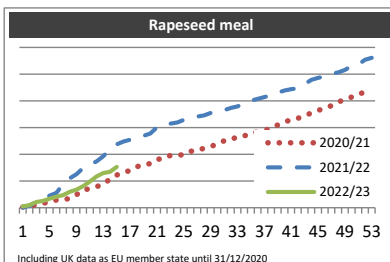
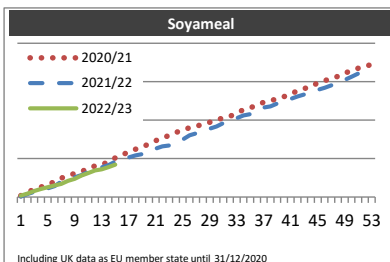
Week 1 to 15 from 01/07/2022 to 09/10/2022

(tonnes)

Soyameal			
week	2020/21	2021/22	2022/23
1	179510	52604	186296
2	576 192	390 984	444 603
3	1 037 063	669 965	790 447
4	1 292 127	854 907	1 057 703
5	1 571 296	1 135 410	1 290 380
6	2 012 516	1 432 248	1 512 681
7	2 448 836	1 984 315	1 706 116
8	2 810 433	2 286 422	2 104 310
9	3 063 572	2 579 780	2 375 537
10	3 277 846	2 866 270	2 800 582
11	3 774 628	3 262 690	3 109 809
12	4 021 207	3 524 664	3 464 645
13	4 168 888	3 873 614	3 596 846
14	4 605 061	4 153 112	3 893 575
15	5 100 524	4 611 816	4 214 507
16	5 531 856	4 952 255	
17	5 819 215	5 166 557	
18	6 204 174	5 411 242	
19	6 469 839	5 595 479	
20	6 947 594	5 924 837	
21	7 326 283	6 317 692	
22	7 658 005	6 585 316	
23	8 013 975	6 718 391	
24	8 411 736	7 129 232	
25	8 753 876	7 468 047	
26	8 991 053	8 031 926	
27	9 174 789	8 293 219	
28	9 527 028	8 583 824	
29	9 732 586	8 879 301	
30	10 007 934	9 183 380	
31	10 284 783	9 611 086	
32	10 492 484	9 953 449	
33	10 936 336	10 272 367	
34	11 366 704	10 605 723	
35	11 624 650	10 773 707	
36	11 926 024	11 170 026	
37	12 343 385	11 647 200	
38	12 527 220	11 778 152	
39	12 767 402	12 177 278	
40	13 063 853	12 363 026	
41	13 385 683	12 769 085	
42	13 831 726	13 078 096	
43	14 131 372	13 351 554	
44	14 328 077	13 652 762	
45	14 867 566	13 934 632	
46	15 116 011	14 209 830	
47	15 435 416	14 508 290	
48	15 696 375	14 916 403	
49	16 115 188	15 245 885	
50	16 419 004	15 632 010	
51	16 761 399	16 062 706	
52	16 974 387	16 224 393	
53	17 269 643	16 517 235	

Rapeseed meal			
week	2020/21	2021/22	2022/23
1	2517	787	4966
2	4 198	7 298	10 104
3	12 303	21 470	21 338
4	15 713	34 669	25 147
5	23 499	45 556	34 163
6	28 772	55 018	41 437
7	31 119	88 211	47 307
8	33 891	109 839	59 551
9	48 922	125 415	67 615
10	67 123	148 670	80 694
11	71 166	161 501	98 029
12	79 202	173 273	117 639
13	86 934	192 764	129 469
14	108 011	218 581	134 255
15	122 229	236 993	152 907
16	133 128	248 164	
17	138 726	254 303	
18	153 843	259 363	
19	160 494	269 031	
20	165 189	277 230	
21	181 101	300 838	
22	184 631	304 058	
23	195 504	314 451	
24	196 660	319 016	
25	198 505	328 631	
26	211 655	333 751	
27	212 980	341 669	
28	222 791	345 413	
29	228 456	354 802	
30	238 662	363 577	
31	250 529	365 598	
32	254 702	373 792	
33	266 354	378 982	
34	269 362	389 843	
35	274 855	400 802	
36	285 308	407 809	
37	289 407	414 211	
38	296 634	420 984	
39	310 256	430 407	
40	320 241	439 188	
41	329 839	443 987	
42	334 274	447 177	
43	344 713	462 513	
44	354 887	478 502	
45	363 564	486 281	
46	373 616	491 523	
47	381 741	500 630	
48	396 079	506 363	
49	404 659	515 447	
50	414 231	530 223	
51	425 820	536 380	
52	431 873	553 974	
53	440 814	561 245	

Sunflowerseed meal			
week	2020/21	2021/22	2022/23
1	35885	26171	7352
2	94 071	83 234	41 426
3	157 119	97 880	50 328
4	195 625	120 265	82 386
5	227 778	197 951	164 035
6	269 888	232 858	225 364
7	313 975	272 441	252 183
8	351 413	287 458	294 496
9	405 908	315 307	323 901
10	440 182	358 385	368 048
11	462 890	371 568	409 587
12	484 228	379 654	477 429
13	500 761	392 009	559 029
14	548 793	427 254	605 817
15	564 030	454 760	653 633
16	620 328	484 656	
17	658 886	496 415	
18	712 979	511 335	
19	778 803	558 136	
20	804 815	587 814	
21	864 744	629 990	
22	923 726	669 469	
23	1 013 539	695 075	
24	1 068 096	771 758	
25	1 131 590	825 354	
26	1 205 810	858 854	
27	1 249 601	908 701	
28	1 314 916	939 068	
29	1 361 293	982 387	
30	1 416 868	1 053 207	
31	1 502 772	1 132 255	
32	1 589 189	1 190 230	
33	1 659 070	1 243 673	
34	1 714 453	1 336 796	
35	1 753 907	1 406 036	
36	1 813 705	1 512 460	
37	1 851 284	1 571 518	
38	1 926 666	1 652 725	
39	2 037 469	1 721 348	
40	2 092 880	1 750 832	
41	2 134 726	1 792 896	
42	2 191 810	1 848 838	
43	3 263 589	1 911 520	
44	3 300 553	1 986 175	
45	3 341 100	2 093 592	
46	3 372 738	2 123 894	
47	3 486 612	2 150 469	
48	3 521 477	2 206 798	
49	3 584 059	2 237 763	
50	3 645 512	2 313 544	
51	3 688 625	2 348 228	
52	3 743 893	2 362 874	
53	3 777 842	2 421 252	



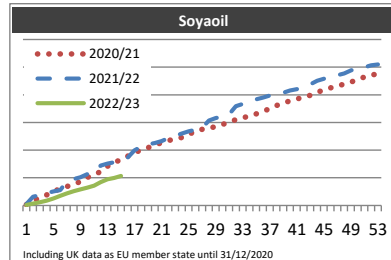
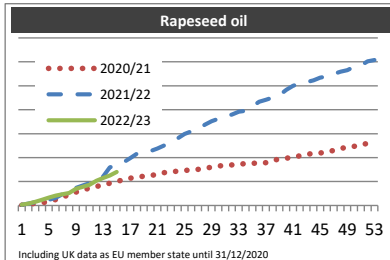
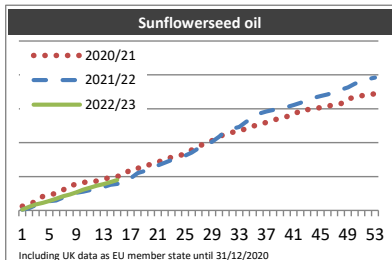
Week 1 to 15 from 01/07/2022 to 09/10/2022

(tonnes)

Sunflowerseed oil			
week	2020/21	2021/22	2022/23
1	61274	11291	11797
2	99 767	32 995	53 609
3	127 510	78 345	86 837
4	206 284	112 683	111 513
5	233 077	136 733	141 320
6	250 043	147 491	173 185
7	300 503	188 648	207 243
8	369 020	240 094	233 894
9	384 067	261 468	267 361
10	412 657	278 224	305 637
11	419 245	299 889	337 457
12	432 728	315 279	364 004
13	467 867	344 761	388 161
14	483 678	377 955	418 705
15	502 637	390 193	448 677
16	525 811	412 951	
17	608 046	474 615	
18	622 687	551 588	
19	639 838	581 382	
20	688 166	610 664	
21	711 439	665 564	
22	758 539	704 234	
23	780 977	744 205	
24	806 081	768 473	
25	833 276	807 498	
26	893 670	855 116	
27	949 863	920 127	
28	987 543	970 769	
29	1 031 431	1 012 355	
30	1 091 449	1 086 133	
31	1 123 209	1 171 059	
32	1 154 652	1 206 273	
33	1 167 289	1 232 897	
34	1 208 883	1 306 708	
35	1 246 184	1 362 438	
36	1 263 918	1 431 409	
37	1 299 451	1 460 114	
38	1 332 254	1 482 371	
39	1 360 726	1 509 224	
40	1 385 454	1 525 831	
41	1 408 552	1 556 395	
42	1 481 417	1 588 945	
43	1 485 994	1 627 539	
44	1 500 866	1 663 006	
45	1 518 356	1 687 212	
46	1 537 009	1 711 360	
47	1 558 188	1 743 620	
48	1 576 986	1 782 060	
49	1 647 718	1 814 734	
50	1 670 212	1 868 530	
51	1 692 517	1 907 436	
52	1 710 958	1 939 001	
53	1 719 669	1 960 028	

Rapeseed oil			
week	2020/21	2021/22	2022/23
1	1175	2667	3288
2	5 573	7 789	7 876
3	8 591	13 967	15 577
4	10 444	18 770	23 586
5	17 557	24 023	33 034
6	24 336	32 458	41 030
7	30 856	46 477	46 543
8	48 618	52 819	52 164
9	55 911	73 545	69 576
10	62 685	83 557	78 102
11	73 567	92 795	86 228
12	78 739	103 409	102 670
13	86 113	121 851	114 959
14	92 598	159 162	125 027
15	98 040	167 830	140 066
16	109 291	180 188	
17	114 035	198 293	
18	117 987	216 219	
19	122 604	221 831	
20	125 079	228 003	
21	129 502	238 180	
22	136 800	250 769	
23	139 955	264 776	
24	143 541	280 027	
25	146 233	298 218	
26	148 025	309 604	
27	151 098	319 106	
28	156 195	337 368	
29	159 136	352 273	
30	164 771	362 714	
31	167 364	372 201	
32	169 696	379 437	
33	171 975	391 437	
34	174 879	395 949	
35	176 084	413 628	
36	177 751	433 018	
37	178 988	442 039	
38	188 808	450 460	
39	193 746	461 017	
40	196 841	483 415	
41	202 575	499 870	
42	207 426	510 093	
43	213 360	515 700	
44	217 225	522 518	
45	219 421	533 562	
46	222 671	539 059	
47	230 102	549 219	
48	238 377	558 718	
49	242 338	565 390	
50	247 147	578 683	
51	254 394	584 564	
52	259 332	601 842	
53	263 246	607 572	

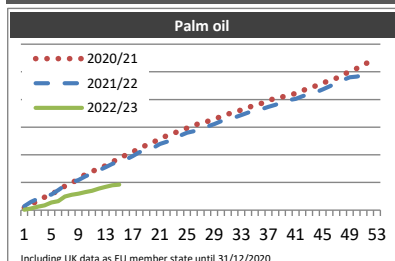
Soyaoil			
week	2020/21	2021/22	2022/23
1	3142	4919	2027
2	18 365	31 359	7 331
3	26 725	37 015	11 492
4	37 959	44 616	17 531
5	51 088	50 579	25 568
6	60 397	56 030	34 730
7	68 736	87 140	43 714
8	77 396	95 415	51 858
9	86 162	102 030	58 024
10	101 124	113 097	64 221
11	112 405	117 264	71 947
12	121 536	144 620	84 565
13	142 066	151 707	94 830
14	156 883	156 418	99 883
15	164 181	164 300	106 776
16	178 523	173 521	
17	190 536	199 640	
18	201 258	213 238	
19	209 001	220 657	
20	217 571	225 346	
21	227 023	232 859	
22	234 638	243 625	
23	240 830	251 150	
24	245 763	260 173	
25	254 932	267 828	
26	270 393	273 282	
27	274 984	280 777	
28	278 029	307 086	
29	285 222	315 517	
30	292 440	321 855	
31	301 893	330 032	
32	310 229	358 881	
33	316 647	366 632	
34	323 663	373 165	
35	331 055	383 446	
36	339 958	390 517	
37	350 561	397 062	
38	361 106	402 966	
39	370 226	407 684	
40	377 906	415 877	
41	384 801	420 195	
42	392 572	429 516	
43	398 443	438 205	
44	410 045	450 934	
45	416 377	458 389	
46	425 102	464 688	
47	431 584	470 598	
48	438 983	477 539	
49	445 680	488 197	
50	455 627	494 779	
51	464 204	499 568	
52	472 386	506 818	
53	474 431	509 761	



Week 1 to 15 from 01/07/2022 to 09/10/2022

(tonnes)

Palm oil			
week	2020/21	2021/22	2022/23
1	89490	39918	15052
2	214 613	143 667	64 363
3	335 253	297 759	129 024
4	465 888	411 182	176 106
5	567 372	515 561	279 134
6	723 520	566 939	323 454
7	865 803	723 390	491 864
8	985 514	893 857	555 219
9	1 126 309	1 001 128	594 157
10	1 293 478	1 093 539	655 851
11	1 405 815	1 222 030	703 313
12	1 499 626	1 332 423	779 049
13	1 606 954	1 445 059	840 768
14	1 737 741	1 557 828	902 155
15	1 891 987	1 671 039	923 130
16	1 997 148	1 756 304	
17	2 101 959	1 834 838	
18	2 230 820	1 952 152	
19	2 352 967	2 100 994	
20	2 466 587	2 179 076	
21	2 555 917	2 250 994	
22	2 698 314	2 393 474	
23	2 787 254	2 471 881	
24	2 866 565	2 528 193	
25	2 966 202	2 694 525	
26	3 050 173	2 797 055	
27	3 165 893	2 858 598	
28	3 210 633	2 941 754	
29	3 301 615	3 023 163	
30	3 377 446	3 111 170	
31	3 474 309	3 212 240	
32	3 553 444	3 282 717	
33	3 620 087	3 348 441	
34	3 698 793	3 435 396	
35	3 802 258	3 526 016	
36	3 861 723	3 599 848	
37	3 951 060	3 652 272	
38	4 057 003	3 731 210	
39	4 094 311	3 804 588	
40	4 145 385	3 903 295	
41	4 219 214	3 983 825	
42	4 314 259	4 024 587	
43	4 420 982	4 118 166	
44	4 488 516	4 193 438	
45	4 597 558	4 257 138	
46	4 687 797	4 363 891	
47	4 774 119	4 478 534	
48	4 891 823	4 594 292	
49	5 022 609	4 708 586	
50	5 122 135	4 805 417	
51	5 260 049	4 831 239	
52	5 373 079	4 879 663	
53	5 439 717	4 918 185	





Week 1 to 15 from 01/07/2022 to 09/10/2022

Summary

Export (tonnes)	Soyabeans	Rapeseed	Sunflower- seed	Soyameal	Rapeseed meal	Sunflower- seed meal	Soyaoil	Rapeseed oil	Sunflower- seed oil	Palm oil
BE	2 308	16 587	83	3 349	19 145	775	12 290	8 322	6 675	1 118
BG	1	3	34 567	3	346	173 231		46	122 301	57
CZ								13	300	
DK	12	5	40	428	472		207	18 485	34	6 553
DE	448	2 276	441	29 725	26 347	21 499	4 838	40 434	1 847	11 239
EE		18 776	125		1 862		491	5 178	277	1 176
IE		8 852						2		
EL			4	9 242		16	891	836	377	958
ES	56	8 198	123	7 405		4	89 974	8 813	31 194	12 143
FR	2 156	11 717	1 938	1 685	8 288	5 012	2 795	5 219	26 781	45
HR	11 090	1 003	9 258	300	52		21	134	883	61
IT	147	28	5	2 108	26	230	48 111	613	3 815	1 436
CY									7	
LV		38 539	2	2 908	12 015			9	2	74
LT		48 512	56	32 555	7 724	1 768		11 446	1 011	58
LU							3		97	
HU	9 783	167	13	670		1 492	48		5 777	12
MT										
NL	416	42	296	67 517	3 462	12 810	55 450	10 974	19 422	13 289
AT	797	533	784	1 294	763	809	141	1 098	2 365	1
PL	5 788	5 262	467	2 223	1		89	1 980	4 380	362
PT	106		4	854	50	7 768	18 731		1 223	38
RO	3 685	103 311	20 557	1 765	56 751	19 844		648	20 691	3
SI		1		25				86		1
SK			1			76			16	
FI					12 900			5 088	3	
SE	3	1	606		9 489		371	4 433	487	3 275
XI										
<b>EU*</b>	<b>36 797</b>	<b>263 812</b>	<b>69 372</b>	<b>164 054</b>	<b>159 693</b>	<b>245 334</b>	<b>234 453</b>	<b>123 856</b>	<b>249 964</b>	<b>51 896</b>

\* The United Kingdom is no longer a Member State of the European Union, however until the end of the transition period it was still a part of the EU Customs Union. Due to the absence of intra-trade data in the surveillance system, the totals of the EU trade data therefore also include the UK data until 31/12/2020. The data as of 1/1/2021 is therefore not comparable with the data until 31/12/2020.

## Top 5 export destinations\* - Marketing Year 2022/23 (update of 09/10/2022)

Soyabeans		
Destination	tonnes	share
Serbia	20 978	57.0%
Belarus	5 788	15.7%
Turkey	3 584	9.7%
Switzerland	2 968	8.1%
United Kingdom	2 108	5.7%

Rapeseed		
Destination	tonnes	share
United Kingdom	203 829	77.3%
Pakistan	47 000	17.8%
Bosnia and Herzegovina	3 849	1.5%
Norway	3 310	1.3%
Ukraine	2 035	0.8%

Sunflowerseed		
Destination	tonnes	share
Turkey	20 696	29.8%
United Kingdom	13 456	19.4%
Bosnia and Herzegovina	9 252	13.3%
United States of America	7 592	10.9%
Canada	4 330	6.2%

Soyameal		
Destination	tonnes	share
United Kingdom	70 893	43.2%
Switzerland	29 836	18.2%
Uzbekistan	28 898	17.6%
North Macedonia	7 181	4.4%
Turkey	6 805	4.1%

Rapeseed meal		
Destination	tonnes	share
Israel	56 674	35.5%
Norway	43 991	27.5%
Switzerland	27 939	17.5%
United Kingdom	25 003	15.7%
Morocco	5 195	3.3%

Sunflowerseed meal		
Destination	tonnes	share
China	139 159	56.7%
Israel	31 672	12.9%
United Kingdom	26 974	11.0%
Morocco	18 412	7.5%
Norway	16 202	6.6%

Sunflowerseed oil		
Destination	tonnes	share
Iraq	48 008	19.2%
United Kingdom	44 738	17.9%
South Africa	36 653	14.7%
India	32 065	12.8%
Turkey	18 245	7.3%

Rapeseed oil		
Destination	tonnes	share
Norway	69 965	56.5%
United Kingdom	20 302	16.4%
Israel	16 137	13.0%
Switzerland	3 919	3.2%
United States of America	3 913	3.2%

Soyaoil		
Destination	tonnes	share
Morocco	79 492	33.9%
United Kingdom	56 380	24.0%
Algeria	39 784	17.0%
Egypt	11 856	5.1%
South Africa	10 928	4.7%

Palm oil		
Destination	tonnes	share
United Kingdom	18 173	35.0%
Gibraltar	11 500	22.2%
Russia	4 902	9.4%
Ukraine	4 417	8.5%
Uruguay	4 383	8.4%

\* The United Kingdom is no longer a Member State of the European Union, however until the end of the transition period it was still a part of the EU Customs Union. Due to the absence of intra-trade data in the surveillance system, the totals of the EU trade data therefore also include the UK data until 31/12/2020. The data as of 1/1/2021 is therefore not comparable with the data until 31/12/2020.

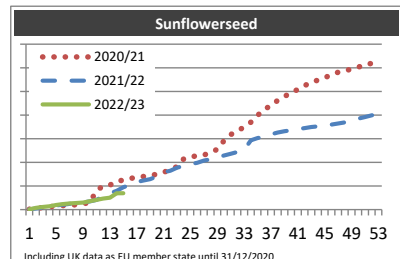
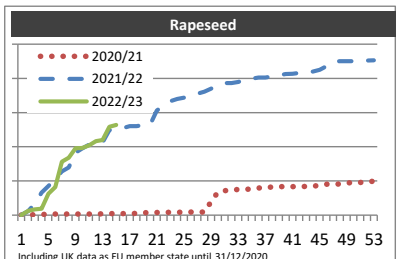
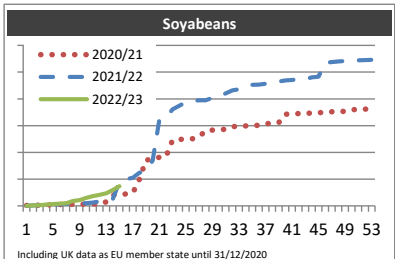
Week 1 to 15 from 01/07/2022 to 09/10/2022

(tonnes)

Soyabeans			
week	2020/21	2021/22	2022/23
1	730	171	134
2	1 194	831	831
3	1 430	1 370	1 348
4	1 671	1 869	2 420
5	2 067	2 455	3 146
6	2 353	2 762	4 137
7	2 567	3 721	4 888
8	2 884	4 116	9 158
9	3 011	4 513	10 924
10	3 117	4 785	14 926
11	3 321	6 067	18 184
12	3 925	8 373	20 462
13	7 269	11 353	23 613
14	20 230	13 241	29 669
15	21 185	45 989	36 797
16	22 221	50 166	
17	23 959	52 319	
18	49 653	62 103	
19	85 883	66 259	
20	86 365	84 778	
21	90 802	160 374	
22	91 468	164 550	
23	123 174	180 571	
24	123 952	187 017	
25	125 381	193 463	
26	125 680	195 625	
27	128 876	197 148	
28	140 953	197 542	
29	141 624	202 047	
30	142 178	203 942	
31	143 066	209 997	
32	148 015	216 021	
33	148 739	218 103	
34	149 327	220 195	
35	150 051	226 149	
36	150 737	226 843	
37	153 070	228 375	
38	154 661	230 857	
39	155 802	232 569	
40	171 350	234 668	
41	171 714	235 506	
42	172 498	236 388	
43	173 100	237 106	
44	173 544	240 474	
45	174 067	241 497	
46	174 751	267 651	
47	175 703	268 864	
48	176 277	269 978	
49	176 900	271 012	
50	179 697	271 391	
51	180 378	271 931	
52	180 883	272 580	
53	181 066	273 002	

Rapeseed			
week	2020/21	2021/22	2022/23
1	391	490	358
2	1 006	11 786	12 215
3	1 661	32 963	17 021
4	2 206	66 063	18 651
5	2 674	85 589	62 566
6	2 984	106 206	82 244
7	3 119	127 820	156 636
8	3 148	139 481	168 115
9	3 228	182 963	195 416
10	3 279	195 014	196 568
11	3 372	205 868	203 900
12	3 439	209 273	216 309
13	3 666	212 305	219 493
14	4 297	248 666	258 268
15	4 372	252 030	263 812
16	4 469	254 245	
17	4 567	260 154	
18	4 928	260 493	
19	7 222	263 712	
20	7 407	264 073	
21	7 483	305 887	
22	7 869	320 136	
23	8 156	333 469	
24	8 438	339 753	
25	8 773	343 620	
26	8 811	350 170	
27	8 835	355 554	
28	8 892	360 944	
29	39 917	370 296	
30	67 537	379 557	
31	71 616	386 017	
32	71 810	386 366	
33	75 585	389 241	
34	75 669	395 984	
35	76 407	399 372	
36	79 569	402 480	
37	79 647	402 612	
38	82 615	405 663	
39	83 082	408 858	
40	83 211	412 709	
41	83 438	413 066	
42	83 620	416 284	
43	84 028	419 487	
44	84 369	419 561	
45	87 560	424 966	
46	90 239	435 487	
47	90 467	449 548	
48	90 980	449 883	
49	94 666	450 169	
50	95 222	450 355	
51	95 869	451 022	
52	96 314	451 897	
53	99 768	452 804	

Sunflowerseed			
week	2020/21	2021/22	2022/23
1	1 753	1 194	943
2	5 401	4 607	7 100
3	8 174	8 443	10 735
4	11 769	13 255	13 872
5	14 548	17 396	19 558
6	16 519	20 933	22 961
7	18 600	24 428	25 747
8	20 193	27 609	27 916
9	24 761	30 728	30 140
10	28 606	34 300	35 154
11	80 140	41 083	40 896
12	99 508	54 767	46 725
13	103 653	69 186	50 544
14	120 793	79 320	69 011
15	124 713	94 580	69 372
16	131 953	104 523	
17	136 528	116 972	
18	140 328	123 340	
19	144 828	129 134	
20	149 863	139 842	
21	157 187	157 545	
22	171 608	164 570	
23	180 963	177 676	
24	214 746	185 377	
25	221 090	192 222	
26	228 892	198 268	
27	230 831	207 252	
28	242 180	212 654	
29	254 730	221 253	
30	291 738	229 171	
31	317 470	236 540	
32	332 663	244 148	
33	349 787	253 043	
34	370 084	293 354	
35	397 621	302 729	
36	427 451	308 520	
37	437 091	318 434	
38	462 414	326 109	
39	477 625	331 615	
40	498 209	335 911	
41	507 177	340 850	
42	523 994	344 949	
43	539 956	349 429	
44	547 810	352 313	
45	558 190	354 555	
46	571 053	359 974	
47	581 490	364 446	
48	587 896	369 334	
49	593 886	376 664	
50	602 743	384 627	
51	613 511	391 069	
52	618 136	398 888	
53	620 400	402 329	



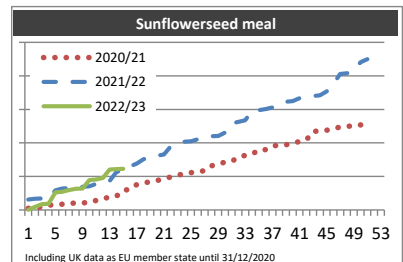
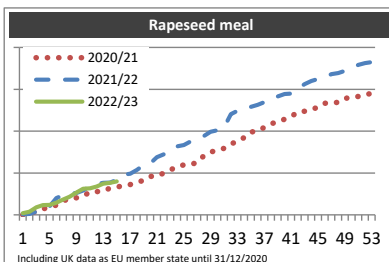
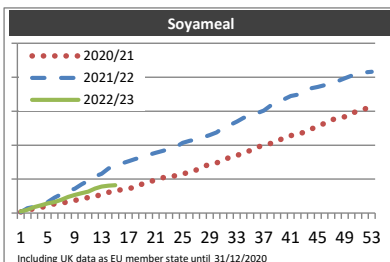
Week 1 to 15 from 01/07/2022 to 09/10/2022

(tonnes)

Soyameal			
week	2020/21	2021/22	2022/23
1	6 588	5 225	9 478
2	16 524	28 078	19 272
3	25 894	36 288	34 841
4	34 125	52 386	45 180
5	40 168	65 668	57 520
6	54 923	91 459	65 682
7	59 881	111 093	77 993
8	65 555	131 732	95 355
9	74 647	143 155	107 187
10	84 143	169 225	117 035
11	90 840	189 418	126 852
12	96 270	215 405	144 609
13	111 757	231 853	156 359
14	121 785	262 999	161 852
15	128 705	276 981	164 054
16	138 851	292 095	
17	145 293	306 156	
18	151 413	318 090	
19	172 040	327 276	
20	182 097	343 551	
21	196 445	355 421	
22	208 816	365 441	
23	212 414	376 692	
24	221 318	390 774	
25	232 155	413 365	
26	239 221	425 695	
27	253 495	433 290	
28	272 709	446 819	
29	287 084	459 215	
30	295 205	475 124	
31	311 457	502 547	
32	328 700	519 214	
33	338 047	538 518	
34	356 268	560 358	
35	367 970	570 550	
36	387 906	588 003	
37	399 581	603 753	
38	409 532	631 586	
39	422 087	657 010	
40	445 323	669 994	
41	456 913	689 262	
42	462 012	697 763	
43	477 516	707 249	
44	493 965	734 867	
45	512 557	743 257	
46	527 896	753 677	
47	549 054	765 205	
48	558 169	777 626	
49	567 727	793 391	
50	588 027	809 202	
51	600 586	816 872	
52	614 267	829 166	
53	624 830	832 132	

Rapeseed meal			
week	2020/21	2021/22	2022/23
1	416	2 601	7 764
2	7 928	4 583	15 133
3	15 462	14 864	36 137
4	28 928	32 875	46 071
5	35 988	39 888	47 240
6	46 151	80 465	57 679
7	65 723	92 657	73 299
8	79 206	101 180	86 509
9	80 913	104 299	106 833
10	89 058	116 183	124 463
11	110 024	136 493	126 539
12	110 802	146 450	135 401
13	113 551	153 395	148 730
14	127 316	154 489	153 344
15	132 228	166 924	159 693
16	140 919	192 126	
17	145 066	196 667	
18	155 468	214 673	
19	164 336	237 452	
20	183 807	246 054	
21	185 171	275 272	
22	199 330	288 922	
23	214 083	299 857	
24	231 331	326 863	
25	238 413	333 291	
26	240 193	350 508	
27	251 809	366 224	
28	282 818	376 463	
29	299 957	397 250	
30	309 582	404 515	
31	317 399	417 717	
32	339 677	481 458	
33	349 022	497 030	
34	369 621	501 643	
35	395 822	515 981	
36	400 489	526 121	
37	418 119	538 628	
38	435 484	547 666	
39	443 619	565 856	
40	457 285	576 971	
41	469 484	579 673	
42	491 486	604 131	
43	494 927	624 375	
44	503 170	639 786	
45	514 211	649 402	
46	532 920	657 739	
47	535 945	672 222	
48	537 572	677 757	
49	556 418	688 071	
50	561 897	701 971	
51	565 898	717 127	
52	574 151	725 141	
53	580 445	729 884	

Sunflowerseed meal			
week	2020/21	2021/22	2022/23
1	1 272	50 401	1 050
2	9 284	56 728	18 278
3	10 012	62 197	33 872
4	14 992	66 676	37 437
5	17 595	68 170	105 266
6	29 147	69 493	108 210
7	30 035	117 235	118 316
8	34 717	127 131	125 988
9	38 885	129 825	128 072
10	41 099	135 069	177 641
11	41 847	138 463	182 253
12	44 973	141 283	190 874
13	56 767	156 010	240 608
14	65 493	157 847	243 250
15	77 186	172 954	245 334
16	82 252	226 193	
17	118 173	237 522	
18	121 060	260 079	
19	151 712	276 473	
20	161 265	302 730	
21	168 078	311 267	
22	175 169	323 789	
23	187 485	330 960	
24	196 314	379 177	
25	207 363	394 859	
26	215 463	407 365	
27	223 246	409 118	
28	230 252	421 858	
29	233 354	425 031	
30	263 721	440 001	
31	271 808	441 602	
32	286 309	460 636	
33	290 123	516 374	
34	316 104	525 612	
35	325 530	535 034	
36	331 948	592 516	
37	359 033	595 175	
38	359 843	602 689	
39	381 507	611 678	
40	385 395	631 232	
41	388 251	645 726	
42	402 473	649 083	
43	407 021	666 030	
44	417 377	674 732	
45	468 801	679 603	
46	470 790	683 949	
47	475 573	707 114	
48	486 407	755 417	
49	493 525	811 651	
50	497 686	815 276	
51	503 443	831 890	
52	507 822	880 889	
53	508 547	899 609	



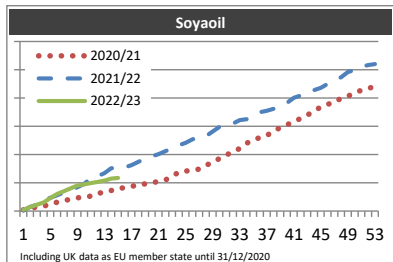
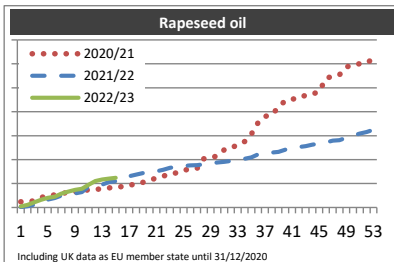
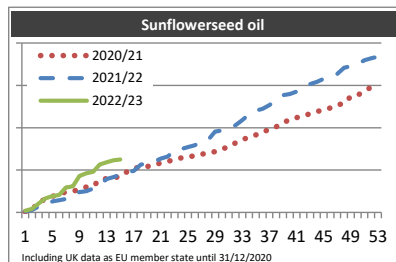
Week 1 to 15 from 01/07/2022 to 09/10/2022

(tonnes)

Sunflowerseed oil			
week	2020/21	2021/22	2022/23
1	3 133	4 828	7 818
2	9 354	11 421	16 944
3	54 568	28 155	42 870
4	58 982	33 476	66 876
5	75 673	52 293	77 038
6	85 981	57 149	82 033
7	96 855	63 650	117 812
8	101 177	87 981	122 942
9	105 964	96 213	171 939
10	120 146	100 553	184 534
11	123 143	112 505	192 186
12	155 393	131 385	226 846
13	159 527	157 347	237 008
14	164 321	166 840	246 473
15	169 348	177 984	249 964
16	192 150	190 395	
17	208 683	196 449	
18	213 655	225 152	
19	217 251	232 823	
20	222 158	239 648	
21	235 101	254 445	
22	242 320	263 420	
23	247 606	294 388	
24	257 711	299 831	
25	262 877	308 699	
26	266 620	316 981	
27	274 808	335 995	
28	282 585	344 022	
29	287 327	381 626	
30	299 660	387 433	
31	309 962	396 240	
32	328 706	411 818	
33	342 692	435 715	
34	355 601	463 401	
35	365 740	480 414	
36	374 383	488 952	
37	396 222	507 124	
38	405 219	530 503	
39	421 078	553 882	
40	439 937	559 567	
41	447 357	570 265	
42	457 649	592 786	
43	464 943	605 554	
44	477 078	616 396	
45	484 348	631 161	
46	493 329	643 053	
47	507 942	653 868	
48	514 605	682 825	
49	548 616	690 843	
50	554 036	700 106	
51	571 365	718 181	
52	592 337	728 115	
53	596 003	735 447	

Rapeseed oil			
week	2020/21	2021/22	2022/23
1	23 848	1 563	4 531
2	25 773	5 256	10 564
3	27 461	11 931	21 830
4	40 983	14 750	32 050
5	50 315	32 697	39 990
6	52 636	39 033	44 881
7	59 429	49 635	57 942
8	61 995	54 051	65 705
9	65 203	58 727	73 661
10	70 300	64 137	78 173
11	73 132	86 273	94 458
12	75 794	89 616	110 300
13	78 373	95 799	116 958
14	81 821	106 128	120 892
15	84 319	109 954	123 856
16	87 402	123 023	
17	91 278	130 662	
18	101 650	137 246	
19	104 869	143 386	
20	112 952	147 337	
21	123 791	151 275	
22	130 616	157 289	
23	140 579	165 364	
24	144 370	169 639	
25	155 243	173 610	
26	159 917	175 678	
27	164 401	176 543	
28	203 671	180 286	
29	206 781	183 988	
30	216 875	187 519	
31	240 145	190 835	
32	246 374	194 758	
33	264 116	199 821	
34	275 647	203 363	
35	305 625	209 454	
36	355 273	221 860	
37	380 915	226 005	
38	385 067	229 229	
39	419 465	232 266	
40	446 242	241 486	
41	452 505	246 162	
42	455 683	252 522	
43	469 510	255 856	
44	473 679	262 229	
45	484 020	266 320	
46	539 230	272 112	
47	548 701	278 830	
48	554 546	281 323	
49	586 624	290 889	
50	596 962	300 564	
51	600 532	308 435	
52	603 245	315 129	
53	623 111	324 674	

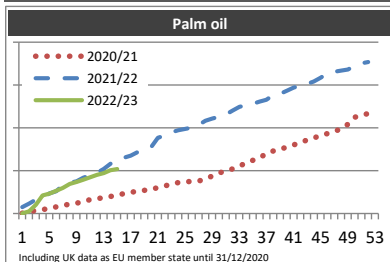
Soyaoil			
week	2020/21	2021/22	2022/23
1	8 643	4 854	8 978
2	18 441	29 073	28 246
3	30 147	44 355	45 744
4	32 525	82 145	61 306
5	52 210	94 083	91 420
6	62 820	111 884	122 365
7	74 155	131 758	139 701
8	83 069	149 253	161 292
9	93 380	167 823	181 340
10	98 324	192 156	189 625
11	106 757	235 067	198 319
12	125 782	246 467	206 617
13	130 706	268 458	215 760
14	145 865	302 859	230 302
15	161 628	306 384	234 453
16	163 581	309 521	
17	173 561	324 181	
18	188 130	348 986	
19	191 406	370 327	
20	196 821	388 174	
21	211 640	403 297	
22	220 282	422 746	
23	243 321	445 436	
24	276 748	465 639	
25	282 048	482 131	
26	288 856	508 229	
27	296 630	517 118	
28	324 895	530 314	
29	341 719	562 819	
30	372 534	595 185	
31	395 987	606 772	
32	421 913	619 034	
33	442 131	643 300	
34	480 064	649 833	
35	503 301	678 692	
36	520 466	700 670	
37	532 811	709 826	
38	568 071	723 674	
39	589 213	750 632	
40	610 559	765 796	
41	632 998	801 621	
42	654 555	817 527	
43	679 485	843 877	
44	705 607	856 629	
45	737 049	872 615	
46	755 907	900 432	
47	765 685	925 664	
48	799 972	947 642	
49	813 270	985 021	
50	837 554	997 435	
51	854 914	1 021 621	
52	869 129	1 032 817	
53	880 008	1 040 281	



Week 1 to 15 from 01/07/2022 to 09/10/2022

(tonnes)

Palm oil			
week	2020/21	2021/22	2022/23
1	367	3 816	163
2	2 017	7 478	2 594
3	3 467	11 538	10 415
4	4 394	16 174	21 026
5	6 343	18 906	23 125
6	7 810	23 471	26 654
7	9 270	25 899	29 793
8	11 090	32 873	34 544
9	12 200	35 858	36 824
10	13 685	37 637	39 331
11	16 112	41 692	42 176
12	17 285	44 657	45 087
13	18 498	47 509	47 066
14	19 767	51 958	50 578
15	21 756	57 965	51 896
16	23 092	63 028	
17	24 771	65 185	
18	25 960	67 414	
19	27 154	71 567	
20	28 354	73 771	
21	30 194	77 418	
22	32 240	88 293	
23	34 272	90 913	
24	36 012	94 861	
25	36 779	97 082	
26	37 501	98 800	
27	37 903	100 229	
28	40 326	103 347	
29	43 783	108 236	
30	47 471	110 892	
31	49 474	112 786	
32	51 994	115 518	
33	55 073	120 184	
34	59 211	124 440	
35	62 234	126 374	
36	64 671	128 066	
37	70 427	130 598	
38	72 873	132 830	
39	75 289	138 275	
40	77 367	139 802	
41	80 266	143 239	
42	82 097	146 860	
43	86 025	149 345	
44	88 248	151 311	
45	91 204	154 134	
46	93 243	158 596	
47	96 000	163 740	
48	98 743	165 531	
49	104 027	166 667	
50	112 437	167 974	
51	114 335	172 214	
52	116 738	175 299	
53	118 080	176 807	



## Calendar of Marketing Year weeks

Week	2020/21		2021/22		2022/23	
	Start	End	Start	End	Start	End
1	01/07/2020	05/07/2020	01/07/2021	04/07/2021	01/07/2022	03/07/2022
2	06/07/2020	12/07/2020	05/07/2021	11/07/2021	04/07/2022	10/07/2022
3	13/07/2020	19/07/2020	12/07/2021	18/07/2021	11/07/2022	17/07/2022
4	20/07/2020	26/07/2020	19/07/2021	25/07/2021	18/07/2022	24/07/2022
5	27/07/2020	02/08/2020	26/07/2021	01/08/2021	25/07/2022	31/07/2022
6	03/08/2020	09/08/2020	02/08/2021	08/08/2021	01/08/2022	07/08/2022
7	10/08/2020	16/08/2020	09/08/2021	15/08/2021	08/08/2022	14/08/2022
8	17/08/2020	23/08/2020	16/08/2021	22/08/2021	15/08/2022	21/08/2022
9	24/08/2020	30/08/2020	23/08/2021	29/08/2021	22/08/2022	28/08/2022
10	31/08/2020	06/09/2020	30/08/2021	05/09/2021	29/08/2022	04/09/2022
11	07/09/2020	13/09/2020	06/09/2021	12/09/2021	05/09/2022	11/09/2022
12	14/09/2020	20/09/2020	13/09/2021	19/09/2021	12/09/2022	18/09/2022
13	21/09/2020	27/09/2020	20/09/2021	26/09/2021	19/09/2022	25/09/2022
14	28/09/2020	04/10/2020	27/09/2021	03/10/2021	26/09/2022	02/10/2022
15	05/10/2020	11/10/2020	04/10/2021	10/10/2021	03/10/2022	09/10/2022
16	12/10/2020	18/10/2020	11/10/2021	17/10/2021	10/10/2022	16/10/2022
17	19/10/2020	25/10/2020	18/10/2021	24/10/2021	17/10/2022	23/10/2022
18	26/10/2020	01/11/2020	25/10/2021	31/10/2021	24/10/2022	30/10/2022
19	02/11/2020	08/11/2020	01/11/2021	07/11/2021	31/10/2022	06/11/2022
20	09/11/2020	15/11/2020	08/11/2021	14/11/2021	07/11/2022	13/11/2022
21	16/11/2020	22/11/2020	15/11/2021	21/11/2021	14/11/2022	20/11/2022
22	23/11/2020	29/11/2020	22/11/2021	28/11/2021	21/11/2022	27/11/2022
23	30/11/2020	06/12/2020	29/11/2021	05/12/2021	28/11/2022	04/12/2022
24	07/12/2020	13/12/2020	06/12/2021	12/12/2021	05/12/2022	11/12/2022
25	14/12/2020	20/12/2020	13/12/2021	19/12/2021	12/12/2022	18/12/2022
26	21/12/2020	27/12/2020	20/12/2021	26/12/2021	19/12/2022	25/12/2022
27	28/12/2020	03/01/2021	27/12/2021	02/01/2022	26/12/2022	01/01/2023
28	04/01/2021	10/01/2021	03/01/2022	09/01/2022	02/01/2023	08/01/2023
29	11/01/2021	17/01/2021	10/01/2022	16/01/2022	09/01/2023	15/01/2023
30	18/01/2021	24/01/2021	17/01/2022	23/01/2022	16/01/2023	22/01/2023
31	25/01/2021	31/01/2021	24/01/2022	30/01/2022	23/01/2023	29/01/2023
32	01/02/2021	07/02/2021	31/01/2022	06/02/2022	30/01/2023	05/02/2023
33	08/02/2021	14/02/2021	07/02/2022	13/02/2022	06/02/2023	12/02/2023
34	15/02/2021	21/02/2021	14/02/2022	20/02/2022	13/02/2023	19/02/2023
35	22/02/2021	28/02/2021	21/02/2022	27/02/2022	20/02/2023	26/02/2023
36	01/03/2021	07/03/2021	28/02/2022	06/03/2022	27/02/2023	05/03/2023
37	08/03/2021	14/03/2021	07/03/2022	13/03/2022	06/03/2023	12/03/2023
38	15/03/2021	21/03/2021	14/03/2022	20/03/2022	13/03/2023	19/03/2023
39	22/03/2021	28/03/2021	21/03/2022	27/03/2022	20/03/2023	26/03/2023
40	29/03/2021	04/04/2021	28/03/2022	03/04/2022	27/03/2023	02/04/2023
41	05/04/2021	11/04/2021	04/04/2022	10/04/2022	03/04/2023	09/04/2023
42	12/04/2021	18/04/2021	11/04/2022	17/04/2022	10/04/2023	16/04/2023
43	19/04/2021	25/04/2021	18/04/2022	24/04/2022	17/04/2023	23/04/2023
44	26/04/2021	02/05/2021	25/04/2022	01/05/2022	24/04/2023	30/04/2023
45	03/05/2021	09/05/2021	02/05/2022	08/05/2022	01/05/2023	07/05/2023
46	10/05/2021	16/05/2021	09/05/2022	15/05/2022	08/05/2023	14/05/2023
47	17/05/2021	23/05/2021	16/05/2022	22/05/2022	15/05/2023	21/05/2023
48	24/05/2021	30/05/2021	23/05/2022	29/05/2022	22/05/2023	28/05/2023
49	31/05/2021	06/06/2021	30/05/2022	05/06/2022	29/05/2023	04/06/2023
50	07/06/2021	13/06/2021	06/06/2022	12/06/2022	05/06/2023	11/06/2023
51	14/06/2021	20/06/2021	13/06/2022	19/06/2022	12/06/2023	18/06/2023
52	21/06/2021	27/06/2021	20/06/2022	26/06/2022	19/06/2023	25/06/2023
53	28/06/2021	30/06/2021	27/06/2022	30/06/2022	26/06/2023	30/06/2023