

Next report will be published on Monday 31 October 2022

Trade monitoring through customs surveillance data

The TAXUD surveillance system ("customs surveillance") records and centralizes all trade data (import and exports) directly from the national customs authorities on a daily basis. For each transaction, the stored data contain the information available on the Single Administrative Document (SAD), including the volume and origin of the consignment.

As surveillance system does not include intra-trade data, the UK data as EU partner can't be displayed before 1/1/2021. The data as of 1/1/2021 is therefore not comparable with the data until 31/12/2020.

According to Art.55(2) of Commission Implementing Regulation (EU) 2015/2447, the customs authorities shall provide the Commission at least once a week with data on customs declarations for the goods that have been made subject to surveillance at release for free circulation or at export.

The "customs surveillance" data provide actual and prompt information about the trade (import/export) transaction in terms of volume and origin or destination. The European Commission aims to improve data quality and provide as recent and accurate information as possible. However, Surveillance data are created on the basis of declarations that may be modified, corrected or deleted. Additionally, the legal basis (Regulation (EU) 2015/2447) allows that on specific occasions declaration data may be forwarded with a delay. Therefore, it cannot be guaranteed that information provided is free of errors or that it will not be amended. The European Commission accepts no responsibility with regard to such problems incurred as a result of using these data.

* The United Kingdom is no longer a Member State of the European Union, however until the end of the transition period it was still a part of the EU Customs Union. Due to the absence of intra-trade data in the surveillance system, the totals of the EU trade data therefore also include the UK data until 31/12/2020. The data as of 1/1/2021 is therefore not comparable with the data until 31/12/2020.

Note: Since 6th November 2016 the export and import licenses are no longer required for the major part of the trade in cereals in application of Regulations (EU) 2016/1237 and 2016/1239 of 18 May 2016.

Publication of data

This report is published on a weekly basis. In case of a technical issue or another constraint causing delay of the publication, please note that the next upload will be done in the coming days at 12h or 16h.

The data are expressed in quantity of the product itself, unless otherwise stated
Below the specifications of the products included in the report

Product	CN code	Conversion factor grain equivalent
Common wheat	1001 99 00	
Common wheat flour (grain equiv.)	1101 00 15	1.37
Durum wheat	1001 19 00	
Durum wheat meal (grain equiv.)	1103 11 10	1.5
Barley	1003 90 00	
Malt (Barley equiv.)	1107 10 91, 1107 10 99	1.27
Maize	1005 90 00	
Rye	1002 90 00	
Oats	1004 90 00	
Sorghum	1007 90 00	
Residues of starch manufacture	2303 10 19	
Maize gluten feed	2309 90 20	
Brewing and distilling dregs and waste	2303 30 00	
Citrus pulp residues	2308 00 40 TARIEx 10	

- XI refers to Northern Ireland
- data on malt expressed in barley equivalent are included;
- data on wheat flour and durum wheat meal are expressed only in grain equivalent
- the weekly reference period is from Monday to Sunday

Exports and imports

Situation at 25/10/2022

Cumul of weeks 1 to 17

<i>Customs Surveillance</i> (tonnes)	EU* 01/07/2022 - 23/10/2022		EU* 01/07/2021 - 24/10/2021		EU* 01/07/2020 - 25/10/2020	
	Export	Import	Export	Import	Export	Import
Common wheat	11 150 100	1 959 109	10 956 907	854 536	7 233 325	1 031 585
Common wheat flour (grain equivalent)	150 504	88 036	168 059	82 170	133 634	9 062
Durum wheat	208 919	179 203	186 771	487 000	67 680	966 163
Durum wheat meal (grain equivalent)	47 596	1 338	80 597	588	82 359	597
Total Wheat	11 557 120	2 227 686	11 392 335	1 424 294	7 516 997	2 007 407
Barley	2 370 787	625 599	4 006 223	319 248	2 741 126	54 429
Malt (grain equivalent)	875 137	7 657	862 840	10 860	873 584	3 597
Maize	392 209	9 041 104	1 731 275	4 264 591	544 578	5 400 173
Rye	67 381	28 146	77 588	63 282	69 806	8
Oats	14 678	61 175	41 371	6 481	37 537	958
Sorghum	4 231	9 255	2 961	2 047	258	6 629
Total Coarse grains	3 724 423	9 772 936	6 722 259	4 666 509	4 266 888	5 465 795
General Total	15 281 543	12 000 623	18 114 594	6 090 803	11 783 886	7 473 202

* The United Kingdom is no longer a Member State of the European Union, however until the end of the transition period it was still a part of the EU Customs Union. Due to the absence of intra-trade data in the surveillance system, the totals of the EU trade data therefore also include the UK data until 31/12/2020. The data as of 1/1/2021 is therefore not comparable with the data until 31/12/2020.

Week 1 to 17 from 01/07/2022 to 23/10/2022

Summary

Import (tonnes)	Common wheat	Common wheat flour (grain equivalent)	Durum wheat	Durum wheat meal (grain equivalent)	Barley	Malt (grain equivalent)	Maize	Rye	Oats	Sorghum
BE	1 951	130	7 393	10	18 231	301	56 378		16 752	136
BG	6 532	158	1 112		4 699		14 309		44	307
CZ	1 137	269		2		148	6 884			19
DK	3 186	23		2	600	72	9 146			
DE	21 818	821	90	72	10 808	454	158 995		9 821	494
EE		4				705	1 213			
IE	41 378	45 132	1	16	34 662	431	427 138		21	
EL	125 436		51	4	13 102	403	67 388			224
ES	638 406	106	8	920	263 359	399	3 530 755	20 000	15 800	4 899
FR	1 105	3 895	22	145	1	1 299	2 634		8	12
HR	4 640	4 060			1 801	14	37 872		50	
IT	182 147	22	133 763	57	2	60	600 202		60	1
CY	5 088	20			21 903		54 223			
LV	1 728	204	2 436		403	1	25 063	1 682		
LT	15 195	1 027	1 363		5 889	25	32 547			
LU										
HU	111 985	386	1 198		3 967	24	492 505	1 622		201
MT		17	20 646				9			
NL	37 028	1 695		50	52 799	299	949 584	132	16 802	137
AT	5 683	64		3	244		54 472		23	
PL	155 456	4 149	7 776	38	21 623	1 196	804 912	4 292	176	1 414
PT	36 526	3			58 833		774 742			
RO	371 589	10 334	837	2	75 068	683	417 067		47	1 398
SI	105 477	376			3 731	144	178 660	416		
SK	26 546	1 755	1 343		8 560	22	165 878		5	
FI		1				12	3			
SE	3	392	2	17	20	626	142	1	34	
XI	59 072	12 992	1 160	1	25 291	341	178 383		1 530	12
EU*	1 959 109	88 036	179 203	1 338	625 599	7 657	9 041 104	28 146	61 175	9 255

* The United Kingdom is no longer a Member State of the European Union, however until the end of the transition period it was still a part of the EU Customs Union. Due to the absence of intra-trade data in the surveillance system, the totals of the EU trade data therefore also include the UK data until 31/12/2020. The data as of 1/1/2021 is therefore not comparable with the data until 31/12/2020.

Top 5 import origins* - (update of 24 Oct 2022)

Common wheat				
Origin	MY 2022/23		MY 2021/22	
	tonnes	share	tonnes	share
Ukraine	1 085 393	55.4%	186 007	21.8%
United Kingdom	314 407	16.0%	125 688	14.7%
Canada	167 264	8.5%	40 817	4.8%
Moldova	104 364	5.3%	81 530	9.5%
Serbia	100 368	5.1%	148 191	17.3%

Common wheat flour (grain equivalent)				
Origin	MY 2022/23		MY 2021/22	
	tonnes	share	tonnes	share
United Kingdom	60 923	69.2%	72 359	88.1%
Ukraine	13 900	15.8%	-----	-----
Moldova	5 824	6.6%	784	1.0%
Serbia	2 773	3.1%	3 262	4.0%
Mauritius	1 822	2.1%	2 137	2.6%

Durum wheat				
Origin	MY 2022/23		MY 2021/22	
	tonnes	share	tonnes	share
Australia	54 790	30.6%	121 113	24.9%
United States of America	39 365	22.0%	27 666	5.7%
Canada	36 133	20.2%	279 064	57.3%
India	20 649	11.5%	3	0.0%
Russia	11 853	6.6%	32 807	6.7%

Durum wheat meal (grain equivalent)				
Origin	MY 2022/23		MY 2021/22	
	tonnes	share	tonnes	share
Egypt	918	68.6%	-----	-----
United Kingdom	152	11.4%	152	25.8%
Turkey	107	8.0%	152	25.9%
Lebanon	50	3.8%	54	9.2%
Switzerland	36	2.7%	-----	-----

Barley				
Origin	MY 2022/23		MY 2021/22	
	tonnes	share	tonnes	share
United Kingdom	358 692	57.3%	295 500	92.6%
Ukraine	233 543	37.3%	3 532	1.1%
Moldova	22 244	3.6%	9 781	3.1%
Serbia	6 146	1.0%	6 447	2.0%
North Macedonia	4 923	0.8%	3 922	1.2%

Malt (grain equivalent)				
Origin	MY 2022/23		MY 2021/22	
	tonnes	share	tonnes	share
United Kingdom	5 368	70.1%	5 210	48.0%
Ukraine	1 187	15.5%	1 257	11.6%
Serbia	1 080	14.1%	4 228	38.9%

Maize				
Origin	MY 2022/23		MY 2021/22	
	tonnes	share	tonnes	share
Brazil	5 006 176	55.4%	2 711 458	63.6%
Ukraine	3 388 420	37.5%	959 798	22.5%
Serbia	239 249	2.6%	270 459	6.3%
Canada	139 619	1.5%	173 623	4.1%
Argentina	70 285	0.8%	15 615	0.4%

Rye				
Origin	MY 2022/23		MY 2021/22	
	tonnes	share	tonnes	share
Russia	21 682	77.0%	26 044	41.2%
Ukraine	5 914	21.0%	30 269	47.8%
Serbia	416	1.5%	1 551	2.5%

Oats				
Origin	MY 2022/23		MY 2021/22	
	tonnes	share	tonnes	share
United Kingdom	60 738	99.3%	5 788	89.3%
Ukraine	326.0	0.5%	576	8.9%

Sorghum				
Origin	MY 2022/23		MY 2021/22	
	tonnes	share	tonnes	share
Ukraine	8 414	90.9%	888	43.4%
Moldova	461	5.0%	-----	-----
Russia	165	1.8%	160	7.8%

* The United Kingdom is no longer a Member State of the European Union, however until the end of the transition period it was still a part of the EU Customs Union. Due to the absence of intra-trade data in the surveillance system, the totals of the EU trade data therefore also include the UK data until 31/12/2020. The data as of 1/1/2021 is therefore not comparable with the data until 31/12/2020.

Export (tonnes)	Common wheat	Common wheat flour (grain equivalent)	Durum wheat	Durum wheat meal (grain equivalent)	Barley	Malt (grain equivalent)	Maize	Rye	Oats	Sorghum
BE	75	1 109	1	477	103	275 993	12		32	2
BG	881 308	261		1	33 000	31	2 916			
CZ	108	118			1	6 825			1 282	
DK	71	805	5 836	2	8 362	45 188	12	2	350	
DE	1 315 582	11 383	314	405	636 671	169 526	7 810	61 760	4 740	8
EE	169 268	107	62 299		64 626	373				
IE		48			58	2 958	1			
EL		3 992	1 560	413		233	221	6		
ES	14	1 108	20 092	6 118	82	5 534	22 147	8	203	
FR	4 303 171	21 047	37 523	17 707	856 073	155 470	109 675		2 517	3 942
HR	37 489	2 752	241	8	19 248	8 088	3 307		2 708	
IT	468	48 310	1 534	19 709	12	1	597		88	
CY										
LV	909 615	8 258		2	6	76		1 784		
LT	877 642	997		8		7 149	10			
LU				1						
HU	28 471	1 078		282		245	1 505	280	175	151
MT										
NL	121	30 997	3	108	106	81 329	2 988	2	41	81
AT	9 477	2 744	487	2 291	651	4 366	714	56	706	
PL	970 620	8 098	48 725	12	13	41 197	57 737	3 299	2	47
PT		3 479				7 420	220			
RO	1 577 674	1 464	30 220	48	751 337	1 364	182 214			
SI		1 729		5	1	16	21			
SK	4 106	236	52			689			411	
FI		94				5 672		63		
SE	64 820	290	33		438	55 395	104	120	1 422	
XI										
EU*	11 150 100	150 504	208 919	47 596	2 370 787	875 137	392 209	67 381	14 678	4 231

* The United Kingdom is no longer a Member State of the European Union, however until the end of the transition period it was still a part of the EU Customs Union. Due to the absence of intra-trade data in the surveillance system, the totals of the EU trade data therefore also include the UK data until 31/12/2020. The data as of 1/1/2021 is therefore not comparable with the data until 31/12/2020.

Top 5 export destinations* - (update of 24 Oct 2022)

Common wheat				
Destination	MY 2022/23		MY 2021/22	
	tonnes	share	tonnes	share
Algeria	1 474 651	13.2%	1 859 071	17.0%
Morocco	1 423 302	12.8%	-----	-----
Egypt	1 173 750	10.5%	1 127 274	10.3%
Nigeria	832 999	7.5%	547 472	5.0%
Saudi Arabia	609 917	5.5%	391 348	3.6%

Common wheat flour (grain equivalent)				
Destination	MY 2022/23		MY 2021/22	
	tonnes	share	tonnes	share
United Kingdom	29 560	19.6%	31 063	18.5%
United States of America	15 141	10.1%	11 312	6.7%
Guinea-Bissau	10 550	7.0%	10 853	6.5%
Thailand	7 037	4.7%	9 140	5.4%
French Polynesia	5 852	3.9%	-----	-----

Durum wheat				
Destination	MY 2022/23		MY 2021/22	
	tonnes	share	tonnes	share
Algeria	62 299	29.8%	-----	-----
Tanzania	48 725	23.3%	-----	-----
Tunisia	43 820	21.0%	11 876	6.4%
Libya	15 100	7.2%	4 808	2.6%
United Kingdom	12 529	6.0%	17 537	9.4%

Durum wheat meal (grain equivalent)				
Destination	MY 2022/23		MY 2021/22	
	tonnes	share	tonnes	share
Saudi Arabia	11 932	25.1%	10 790	13.4%
Ivory Coast	10 836	22.8%	26 867	33.3%
United Kingdom	7 524	15.8%	7 368	9.1%
Mali	3 327	7.0%	8 381	10.4%
Switzerland	2 576	5.4%	1 501	1.9%

Barley				
Destination	MY 2022/23		MY 2021/22	
	tonnes	share	tonnes	share
Saudi Arabia	1 027 769	43.4%	505 634	12.6%
Iran (Islamic Republic of)	350 419	14.8%	130 511	3.3%
China	311 126	13.1%	1 684 261	42.0%
Jordan	303 005	12.8%	412 132	10.3%
Tunisia	147 915	6.2%	156 623	3.9%

Malt (grain equivalent)				
Destination	MY 2022/23		MY 2021/22	
	tonnes	share	tonnes	share
Brazil	75 072	8.6%	69 408	8.0%
Nigeria	67 651	7.7%	73 742	8.5%
United Kingdom	50 446	5.8%	15 171	1.8%
Japan	48 515	5.5%	57 981	6.7%
South Africa	44 940	5.1%	30 874	3.6%

Maize				
Destination	MY 2022/23		MY 2021/22	
	tonnes	share	tonnes	share
United Kingdom	102 513	26.1%	104 971	6.1%
Switzerland	77 712	19.8%	60 757	3.5%
Turkey	66 180	16.9%	177 850	10.3%
Korea (Republic of)	53 639	13.7%	336 163	19.4%
Libya	49 262	12.6%	33 200	1.9%

Rye				
Destination	MY 2022/23		MY 2021/22	
	tonnes	share	tonnes	share
United States of America	60 000	89.0%	66 001	85.1%
Norway	3 299	4.9%	4 153	5.4%

Oats				
Destination	MY 2022/23		MY 2021/22	
	tonnes	share	tonnes	share
Switzerland	9 448	64.4%	9 233	22.3%
Serbia	1 597	10.9%	142	0.3%
Norway	1 422	9.7%	2 898	7.0%
Bosnia and Herzegovina	1 331	9.1%	762	1.8%
Iceland	350	2.4%	-----	-----

Sorghum				
Destination	MY 2022/23		MY 2021/22	
	tonnes	share	tonnes	share
United Kingdom	4 069.6	96.2%	2 512	84.8%

* The United Kingdom is no longer a Member State of the European Union, however until the end of the transition period it was still a part of the EU Customs Union. Due to the absence of intra-trade data in the surveillance system, the totals of the EU trade data therefore also include the UK data until 31/12/2020. The data as of 1/1/2021 is therefore not comparable with the data until 31/12/2020.

Week 1 to 17 from 01/07/2022 to 23/10/2022

Résumé / Summary

Import (tonnes)	Residues of starch manufacture CN 2303 10 19	Maize gluten feed CN 2309 90 20	Brewing and distilling dregs and waste CN 23033000	Citrus pulp residues CN 2308 00 40 TARIC_ext 10	Total
BE		121		578	699
BG			1 978		1 978
CZ			315	4 991	5 306
DK	278			8 750	9 028
DE	24	1	967	9 287	10 279
EE					
IE		93 925	144 953		238 878
EL		19	47		67
ES			91 017		91 017
FR		2		1 826	1 828
HR					
IT				829	829
CY					
LV			296		296
LT			66		66
LU					
HU			217		217
MT					
NL		21		49 697	49 718
AT					
PL	22	3	2 326	306	2 658
PT		16	5		21
RO			1 251		1 251
SI					
SK			1		1
FI		2			2
SE		1			1
XI		14 785	17 461		32 246
EU*	324	108 897	260 901	76 264	446 386

* The United Kingdom is no longer a Member State of the European Union, however until the end of the transition period it was still a part of the EU Customs Union. Due to the absence of intra-trade data in the surveillance system, the totals of the EU trade data therefore also include the UK data until 31/12/2020. The data as of 1/1/2021 is therefore not comparable with the data until 31/12/2020.

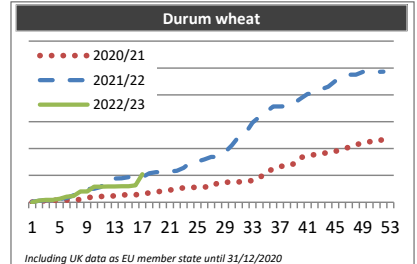
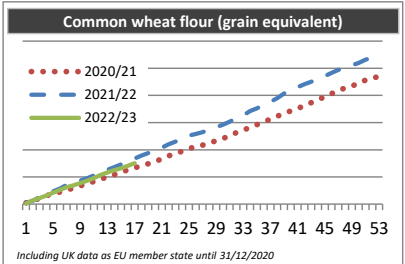
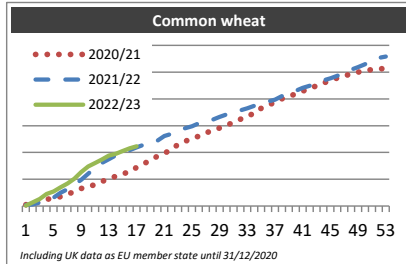
Week 1 to 17 from 01/07/2022 to 23/10/2022

(tonnes)

Common wheat			
week	2020/21	2021/22	2022/23
1	246 599	186 893	82 444
2	485 459	293 597	662 550
3	794 098	644 108	1 315 811
4	1 244 971	1 030 262	2 265 770
5	1 476 162	1 574 967	2 701 829
6	1 737 110	2 451 486	3 481 765
7	2 220 555	3 142 380	4 184 933
8	2 668 965	4 007 879	5 110 376
9	3 281 372	4 882 028	6 309 153
10	3 604 723	6 016 219	7 378 290
11	3 999 858	7 144 838	8 009 526
12	4 580 374	8 072 300	8 690 574
13	5 085 591	8 747 889	9 408 345
14	5 555 802	9 484 641	9 762 276
15	6 016 442	10 020 864	10 268 150
16	6 379 393	10 460 200	10 787 470
17	7 233 325	10 956 907	11 150 100
18	7 874 470	11 435 337	
19	8 474 698	11 917 104	
20	9 293 610	12 191 602	
21	9 879 064	13 089 350	
22	10 453 386	13 452 870	
23	11 536 206	14 002 693	
24	12 058 201	14 512 748	
25	12 689 363	14 879 830	
26	13 013 856	15 448 145	
27	13 633 116	15 788 717	
28	14 183 211	16 134 185	
29	14 557 165	16 627 852	
30	15 036 443	17 100 645	
31	15 655 358	17 425 578	
32	16 221 398	17 848 445	
33	16 866 377	18 254 408	
34	17 254 942	18 706 373	
35	18 241 972	19 098 445	
36	18 858 874	19 518 340	
37	19 368 901	19 841 860	
38	20 036 017	20 523 289	
39	20 476 366	20 891 647	
40	20 934 782	21 520 383	
41	21 423 073	22 080 027	
42	22 079 750	22 466 334	
43	22 414 119	22 811 923	
44	22 962 670	23 460 577	
45	23 465 926	23 867 618	
46	23 873 855	24 327 333	
47	24 227 914	24 857 500	
48	24 721 249	25 470 833	
49	25 005 174	25 922 626	
50	25 271 933	26 460 678	
51	25 481 577	27 241 877	
52	25 603 563	27 651 750	
53	25 708 428	27 905 795	

Common wheat flour (grain equivalent)			
week	2020/21	2021/22	2022/23
1	4 872	4 588	1 894
2	12 096	12 556	13 498
3	21 031	24 061	22 070
4	31 584	36 615	31 556
5	37 685	47 501	42 134
6	44 672	57 323	52 642
7	52 129	70 676	62 329
8	58 243	76 669	68 707
9	67 312	86 314	77 090
10	74 928	95 240	85 722
11	83 203	106 128	95 809
12	90 836	116 523	107 952
13	101 460	127 114	117 174
14	108 296	135 780	124 776
15	116 681	145 988	131 463
16	125 741	156 190	141 266
17	133 634	168 059	150 504
18	140 808	178 986	
19	148 538	188 279	
20	155 791	197 472	
21	166 635	208 111	
22	177 928	220 217	
23	185 555	230 036	
24	194 517	242 288	
25	204 125	252 298	
26	211 728	258 545	
27	217 104	264 469	
28	224 267	274 921	
29	233 538	283 534	
30	241 525	292 200	
31	252 557	302 931	
32	263 119	316 563	
33	272 691	326 773	
34	282 062	342 299	
35	292 813	352 359	
36	303 199	365 147	
37	312 164	376 612	
38	323 757	390 071	
39	335 234	407 256	
40	342 726	419 851	
41	351 954	430 279	
42	363 026	441 191	
43	373 698	450 813	
44	385 118	460 311	
45	394 907	471 604	
46	407 140	483 199	
47	417 155	494 265	
48	428 146	502 845	
49	434 868	510 641	
50	445 602	520 256	
51	456 092	531 630	
52	463 096	540 091	
53	470 623	547 823	

Durum wheat			
week	2020/21	2021/22	2022/23
1	1 327	3 677	24
2	1 753	4 006	12 041
3	14 516	10 614	17 015
4	14 883	13 789	17 088
5	15 291	13 789	25 712
6	15 673	24 967	42 055
7	16 048	31 403	46 683
8	21 301	51 920	80 378
9	32 788	77 336	80 379
10	42 218	99 684	116 243
11	42 946	100 775	116 315
12	43 032	114 108	117 954
13	48 931	171 242	118 340
14	54 892	176 407	119 745
15	54 941	179 316	119 895
16	55 143	186 380	125 515
17	67 680	186 771	208 919
18	68 120	187 339	
19	76 215	215 349	
20	83 031	223 598	
21	91 284	223 742	
22	101 323	229 290	
23	106 972	233 700	
24	110 034	256 998	
25	110 034	297 632	
26	114 647	303 465	
27	114 769	319 573	
28	145 567	336 899	
29	148 750	337 017	
30	150 958	373 086	
31	151 151	424 468	
32	155 721	488 491	
33	161 252	516 180	
34	180 964	593 308	
35	225 453	635 790	
36	248 771	675 145	
37	268 113	713 889	
38	269 068	713 994	
39	287 287	715 420	
40	332 762	737 246	
41	347 133	772 073	
42	354 084	807 015	
43	365 814	812 025	
44	365 874	841 409	
45	380 175	860 031	
46	391 301	902 436	
47	410 459	922 817	
48	431 130	950 145	
49	437 853	950 722	
50	450 741	970 959	
51	450 742	971 087	
52	469 710	971 092	
53	476 384	972 424	



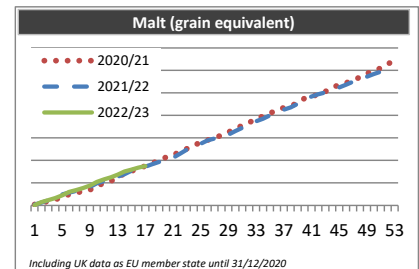
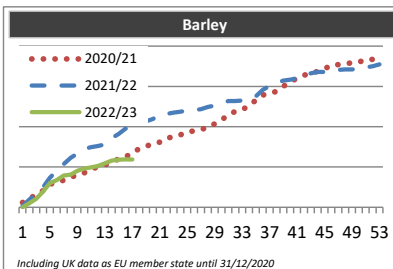
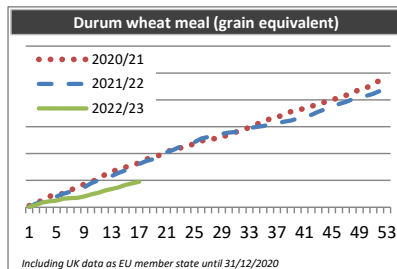
Week 1 to 17 from 01/07/2022 to 23/10/2022

(tonnes)

Durum wheat meal (grain equivalent)			
week	2020/21	2021/22	2022/23
1	2 938	461	781
2	7 082	7 063	4 296
3	14 007	9 905	9 032
4	20 504	15 620	11 023
5	23 477	20 156	12 574
6	25 648	25 004	15 820
7	31 867	28 896	16 996
8	37 029	33 299	17 765
9	42 831	36 956	19 921
10	47 380	44 658	23 923
11	52 790	50 074	26 882
12	60 848	54 121	31 270
13	66 101	58 035	34 159
14	71 054	64 159	36 916
15	74 770	68 822	41 706
16	79 372	74 344	44 673
17	82 359	80 597	47 596
18	89 403	86 072	
19	93 473	89 387	
20	96 907	95 857	
21	103 638	102 559	
22	107 822	107 223	
23	110 517	112 978	
24	113 480	119 140	
25	118 564	121 264	
26	123 554	127 847	
27	124 918	130 945	
28	127 811	134 136	
29	130 209	136 823	
30	136 109	139 181	
31	139 953	140 115	
32	143 929	143 788	
33	148 618	147 307	
34	154 817	149 613	
35	158 990	151 369	
36	164 925	153 866	
37	167 072	155 952	
38	173 200	159 145	
39	177 788	161 384	
40	180 599	165 369	
41	184 399	169 631	
42	188 187	172 117	
43	191 722	177 903	
44	195 957	182 736	
45	200 001	186 056	
46	204 174	192 307	
47	208 210	196 296	
48	212 073	201 193	
49	219 620	204 257	
50	222 346	207 492	
51	230 259	211 447	
52	236 313	216 695	
53	239 767	219 315	

Barley			
week	2020/21	2021/22	2022/23
1	233 928	52 116	52
2	470 728	378 443	195 687
3	586 712	674 740	418 562
4	831 663	1 003 064	785 549
5	1 130 666	1 468 128	1 204 021
6	1 268 298	1 799 563	1 346 813
7	1 333 141	2 134 161	1 575 657
8	1 491 038	2 450 148	1 619 004
9	1 600 529	2 672 764	1 809 637
10	1 714 095	2 895 551	1 928 350
11	1 894 614	2 987 883	1 980 354
12	2 005 566	3 041 178	2 046 880
13	2 109 536	3 121 915	2 183 614
14	2 254 085	3 499 651	2 313 839
15	2 400 370	3 639 234	2 367 857
16	2 480 031	3 892 552	2 369 510
17	2 741 126	4 006 223	2 370 787
18	2 889 268	4 095 407	
19	3 024 509	4 269 083	
20	3 155 273	4 380 527	
21	3 236 213	4 601 013	
22	3 430 877	4 627 991	
23	3 490 960	4 703 541	
24	3 588 482	4 739 226	
25	3 750 589	4 798 748	
26	3 779 901	4 822 175	
27	3 864 674	4 870 106	
28	3 955 768	4 982 262	
29	4 150 549	5 048 076	
30	4 332 732	5 168 698	
31	4 581 890	5 276 659	
32	4 750 974	5 277 820	
33	4 845 957	5 299 525	
34	5 037 466	5 367 845	
35	5 315 867	5 513 914	
36	5 567 480	5 832 039	
37	5 666 768	6 026 171	
38	5 743 185	6 178 074	
39	6 005 287	6 293 397	
40	6 223 987	6 331 482	
41	6 397 931	6 404 600	
42	6 557 194	6 587 913	
43	6 623 449	6 648 500	
44	6 747 328	6 715 284	
45	6 866 940	6 718 012	
46	7 070 210	6 726 195	
47	7 074 797	6 817 163	
48	7 115 845	6 843 461	
49	7 184 310	6 847 268	
50	7 207 873	6 875 873	
51	7 336 344	6 940 367	
52	7 343 749	6 997 255	
53	7 415 391	7 094 381	

Malt (grain equivalent)			
week	2020/21	2021/22	2022/23
1	21 010	18 911	8 274
2	58 894	60 527	74 255
3	94 296	111 493	119 399
4	126 975	159 288	166 042
5	186 630	246 526	226 890
6	242 529	283 488	298 089
7	278 817	321 286	338 991
8	313 786	364 547	386 211
9	347 706	409 919	439 907
10	440 694	494 753	520 969
11	485 085	536 781	577 662
12	538 121	584 521	623 604
13	624 123	640 771	682 585
14	711 834	696 346	752 905
15	765 864	768 611	794 225
16	813 060	807 153	839 259
17	873 584	862 840	875 137
18	940 710	918 826	
19	990 736	964 591	
20	1 072 406	1 006 648	
21	1 122 017	1 057 527	
22	1 187 767	1 146 966	
23	1 260 286	1 242 053	
24	1 330 651	1 313 054	
25	1 404 059	1 371 485	
26	1 450 596	1 446 317	
27	1 517 160	1 489 290	
28	1 551 139	1 526 492	
29	1 630 061	1 572 457	
30	1 707 309	1 655 202	
31	1 775 279	1 724 040	
32	1 841 285	1 825 386	
33	1 925 866	1 873 479	
34	1 980 691	1 926 039	
35	2 051 192	2 000 073	
36	2 107 404	2 061 485	
37	2 172 154	2 127 935	
38	2 216 506	2 181 387	
39	2 277 435	2 260 299	
40	2 380 749	2 357 864	
41	2 419 090	2 424 081	
42	2 471 740	2 474 269	
43	2 530 939	2 513 116	
44	2 623 893	2 566 977	
45	2 681 109	2 622 155	
46	2 726 388	2 685 348	
47	2 782 168	2 748 609	
48	2 849 645	2 786 281	
49	2 929 880	2 860 469	
50	2 986 763	2 923 817	
51	3 050 655	2 974 017	
52	3 145 864	3 043 101	
53	3 222 998	3 092 445	



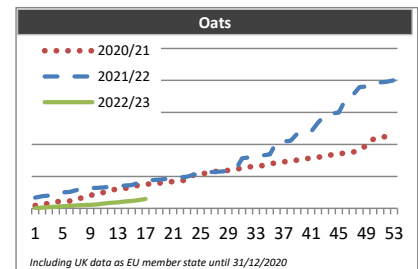
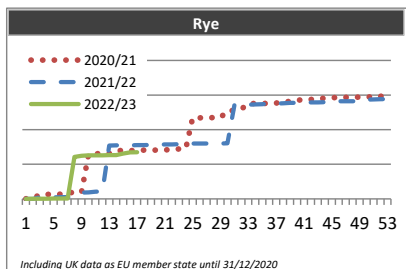
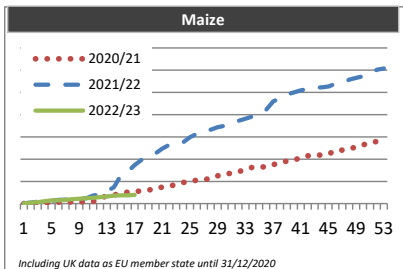
Week 1 to 17 from 01/07/2022 to 23/10/2022

(tonnes)

Maize			
week	2020/21	2021/22	2022/23
1	1 338	13 301	6 331
2	27 536	40 676	40 880
3	30 132	83 212	60 884
4	37 912	95 311	104 768
5	56 341	117 486	144 840
6	60 801	164 685	147 147
7	68 203	177 146	166 284
8	71 563	194 822	198 537
9	78 596	215 535	219 018
10	82 465	240 486	234 357
11	86 507	359 486	262 222
12	267 949	414 810	287 363
13	327 659	557 232	316 211
14	398 603	741 444	364 217
15	417 643	1 259 380	369 599
16	524 491	1 443 941	376 266
17	544 578	1 731 275	392 209
18	567 124	1 961 379	
19	618 197	2 116 416	
20	633 825	2 256 391	
21	748 697	2 480 610	
22	785 454	2 637 948	
23	859 704	2 728 346	
24	939 660	2 756 488	
25	1 027 907	2 991 955	
26	1 044 197	3 139 294	
27	1 085 492	3 284 953	
28	1 116 562	3 324 472	
29	1 252 223	3 438 755	
30	1 336 780	3 502 007	
31	1 368 460	3 623 579	
32	1 426 397	3 721 588	
33	1 553 269	3 813 896	
34	1 626 269	3 917 670	
35	1 645 253	4 073 763	
36	1 653 268	4 229 134	
37	1 747 122	4 592 967	
38	1 838 302	4 744 111	
39	1 917 103	4 905 538	
40	1 948 645	5 006 222	
41	2 082 834	5 094 103	
42	2 149 467	5 151 049	
43	2 163 180	5 213 962	
44	2 186 361	5 228 415	
45	2 224 204	5 270 379	
46	2 392 953	5 391 853	
47	2 407 790	5 428 739	
48	2 443 208	5 573 220	
49	2 554 326	5 653 508	
50	2 637 143	5 728 301	
51	2 746 290	5 834 294	
52	2 796 674	6 021 034	
53	2 833 181	6 077 143	

Rye			
week	2020/21	2021/22	2022/23
1	202	0	1
2	546	41	77
3	6 199	2 248	78
4	6 306	2 249	119
5	6 813	2 327	423
6	6 924	2 357	451
7	9 063	2 443	492
8	9 214	2 949	60 556
9	9 286	9 195	62 256
10	64 603	9 241	62 912
11	65 212	10 498	63 005
12	65 389	10 875	63 006
13	65 440	77 097	63 091
14	69 657	77 206	63 184
15	69 657	77 488	65 465
16	69 755	77 514	67 280
17	69 806	77 588	67 381
18	70 428	77 671	
19	70 497	77 956	
20	70 549	78 307	
21	70 952	78 542	
22	71 230	78 833	
23	72 191	79 098	
24	72 637	79 728	
25	117 104	79 981	
26	117 222	79 982	
27	117 222	79 982	
28	117 310	80 009	
29	117 407	80 034	
30	127 513	80 270	
31	127 613	135 916	
32	129 889	136 015	
33	137 620	136 196	
34	137 644	136 590	
35	137 907	136 810	
36	138 130	137 782	
37	138 528	137 910	
38	140 231	138 236	
39	140 859	138 661	
40	142 678	138 687	
41	142 915	139 056	
42	143 680	139 370	
43	144 013	139 435	
44	145 734	139 739	
45	146 197	140 683	
46	146 459	140 893	
47	146 513	140 920	
48	147 043	140 943	
49	147 102	140 969	
50	147 130	143 231	
51	147 340	143 678	
52	148 402	143 939	
53	148 432	144 174	

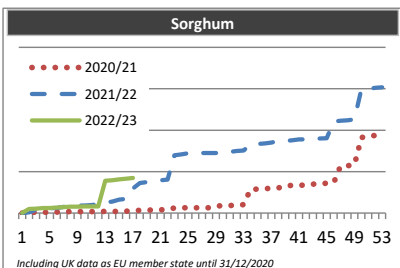
Oats			
week	2020/21	2021/22	2022/23
1	4 443	16 792	135
2	5 175	19 062	1 047
3	8 319	20 079	1 836
4	10 274	20 925	2 494
5	10 893	25 098	3 161
6	11 455	25 559	3 521
7	12 539	28 484	4 569
8	18 233	31 038	5 014
9	20 115	31 660	5 570
10	24 001	32 217	6 316
11	24 964	32 949	7 478
12	28 370	33 724	8 634
13	30 245	34 482	9 509
14	31 204	35 796	10 699
15	31 907	36 439	11 650
16	36 852	40 412	12 780
17	37 537	41 371	14 678
18	38 723	44 116	
19	39 482	44 961	
20	40 443	46 036	
21	42 058	47 364	
22	43 067	48 323	
23	44 332	49 643	
24	52 574	52 737	
25	54 624	53 757	
26	54 945	56 747	
27	57 508	56 924	
28	57 886	57 495	
29	59 431	58 364	
30	60 536	59 861	
31	63 298	78 213	
32	64 623	79 675	
33	65 784	81 210	
34	66 881	82 902	
35	69 754	84 191	
36	71 088	103 747	
37	72 543	104 622	
38	74 516	105 679	
39	75 449	116 962	
40	77 289	118 392	
41	78 590	120 199	
42	79 937	134 168	
43	81 059	146 313	
44	83 901	148 383	
45	85 230	149 805	
46	86 351	171 032	
47	87 690	176 873	
48	91 792	189 555	
49	98 166	190 626	
50	108 227	192 646	
51	110 780	197 060	
52	112 677	198 019	
53	117 583	200 314	



Week 1 to 17 from 01/07/2022 to 23/10/2022

(tonnes)

Sorghum			
week	2020/21	2021/22	2022/23
1	0	0	28
2	99	85	504
3	99	392	529
4	99	584	614
5	100	587	614
6	101	611	664
7	177	743	722
8	177	847	779
9	177	902	779
10	177	902	807
11	177	960	808
12	202	1 070	808
13	204	1 292	3 912
14	204	1 366	3 960
15	204	1 610	4 062
16	228	1 706	4 144
17	258	2 961	4 231
18	329	3 636	
19	331	3 736	
20	388	3 840	
21	388	3 948	
22	439	4 048	
23	613	6 985	
24	624	7 085	
25	624	7 214	
26	624	7 241	
27	624	7 241	
28	624	7 243	
29	851	7 243	
30	880	7 297	
31	903	7 395	
32	931	7 479	
33	1 014	7 546	
34	2 885	8 302	
35	2 886	8 349	
36	2 939	8 401	
37	2 997	8 507	
38	3 023	8 709	
39	3 314	8 710	
40	3 314	8 787	
41	3 340	8 893	
42	3 368	8 895	
43	3 500	8 895	
44	3 536	9 009	
45	3 597	9 038	
46	3 653	11 047	
47	5 678	11 144	
48	5 706	11 195	
49	5 811	11 306	
50	9 121	14 968	
51	9 306	14 968	
52	9 357	15 121	
53	9 405	15 172	



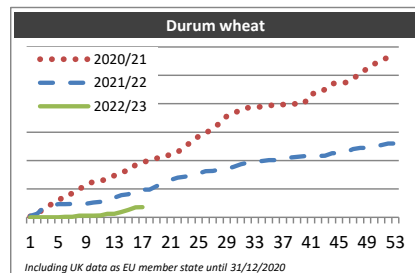
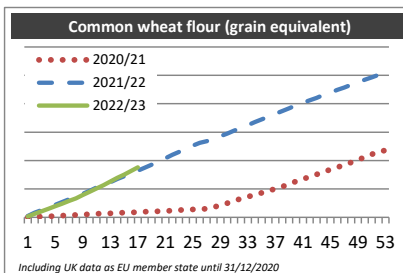
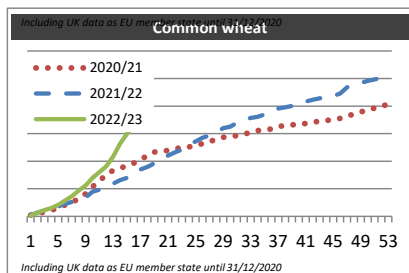
Week 1 to 17 from 01/07/2022 to 23/10/2022

(tonnes)

Common wheat			
week	2020/21	2021/22	2022/23
1	22 112	22 494	12 771
2	43 513	65 676	65 371
3	84 224	104 837	113 358
4	107 290	115 410	150 543
5	159 746	173 602	207 772
6	205 634	228 060	285 414
7	245 472	258 866	363 318
8	325 735	283 528	468 115
9	409 745	341 402	562 275
10	538 173	445 696	698 057
11	640 539	483 403	803 322
12	761 367	544 502	908 303
13	832 705	593 485	1 081 616
14	874 935	656 432	1 315 667
15	917 575	698 119	1 498 098
16	966 134	745 009	1 671 038
17	1 031 585	854 536	1 959 109
18	1 105 281	898 066	
19	1 165 939	960 005	
20	1 178 751	1 041 457	
21	1 194 679	1 101 883	
22	1 224 891	1 160 643	
23	1 249 196	1 213 783	
24	1 260 610	1 304 314	
25	1 296 196	1 356 860	
26	1 316 419	1 426 909	
27	1 358 922	1 466 468	
28	1 390 289	1 524 318	
29	1 435 260	1 600 494	
30	1 450 834	1 626 096	
31	1 462 993	1 698 290	
32	1 488 855	1 752 278	
33	1 527 683	1 785 725	
34	1 555 281	1 806 994	
35	1 570 983	1 847 752	
36	1 584 448	1 906 772	
37	1 629 405	1 957 454	
38	1 645 696	1 979 138	
39	1 658 329	2 002 810	
40	1 668 276	2 057 506	
41	1 686 574	2 084 245	
42	1 701 928	2 117 671	
43	1 732 085	2 138 850	
44	1 740 834	2 161 101	
45	1 756 186	2 181 018	
46	1 775 782	2 228 460	
47	1 822 050	2 340 414	
48	1 850 746	2 381 951	
49	1 900 235	2 420 284	
50	1 919 580	2 458 294	
51	1 966 330	2 484 983	
52	2 010 473	2 512 107	
53	2 021 336	2 556 969	

Common wheat flour (grain equivalent)			
week	2020/21	2021/22	2022/23
1	364	2 370	1 552
2	774	8 187	6 260
3	1 454	12 781	10 811
4	1 873	17 205	15 202
5	2 273	21 901	19 794
6	2 867	26 944	23 934
7	3 822	31 729	28 996
8	4 371	36 666	33 572
9	4 854	41 682	39 348
10	5 497	46 902	44 986
11	6 298	52 282	50 754
12	6 891	57 147	56 565
13	7 198	61 981	63 182
14	7 871	67 391	69 516
15	8 118	72 464	75 114
16	8 479	77 023	81 749
17	9 062	82 170	88 036
18	9 743	87 356	
19	10 330	92 735	
20	10 812	98 287	
21	11 211	103 916	
22	11 846	109 962	
23	12 557	115 226	
24	13 389	120 397	
25	14 009	126 352	
26	14 363	131 205	
27	15 143	134 246	
28	17 893	138 431	
29	21 169	142 954	
30	24 955	147 631	
31	29 076	152 532	
32	33 101	157 149	
33	36 175	162 417	
34	39 958	167 731	
35	43 146	172 464	
36	46 278	177 162	
37	50 553	182 257	
38	54 247	187 056	
39	58 469	192 174	
40	63 623	197 290	
41	67 415	201 945	
42	71 497	206 136	
43	75 782	210 400	
44	79 889	215 432	
45	84 077	219 663	
46	88 109	224 373	
47	92 246	228 571	
48	96 675	233 283	
49	101 160	237 512	
50	105 899	242 394	
51	110 720	246 490	
52	115 638	250 933	
53	117 885	254 098	

Durum wheat			
week	2020/21	2021/22	2022/23
1	15 910	24 903	128
2	70 589	62 555	269
3	148 727	178 630	1 666
4	228 769	204 018	2 359
5	290 923	230 861	2 773
6	389 351	232 090	9 671
7	421 013	238 607	9 764
8	497 085	238 671	30 592
9	576 827	240 024	30 905
10	628 124	260 359	31 416
11	643 468	272 308	32 660
12	674 436	344 729	60 716
13	736 081	347 231	62 376
14	802 094	389 623	93 853
15	821 148	405 412	129 650
16	924 355	479 059	177 094
17	966 163	487 000	179 203
18	1 003 356	487 153	
19	1 041 146	550 721	
20	1 050 712	595 765	
21	1 114 180	660 015	
22	1 146 252	697 315	
23	1 258 285	715 872	
24	1 318 719	737 813	
25	1 428 851	771 806	
26	1 483 610	811 006	
27	1 562 712	818 162	
28	1 657 037	840 228	
29	1 784 310	855 308	
30	1 828 752	891 269	
31	1 899 260	933 706	
32	1 927 163	965 069	
33	1 936 321	986 544	
34	1 948 506	992 855	
35	1 965 885	1 008 618	
36	1 986 558	1 009 045	
37	1 986 645	1 040 624	
38	1 988 702	1 053 337	
39	2 000 979	1 064 075	
40	2 001 370	1 074 967	
41	2 176 341	1 080 405	
42	2 185 891	1 082 179	
43	2 252 257	1 084 683	
44	2 357 032	1 128 395	
45	2 362 055	1 129 099	
46	2 376 516	1 151 118	
47	2 452 088	1 204 079	
48	2 515 962	1 223 490	
49	2 625 584	1 223 640	
50	2 701 779	1 250 462	
51	2 757 875	1 272 750	
52	2 820 687	1 299 802	
53	2 836 167	1 299 846	



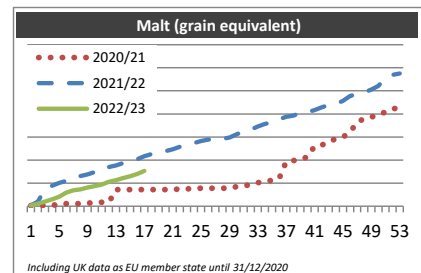
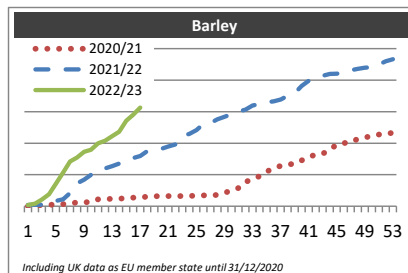
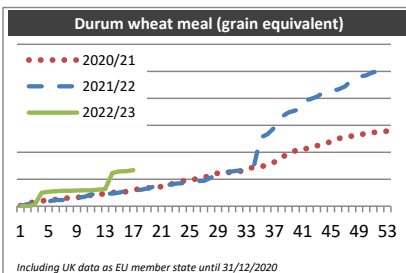
Week 1 to 17 from 01/07/2022 to 23/10/2022

(tonnes)

Durum wheat meal (grain equivalent)			
week	2020/21	2021/22	2022/23
1	21	8	0
2	108	79	3
3	150	89	54
4	194	111	497
5	223	181	540
6	247	227	557
7	294	234	571
8	312	270	572
9	321	321	582
10	353	342	588
11	410	435	594
12	432	442	619
13	465	461	635
14	502	466	1 228
15	528	505	1 288
16	542	573	1 296
17	597	588	1 338
18	647	605	
19	673	655	
20	698	738	
21	728	753	
22	813	792	
23	848	837	
24	930	857	
25	985	882	
26	1 007	929	
27	1 043	943	
28	1 198	1 056	
29	1 224	1 219	
30	1 246	1 261	
31	1 258	1 289	
32	1 271	1 327	
33	1 406	1 347	
34	1 427	1 404	
35	1 458	2 542	
36	1 530	2 661	
37	1 636	2 921	
38	1 820	3 313	
39	1 929	3 480	
40	2 068	3 549	
41	2 071	3 901	
42	2 205	3 966	
43	2 236	4 055	
44	2 313	4 228	
45	2 390	4 297	
46	2 510	4 323	
47	2 541	4 442	
48	2 607	4 699	
49	2 626	4 799	
50	2 718	4 853	
51	2 737	4 969	
52	2 758	4 973	
53	2 784	4 992	

Barley			
week	2020/21	2021/22	2022/23
1	15	7 590	7 588
2	1 736	8 127	16 187
3	6 899	8 833	42 706
4	6 902	16 769	76 312
5	13 520	32 972	142 869
6	13 722	44 293	213 485
7	14 445	83 147	283 163
8	24 701	145 348	308 651
9	25 509	167 779	344 700
10	26 468	198 217	358 960
11	44 307	229 268	399 726
12	45 208	239 485	415 669
13	46 951	254 281	444 012
14	47 223	269 955	471 700
15	52 559	282 729	542 564
16	54 429	305 932	581 062
17	54 429	319 248	625 599
18	61 714	349 276	
19	63 015	357 363	
20	64 307	364 080	
21	64 413	378 593	
22	64 592	391 721	
23	64 716	446 310	
24	65 502	459 552	
25	66 521	482 743	
26	68 056	521 456	
27	68 323	528 434	
28	72 261	551 838	
29	84 510	567 918	
30	99 450	583 259	
31	114 874	600 434	
32	154 277	612 302	
33	171 896	639 846	
34	189 587	647 215	
35	219 203	659 102	
36	241 503	665 836	
37	256 027	677 323	
38	266 916	701 130	
39	268 274	715 915	
40	291 610	763 978	
41	310 557	796 031	
42	329 453	818 826	
43	333 000	827 450	
44	357 458	839 482	
45	391 439	840 218	
46	400 091	848 042	
47	404 918	862 701	
48	426 724	871 627	
49	435 642	878 570	
50	446 470	882 003	
51	455 324	899 363	
52	459 469	920 571	
53	465 940	932 653	

Malt (grain equivalent)			
week	2020/21	2021/22	2022/23
1	134	170	161
2	135	993	562
3	139	3 762	984
4	271	4 462	1 524
5	285	5 041	2 071
6	551	5 492	2 940
7	551	6 200	3 449
8	574	6 556	3 671
9	642	6 887	4 052
10	777	7 385	4 366
11	845	8 297	4 694
12	872	8 510	5 290
13	3 595	8 831	5 639
14	3 596	9 347	6 098
15	3 597	9 747	6 478
16	3 597	10 199	6 975
17	3 597	10 860	7 657
18	3 618	11 269	
19	3 618	11 507	
20	3 622	11 918	
21	3 622	12 349	
22	3 757	12 898	
23	3 757	13 257	
24	3 825	13 710	
25	3 891	14 129	
26	3 893	14 448	
27	3 893	14 567	
28	3 893	14 593	
29	3 908	14 900	
30	4 249	15 604	
31	4 406	16 224	
32	4 718	16 607	
33	5 097	17 257	
34	5 396	17 808	
35	5 586	18 194	
36	5 933	18 836	
37	9 653	19 376	
38	9 898	19 634	
39	10 101	20 240	
40	10 682	20 403	
41	12 999	20 845	
42	13 229	21 438	
43	13 923	21 921	
44	14 617	22 184	
45	15 008	22 835	
46	16 058	23 852	
47	18 240	24 329	
48	18 996	24 687	
49	19 343	25 265	
50	19 799	26 049	
51	20 410	27 826	
52	21 041	28 475	
53	21 531	28 766	



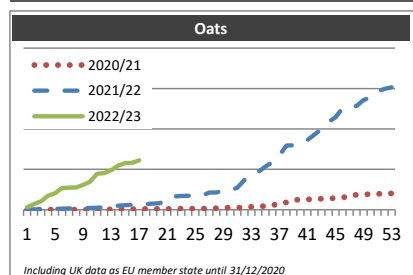
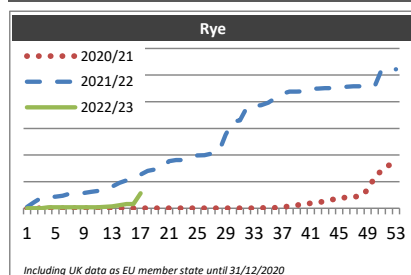
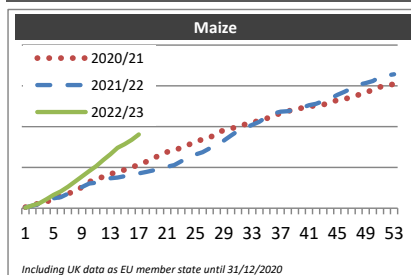
Week 1 to 17 from 01/07/2022 to 23/10/2022

(tonnes)

Maize			
week	2020/21	2021/22	2022/23
1	124 748	89 745	65 920
2	419 378	320 217	348 372
3	595 271	527 425	611 900
4	815 972	851 358	1 093 285
5	1 042 931	1 225 199	1 628 503
6	1 560 728	1 369 135	2 070 008
7	1 821 390	1 780 744	2 616 685
8	2 040 073	2 054 240	3 249 439
9	2 599 754	2 597 994	3 899 339
10	3 232 831	3 018 641	4 547 513
11	3 612 176	3 150 156	5 168 195
12	3 829 175	3 292 671	5 940 872
13	4 219 341	3 667 603	6 618 197
14	4 402 520	3 767 049	7 394 326
15	4 727 179	3 922 271	7 851 493
16	4 963 268	4 081 449	8 382 033
17	5 400 173	4 264 591	9 041 104
18	5 666 468	4 431 774	
19	6 072 793	4 640 772	
20	6 554 661	4 773 230	
21	6 901 144	5 088 559	
22	7 090 925	5 269 813	
23	7 428 158	5 773 181	
24	7 771 347	6 024 463	
25	8 180 488	6 583 325	
26	8 410 770	6 872 023	
27	8 655 548	7 335 985	
28	9 198 411	7 886 760	
29	9 583 852	8 309 746	
30	9 753 859	8 912 620	
31	10 025 021	9 491 307	
32	10 279 446	9 873 674	
33	10 464 201	10 221 564	
34	10 787 115	10 607 072	
35	10 998 605	11 177 162	
36	11 352 529	11 608 265	
37	11 630 639	11 836 120	
38	11 896 864	11 901 004	
39	12 104 498	12 076 345	
40	12 297 115	12 314 079	
41	12 449 551	12 627 755	
42	12 606 070	12 788 145	
43	12 680 903	13 146 922	
44	12 993 394	13 456 124	
45	13 253 330	13 887 004	
46	13 370 758	14 255 611	
47	13 639 480	14 697 879	
48	13 892 902	15 137 655	
49	14 160 064	15 349 073	
50	14 540 192	15 608 183	
51	14 871 679	16 072 255	
52	15 043 859	16 282 812	
53	15 223 937	16 422 231	

Rye			
week	2020/21	2021/22	2022/23
1	0	2 504	0
2	0	11 290	66
3	0	19 382	132
4	2	21 461	1 754
5	2	21 881	1 754
6	2	23 302	1 754
7	2	27 394	1 803
8	2	28 393	1 826
9	2	28 669	1 851
10	2	30 732	1 851
11	2	32 614	1 997
12	2	34 909	2 874
13	2	40 888	3 417
14	2	47 866	5 580
15	2	52 643	7 658
16	2	58 592	8 030
17	8	63 282	28 146
18	8	70 013	
19	8	72 942	
20	8	74 729	
21	8	88 321	
22	9	90 306	
23	9	90 644	
24	9	94 015	
25	10	99 172	
26	10	99 726	
27	10	102 773	
28	10	105 095	
29	10	138 315	
30	10	162 869	
31	10	165 061	
32	10	190 242	
33	10	192 238	
34	387	193 703	
35	1 031	198 199	
36	1 031	206 942	
37	1 308	215 337	
38	4 414	219 036	
39	5 094	219 169	
40	9 061	219 549	
41	9 061	224 582	
42	10 486	224 798	
43	13 391	225 368	
44	16 355	225 434	
45	16 355	227 510	
46	21 246	228 317	
47	21 834	229 028	
48	22 332	229 116	
49	34 693	229 278	
50	58 564	229 366	
51	71 186	260 660	
52	80 689	260 704	
53	86 288	260 928	

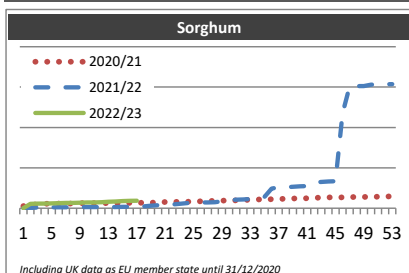
Oats			
week	2020/21	2021/22	2022/23
1	0	162	3 086
2	88	467	7 017
3	110	551	10 466
4	154	693	17 288
5	176	1 019	20 333
6	198	1 248	27 040
7	220	1 553	27 363
8	243	1 720	27 624
9	337	1 983	30 738
10	404	2 197	34 689
11	492	2 574	44 785
12	492	2 927	45 392
13	541	3 231	48 957
14	637	5 000	54 593
15	744	5 500	57 731
16	821	6 067	57 993
17	958	6 481	61 175
18	1 002	7 051	
19	1 073	7 605	
20	1 125	8 165	
21	1 169	15 567	
22	1 237	16 363	
23	1 242	16 910	
24	1 330	17 283	
25	1 379	17 617	
26	1 423	17 698	
27	1 423	21 181	
28	1 895	21 417	
29	2 404	23 729	
30	2 524	24 074	
31	2 584	27 373	
32	3 035	36 649	
33	3 580	43 797	
34	4 190	46 829	
35	4 526	53 381	
36	5 112	58 804	
37	8 828	67 286	
38	9 027	79 592	
39	12 051	79 836	
40	12 495	83 520	
41	12 842	86 386	
42	13 220	93 181	
43	13 573	99 675	
44	13 991	108 591	
45	14 396	114 508	
46	14 723	125 638	
47	17 852	125 874	
48	18 452	128 562	
49	19 000	135 709	
50	19 379	139 331	
51	19 696	146 345	
52	20 048	149 538	
53	20 128	151 455	

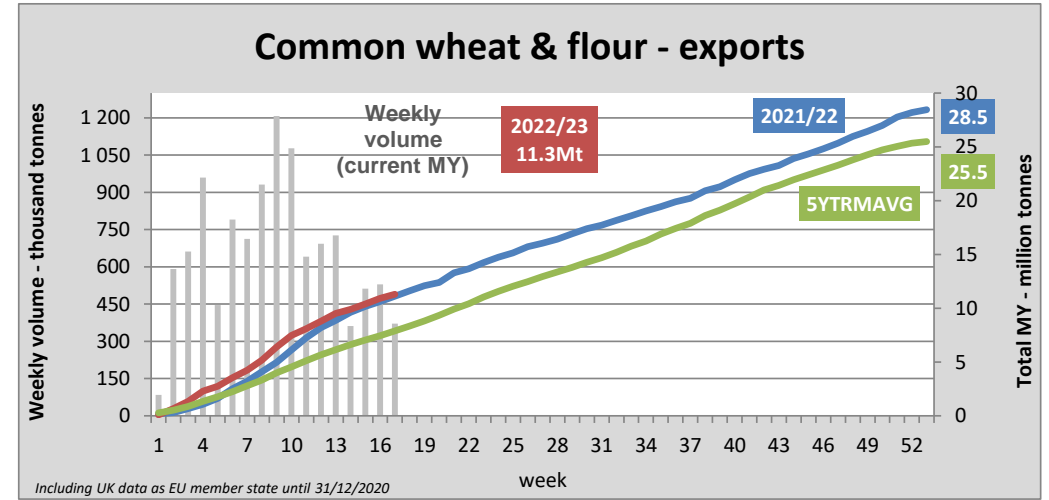
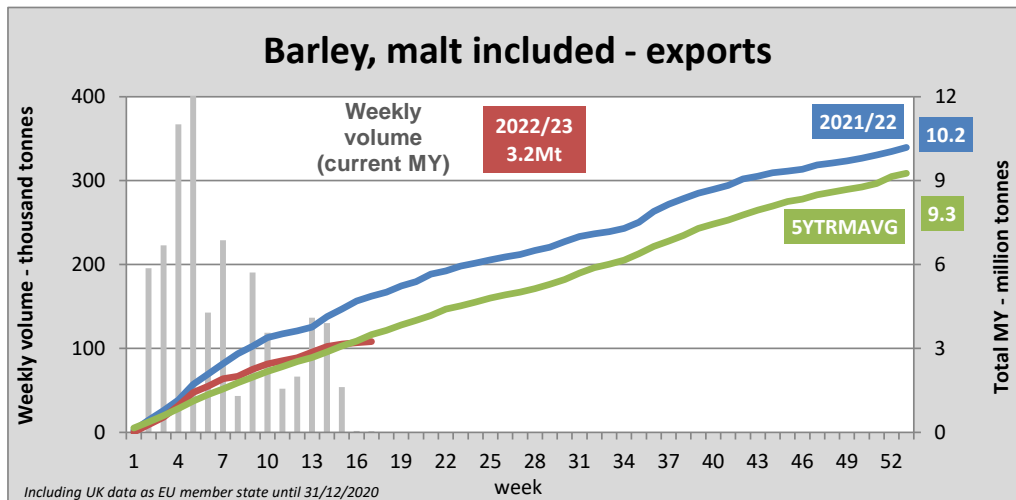
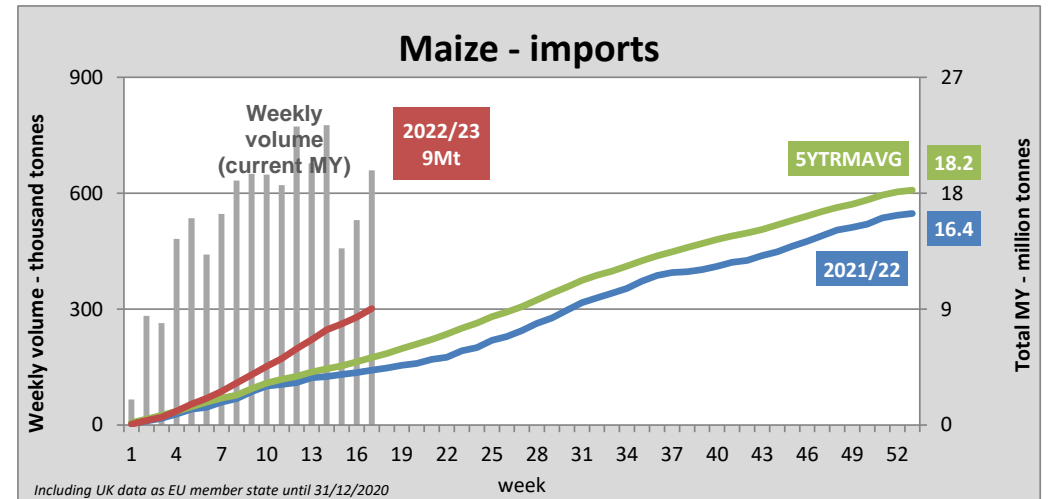
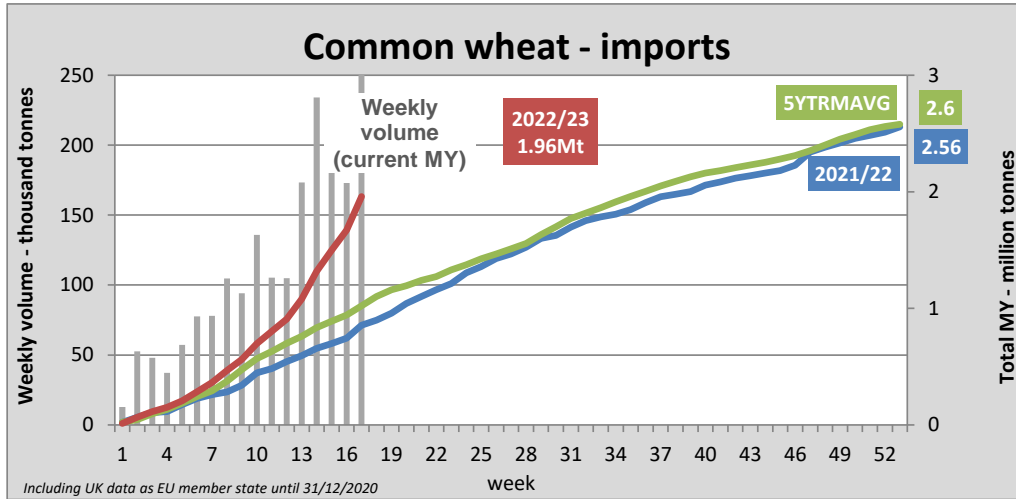


Week 1 to 17 from 01/07/2022 to 23/10/2022

(tonnes)

Sorghum			
week	2020/21	2021/22	2022/23
1	2 653	86	112
2	2 727	218	5 322
3	5 479	820	5 590
4	5 531	1 044	5 777
5	5 627	1 126	5 921
6	5 695	1 188	6 217
7	5 697	1 210	6 441
8	5 721	1 247	6 599
9	6 172	1 373	6 899
10	6 174	1 459	7 043
11	6 243	1 509	7 142
12	6 269	1 510	7 461
13	6 364	1 557	8 096
14	6 387	1 572	8 378
15	6 409	1 735	8 893
16	6 539	1 778	9 145
17	6 629	2 047	9 255
18	6 835	2 225	
19	6 966	3 286	
20	7 168	3 683	
21	7 623	4 129	
22	7 789	4 618	
23	7 926	5 433	
24	8 125	6 322	
25	8 282	6 874	
26	8 461	7 073	
27	8 818	7 210	
28	9 200	7 430	
29	9 365	8 489	
30	9 526	9 919	
31	9 658	10 567	
32	10 077	10 852	
33	10 505	11 381	
34	10 799	14 184	
35	10 903	14 410	
36	11 083	24 396	
37	11 333	25 866	
38	11 618	26 077	
39	12 022	26 546	
40	12 297	27 260	
41	12 411	27 507	
42	12 799	31 994	
43	13 110	32 564	
44	13 327	32 977	
45	13 403	33 409	
46	13 528	117 468	
47	13 750	151 138	
48	13 864	151 358	
49	13 985	151 412	
50	14 117	153 098	
51	14 337	153 221	
52	14 535	153 492	
53	14 602	153 634	





Calendar of Marketing Year weeks

Week	2020/21		2021/22		2022/23	
	Start	End	Start	End	Start	End
1	01/07/2020	05/07/2020	01/07/2021	04/07/2021	01/07/2022	03/07/2022
2	06/07/2020	12/07/2020	05/07/2021	11/07/2021	04/07/2022	10/07/2022
3	13/07/2020	19/07/2020	12/07/2021	18/07/2021	11/07/2022	17/07/2022
4	20/07/2020	26/07/2020	19/07/2021	25/07/2021	18/07/2022	24/07/2022
5	27/07/2020	02/08/2020	26/07/2021	01/08/2021	25/07/2022	31/07/2022
6	03/08/2020	09/08/2020	02/08/2021	08/08/2021	01/08/2022	07/08/2022
7	10/08/2020	16/08/2020	09/08/2021	15/08/2021	08/08/2022	14/08/2022
8	17/08/2020	23/08/2020	16/08/2021	22/08/2021	15/08/2022	21/08/2022
9	24/08/2020	30/08/2020	23/08/2021	29/08/2021	22/08/2022	28/08/2022
10	31/08/2020	06/09/2020	30/08/2021	05/09/2021	29/08/2022	04/09/2022
11	07/09/2020	13/09/2020	06/09/2021	12/09/2021	05/09/2022	11/09/2022
12	14/09/2020	20/09/2020	13/09/2021	19/09/2021	12/09/2022	18/09/2022
13	21/09/2020	27/09/2020	20/09/2021	26/09/2021	19/09/2022	25/09/2022
14	28/09/2020	04/10/2020	27/09/2021	03/10/2021	26/09/2022	02/10/2022
15	05/10/2020	11/10/2020	04/10/2021	10/10/2021	03/10/2022	09/10/2022
16	12/10/2020	18/10/2020	11/10/2021	17/10/2021	10/10/2022	16/10/2022
17	19/10/2020	25/10/2020	18/10/2021	24/10/2021	17/10/2022	23/10/2022
18	26/10/2020	01/11/2020	25/10/2021	31/10/2021	24/10/2022	30/10/2022
19	02/11/2020	08/11/2020	01/11/2021	07/11/2021	31/10/2022	06/11/2022
20	09/11/2020	15/11/2020	08/11/2021	14/11/2021	07/11/2022	13/11/2022
21	16/11/2020	22/11/2020	15/11/2021	21/11/2021	14/11/2022	20/11/2022
22	23/11/2020	29/11/2020	22/11/2021	28/11/2021	21/11/2022	27/11/2022
23	30/11/2020	06/12/2020	29/11/2021	05/12/2021	28/11/2022	04/12/2022
24	07/12/2020	13/12/2020	06/12/2021	12/12/2021	05/12/2022	11/12/2022
25	14/12/2020	20/12/2020	13/12/2021	19/12/2021	12/12/2022	18/12/2022
26	21/12/2020	27/12/2020	20/12/2021	26/12/2021	19/12/2022	25/12/2022
27	28/12/2020	03/01/2021	27/12/2021	02/01/2022	26/12/2022	01/01/2023
28	04/01/2021	10/01/2021	03/01/2022	09/01/2022	02/01/2023	08/01/2023
29	11/01/2021	17/01/2021	10/01/2022	16/01/2022	09/01/2023	15/01/2023
30	18/01/2021	24/01/2021	17/01/2022	23/01/2022	16/01/2023	22/01/2023
31	25/01/2021	31/01/2021	24/01/2022	30/01/2022	23/01/2023	29/01/2023
32	01/02/2021	07/02/2021	31/01/2022	06/02/2022	30/01/2023	05/02/2023
33	08/02/2021	14/02/2021	07/02/2022	13/02/2022	06/02/2023	12/02/2023
34	15/02/2021	21/02/2021	14/02/2022	20/02/2022	13/02/2023	19/02/2023
35	22/02/2021	28/02/2021	21/02/2022	27/02/2022	20/02/2023	26/02/2023
36	01/03/2021	07/03/2021	28/02/2022	06/03/2022	27/02/2023	05/03/2023
37	08/03/2021	14/03/2021	07/03/2022	13/03/2022	06/03/2023	12/03/2023
38	15/03/2021	21/03/2021	14/03/2022	20/03/2022	13/03/2023	19/03/2023
39	22/03/2021	28/03/2021	21/03/2022	27/03/2022	20/03/2023	26/03/2023
40	29/03/2021	04/04/2021	28/03/2022	03/04/2022	27/03/2023	02/04/2023
41	05/04/2021	11/04/2021	04/04/2022	10/04/2022	03/04/2023	09/04/2023
42	12/04/2021	18/04/2021	11/04/2022	17/04/2022	10/04/2023	16/04/2023
43	19/04/2021	25/04/2021	18/04/2022	24/04/2022	17/04/2023	23/04/2023
44	26/04/2021	02/05/2021	25/04/2022	01/05/2022	24/04/2023	30/04/2023
45	03/05/2021	09/05/2021	02/05/2022	08/05/2022	01/05/2023	07/05/2023
46	10/05/2021	16/05/2021	09/05/2022	15/05/2022	08/05/2023	14/05/2023
47	17/05/2021	23/05/2021	16/05/2022	22/05/2022	15/05/2023	21/05/2023
48	24/05/2021	30/05/2021	23/05/2022	29/05/2022	22/05/2023	28/05/2023
49	31/05/2021	06/06/2021	30/05/2022	05/06/2022	29/05/2023	04/06/2023
50	07/06/2021	13/06/2021	06/06/2022	12/06/2022	05/06/2023	11/06/2023
51	14/06/2021	20/06/2021	13/06/2022	19/06/2022	12/06/2023	18/06/2023
52	21/06/2021	27/06/2021	20/06/2022	26/06/2022	19/06/2023	25/06/2023
53	28/06/2021	30/06/2021	27/06/2022	30/06/2022	26/06/2023	30/06/2023